




SHESTAKOV

Yacht Sales

170 COMMERCIAL CREW BOAT – CUSTOM



Builder:

CUSTOM

Model:

170 Commercial Crew Boat

LOA:

170' 0" (51.82 m)

Beam:

30' 0" (9.14 m)

Max Draft:

21' 1" (6.42 m)

Cruise Speed:

22 kn / 25.32 mph

Max Speed:

24 kn / 27.62 mph

Sleeps:

6

Total Heads:

1

Hull Material:

Fiberglass and Plastic Yachts

Deck Material:

Fiberglass

Engines:

1

If you would like to buy a yacht **170 COMMERCIAL CREW BOAT – CUSTOM** or would like help, please call +1(954)274-4435 or visit shestakovyachtsales.com

TABLE OF CONTENTS

OVERVIEW	3
Selecting a 170 Commercial Crew Boat	3
Features of the Model	3
Technical Specifications	4
Pricing and Ordering	4
Questions and Answers	4
Owner Experience Review	5
Pros and Cons	6
Comparison with Other Models	6
SPECIFICATIONS	8
GALLERY	9
CONTACTS	14

OVERVIEW

Purpose-built to handle demanding assignments, the 170 Commercial Crew Boat from CUSTOM is a motor yacht engineered on a fiberglass and plastic platform. Measuring 170 ft (51.82 m) overall with a 30 ft (9.14 m) beam and powered by a single Cummins inboard diesel, it's designed to strike a balance between speed, payload capacity, and long-term durability. Represented by Andrey Shestakov and Shestakov Yacht Sales.

Selecting a 170 Commercial Crew Boat

When your operation requires reliable transit capability in the 22–24 knot range, rugged fiberglass and plastic construction, and practical crew accommodations, the 170 Commercial Crew Boat is a compelling choice. The single Cummins inboard diesel favors straightforward maintenance and parts availability, while the 170 ft LOA and 30 ft beam provide the volume and stability expected of a substantial motor yacht. For program-specific advice and to discuss suitability, contact Andrey Shestakov at Shestakov Yacht Sales.

Features of the Model

- Performance-oriented configuration with a cruise speed of 22 kn (25.32 mph) and a top speed near 24 kn (27.62 mph)
- Single-engine propulsion via a Cummins inboard diesel for simplified operation and servicing
- Roomy dimensions: 170 ft LOA, 30 ft beam, and a notable 21.052 ft (6.4166 m) maximum draft
- Functional living spaces accommodating 6 berths and 1 head
- Sturdy construction: fiberglass and plastic hull paired with a fiberglass deck
- Brokerage and representation handled by Andrey Shestakov and Shestakov

Yacht Sales

Technical Specifications

- Model: 170 Commercial Crew Boat
- Builder: CUSTOM
- Type: motor yacht
- Hull: fiberglass and plastic
- Deck: Fiberglass
- LOA: 170 ft (51.82 m)
- Beam: 30 ft (9.14 m)
- Draft (max): 21.052 ft (6.4166 m)
- Cruise Speed: 22 kn (25.32 mph)
- Max Speed: 24 kn (27.62 mph)
- Engines: 1 x Cummins, Inboard, Diesel
- Sleeps: 6
- Heads: 1

Pricing and Ordering

To obtain up-to-date pricing, check availability, or schedule an inspection of the 170 Commercial Crew Boat, reach out to Andrey Shestakov at Shestakov Yacht Sales. Our brokerage team will assist with reviewing specifications, coordinating viewings, and advising on next steps.

Questions and Answers

Q: What type of vessel is the 170 Commercial Crew Boat? A: It is a motor yacht built with a fiberglass and plastic hull, marrying commercial functionality with yacht-style execution. For more specifics, contact Andrey Shestakov at

Shestakov Yacht Sales.

Q: How fast does it go? A: The 170 Commercial Crew Boat delivers a **cruise speed** of 22 kn (25.32 mph) and a **top speed** of 24 kn (27.62 mph), giving dependable transit performance for operational schedules.

Q: What is the propulsion setup? A: Propulsion is provided by a single **Cummins inboard diesel** engine—1 unit—chosen to simplify servicing and parts logistics while sustaining required performance.

Q: What are the dimensions and draft? A: Key figures include **LOA** 170 ft (51.82 m), **beam** 30 ft (9.14 m), and **maximum draft** 21.052 ft (6.4166 m), dimensions engineered to support stability and practical seakeeping for a vessel of this type.

Q: How is the vessel arranged for living? A: Accommodation consists of **sleeps 6 with 1 head**, a straightforward layout intended for essential crew needs during operational periods. For a full interior tour, coordinate with Andrey Shestakov and Shestakov Yacht Sales.

Owner Experience Review

According to brokerage documentation, the 1991 170 Commercial Crew Boat from CUSTOM is configured for passenger and crew transfer under USCG Subchapter T and carries a current COI, positioning it as a commercial charter/utility platform. Its primary role is offshore personnel logistics and light cargo duties, supported by a very large clear working deck roughly 95' x 25'. Operationally it favors steady transit speeds rather than nimble maneuvering, with listings noting an approximate 22-knot cruise and about 24 knots as the top end.

Onboard accommodations are utilitarian: three cabins sleeping six with a single head, which suits short-term crew deployments more than high-end

cruising. Operating costs are a key consideration—listings reference fuel burn around 200 per hour and commercial Cummins K-19 diesel propulsion at approximately 4,080 hp total, signaling substantial service and overhaul expenses; maintaining Subchapter T/COI status also entails routine inspections and thorough maintenance records. For operators who require a certified, purpose-built workboat with expansive deck space and reliable transit performance, the 170 Commercial Crew Boat is a practical solution, with trade-offs mainly in fuel consumption and upkeep.

Pros and Cons

- Marketed with USCG Subchapter T certification and a current COI, enabling compliant passenger and crew transfer.
- Very large clear working deck (about 95' x 25') supports offshore personnel logistics and light cargo.
- Steady transit profile with an approximate 22-knot cruise and ~24-knot top speed listed.
- Fuel burn around 200 per hour significantly increases operating costs.
- Basic crew-style interior (3 cabins, sleeps 6, 1 head) limits comfort for extended or luxury cruising.
- Commercial Cummins K-19 diesels (~4,080 hp total) and COI compliance drive high service, overhaul, and inspection demands.

Comparison with Other Models

Model	LOA	Beam	Draft	Speed (Cruising/Max)	Gross Tonnage
170 Commercial Crew Boat	170' 0" (51.82 m)	30' 0" (9.14 m)	21' 1" (6.42 m)	22 kn / 24 kn	
3 Masted Schooner	167' 0" (50.90 m)	32' 0" (9.75 m)	30' 11" (9.42 m) – 59' 1" (18 m)	9 kn	

77ft Custom Norlin Cutter Sloop	76' 0" (23.34 m)	18' 0" (5.59 m)	28' 12" (8.83 m)	8 kn / 11 kn	
Floe Craft Afina 3950	39' 0" (11.89 m)	11' 0" (3.35 m)	5' 6" (1.67 m) – 9' 10" (3 m)		18500
51 Mini Super Yacht	51' 0" (15.54 m)	14' 0" (4.27 m)	11' 6" (3.50 m)	20 kn / 23 kn	
Benetti 105	106' 0" (32.50 m)	19' 0" (5.97 m)	8' 0" (2.44 m)	12 kn / 16 kn	109
Commercial LCU	119' 0" (36.30 m)	34' 0" (10.39 m)	9' 0" (2.75 m) – 17' 3" (5.25 m)		
PK50	164' 0" (50 m)	28' 0" (8.61 m)			487
Sports Cat 44	44' 0" (13.41 m)	14' 0" (4.27 m)	9' 10" (3 m)		
150 Palm Beach	150' 0" (45.72 m)	29' 0" (8.86 m)	21' 7" (6.58 m)	12 kn / 15.7 kn	480

SPECIFICATIONS

LOA:

170' 0" (51.82 m)

Max Draft:

21' 1" (6.42 m)

Cruise Speed:

22 kn / 25.32 mph

Sleeps:

6

Hull Material:

Fiberglass and Plastic Yachts

Engines:

1

Engine Type:

Inboard

Beam:

30' 0" (9.14 m)

Max Speed:

24 kn / 27.62 mph

Total Heads:

1

Deck Material:

Fiberglass


Manufacturer:

Cummins


Fuel Type:

Diesel


GALLERY











CONTACTS

Shestakov Yacht Sales is a brokerage company specializing in the sale and service of yachts worldwide. The company offers services for buying and selling both new and used motor yachts, sailing vessels, and luxury superyachts. They also provide yacht registration, insurance, technical maintenance, crew selection, and charter organization services across the U.S., Canada, Latin America, the Caribbean, and the Bahamas.

The founder and lead broker of the company is Andrey Shestakov, a licensed and certified expert with extensive experience in marine engineering and shipbuilding.

The company has an extensive network of partnerships with major yacht manufacturers worldwide and provides services in multiple languages, including Russian, Ukrainian, Spanish, and English. The office is in Dania Beach, Florida, USA.

For more information and to view available yachts, you can visit the company's official website: <https://shestakovyachtsales.com>

Contact details

Phone: +1(954)274-4435

Email: andrey@shestakovyachtsales.com

Address



1380 Weeping Willow Way, Hollywood,
Florida 33019