



SHESTAKOV

Yacht Sales

## 340X - MTI



**Builder:**

MTI

**Model:**

340X

**LOA:**

34' 0" (10.36 m)

**Beam:**

10' 0" (3.05 m)

**Engines:**

2

**Manufacturer:**

Mercury

**Engine Type:**

Outboard

**Fuel Type:**

Gas

If you would like to buy a yacht **340X - MTI** or would like help, please call +1(954)274-4435 or visit [shestakovyachtsales.com](http://shestakovyachtsales.com)

---

# TABLE OF CONTENTS

---

<b>OVERVIEW .....</b>	<b>3</b>
<b>Selecting a 340X .....</b>	<b>3</b>
<b>Features of the Model .....</b>	<b>3</b>
<b>Technical Specifications .....</b>	<b>3</b>
<b>Pricing and Ordering .....</b>	<b>4</b>
<b>Questions and Answers .....</b>	<b>4</b>
<b>Owner Experience Review .....</b>	<b>5</b>
<b>Pros and Cons .....</b>	<b>5</b>
<b>Comparison with Other Models .....</b>	<b>6</b>
<b>SPECIFICATIONS .....</b>	<b>7</b>
<b>GALLERY .....</b>	<b>8</b>
<b>CONTACTS .....</b>	<b>13</b>

## OVERVIEW

---

The 340X from MTI translates race bred performance into a polished motor yacht platform through a twin hull catamaran layout. Designed for owners who prize compact dimensions combined with serious speed, it offers a confident presence on the water and adaptability for everything from high speed runs to sophisticated day boating.

## Selecting a 340X

---

If your priority is a performance oriented craft with the nimbleness of a motor yacht and the steadiness of a catamaran, the 340X should be on your consideration list. Its 34 ft overall length and 10 ft beam make for a compact, easily handled package—simple to tow, berth, and store—while twin Mercury outboards provide robust, user friendly propulsion most buyers appreciate.

## Features of the Model

---

- Twin hull catamaran layout that delivers assured handling and stability.
- Propelled by a pair of Mercury outboard engines running on gasoline.
- 34 ft (10.36 m) overall length that keeps the yacht compact yet performance focused.
- 10 ft (3.05 m) beam offering a planted, stable stance underway.
- Constructed by MTI for clients seeking precision performance craftsmanship.

## Technical Specifications

---

- Builder: MTI
- Model: 340X

- Category: motor yacht; Subcategory: catamaran
- Length Overall (LOA): 34 ft (10.36 m)
- Beam: 10 ft (3.05 m)
- Engines: 2 x Mercury
- Engine Type: Outboard
- Fuel: Gas

## Pricing and Ordering

---

To learn about current availability, pricing, and purchasing options for the 340X, please contact Andrey Shestakov at Shestakov Yacht Sales. Our team will assist with detailed specifications, lead times, and the steps required to move from initial interest to delivery, ensuring a smooth buying process.

## Questions and Answers

---

Q: What kind of yacht is the 340X? A: **Type:** The 340X is a motor yacht configured as a twin hull catamaran.

Q: Who builds the 340X? A: **Builder:** This model is manufactured by MTI.

Q: What are the dimensions of the 340X? A: **Dimensions:** The boat measures **34 ft (10.36 m)** LOA with a **10 ft (3.05 m)** beam.

Q: What powers the 340X? A: **Engines:** Twin **Mercury** outboards provide propulsion. **Fuel: Gas** .

Q: How can I purchase or list a 340X? A: **Contact:** Reach out to Andrey Shestakov at Shestakov Yacht Sales for tailored assistance with buying, listing, or confirming availability.

---

## Owner Experience Review

---

Owners often describe the 340X from MTI as a high speed weekend playboat, though many families report using it successfully for small group day cruising—one owner even completed catamaran training prior to taking command. On water accounts highlight a hull that “ate up” sharp wakes and bumpy chop while maintaining composure at pace; professional evaluations recorded comfortable cruising speeds exceeding 100 mph with a tested top end near 116 mph, subject to engine selection and setup. Forum commentary reinforces the consensus—“fun, fast, safe”—and owners frequently praise the surprising fuel economy. Those who repower or fit STR rigs with 450R outboards commonly achieve improved straight line speed, with several reporting top end runs into the 120s after upgrades.

The interior and layout reflect the model’s sport focused brief: high quality finishes, well thought out helm ergonomics, and cockpit seating sized for small crews, though interior volume and lounging areas are more limited than on larger cruisers or dedicated lounge dayboats. Many owners couple performance enhancements with cosmetic updates, and service records emphasize the need for specialized rigging when repowering. Common owner service notes mention occasional electrical or battery problems and intermittent engine cooling, fuel, or steering items; conversely, some repowered boats report increased reliability and reduced fuel and maintenance costs with modern outboards. For the best ownership experience, engage authorized MTI/dealer technicians and plan for dock or shop time when pursuing upgrades or renovations.

---

## Pros and Cons

---

- Confident, stable behavior through steep wakes and choppy conditions at speed.

- Comfortable cruising above 100+ mph with a test peak near ~116 mph, depending on powertrain and configuration.
- Owners commonly highlight a fun, safe ride and fuel efficiency that exceeds expectations.
- Limited interior volume and less lounging space compared to larger cruisers.
- Repowers and performance upgrades are routine and may demand specialized rigging work and service time.
- Reported owner service items include electrical/battery faults and occasional engine cooling, fuel, or steering maintenance issues.

## Comparison with Other Models

Model	LOA	Beam	Draft	Speed (Cruising/Max)	Gross Tonnage
340X	34' 0" (10.36 m)	10' 0" (3.05 m)			
440X	44' 0" (13.41 m)	10' 0" (3.25 m)			
V50	50' 0" (15.24 m)	12' 0" (3.66 m)			
43 Pleasure	43' 0" (13.11 m)	10' 0" (3.20 m)			
V42	42' 0" (12.80 m)	11' 0" (3.48 m)			
52 Pleasure	52' 0" (15.85 m)				
V 57	57' 0" (17.37 m)				
50v	50' 0" (15.24 m)	12' 0" (3.66 m)			
48 Pleasure	48' 0" (14.63 m)	10' 0" (3.20 m)			
390X	39' 0" (11.89 m)	10' 0" (3.18 m)			

# SPECIFICATIONS

---

**LOA:**

34' 0" (10.36 m)

**Engines:**

2

**Engine Type:**

Outboard

**Beam:**

10' 0" (3.05 m)

**Manufacturer:**

Mercury


**Fuel Type:**


Gas


# GALLERY











# CONTACTS

---

Shestakov Yacht Sales is a brokerage company specializing in the sale and service of yachts worldwide. The company offers services for buying and selling both new and used motor yachts, sailing vessels, and luxury superyachts. They also provide yacht registration, insurance, technical maintenance, crew selection, and charter organization services across the U.S., Canada, Latin America, the Caribbean, and the Bahamas.

The founder and lead broker of the company is Andrey Shestakov, a licensed and certified expert with extensive experience in marine engineering and shipbuilding.

The company has an extensive network of partnerships with major yacht manufacturers worldwide and provides services in multiple languages, including Russian, Ukrainian, Spanish, and English. The office is in Dania Beach, Florida, USA.

For more information and to view available yachts, you can visit the company's official website: <https://shestakovyachtsales.com>

## Contact details

---

**Phone:** +1(954)274-4435

**Email:** [andrey@shestakovyachtsales.com](mailto:andrey@shestakovyachtsales.com)

## Address

---



1380 Weeping Willow Way, Hollywood,  
Florida 33019