



SHESTAKOV

Yacht Sales

365 OFFSHORE - TIDELINE BOATS



Builder:

TIDELINE BOATS

Model:

365 Offshore

LOA:

36' 0" (11.10 m)

Min Draft:

4' 11" (1.50 m)

Beam:

11' 0" (3.35 m)

Max Draft:

5' 6" (1.67 m)

Fuel Capacity:

480 Gallons

Total Heads:

1

Hull Material:

Fiberglass and Plastic Yachts

Deck Material:

Composite

Engines:

4

Manufacturer:

Suzuki

If you would like to buy a yacht **365 OFFSHORE - TIDELINE BOATS** or would like help, please call +1(954)274-4435 or visit shestakovyachtsales.com

TABLE OF CONTENTS

OVERVIEW 3

- Selecting a 365 Offshore 3
- Features of the Model 3
- Technical Specifications 4
- Pricing and Ordering 4
- Questions and Answers 5
- Owner Experience Review 5
- Pros and Cons 6
- Comparison with Other Models 7

SPECIFICATIONS 8

GALLERY 9

CONTACTS 14

OVERVIEW

365 Offshore by TIDELINE BOATS is a purpose-built motor yacht tailored for serious sport fisherman use. The design pairs a fiberglass and plastic hull with four Suzuki outboard motors (Gas) and a single-head layout optimized for offshore days. This model is marketed through Shestakov Yacht Sales with broker Andrey Shestakov handling inquiries.

Selecting a 365 Offshore

Choosing the 365 Offshore is logical when you need an outboard-driven offshore platform with high fuel reserves and the form factor of a motor yacht in the sport fisherman category.

- A 36 ft (11.1 m) LOA combined with an 11 ft (3.35 m) beam creates a roomy base for extended days at sea.
- Draft that ranges between 4.921–5.468 ft (1.5–1.6666 m) suits a mix of coastal and offshore conditions.
- Power comes from 4 x Suzuki outboards running on Gas, offering simplicity in operation and service.
- With 480 gallons of fuel capacity, the yacht supports lengthy passages without frequent refueling.
- The hull is categorized as fiberglass and plastic and the deck is built of Composite.
- Classified as a motor yacht configured for sport fisherman duties.

Features of the Model

- The model's offshore intent is evident in its dimensions: LOA 36 ft (11.1 m) and beam 11 ft (3.35 m).

- Propulsion is provided by a four-engine Suzuki outboard arrangement; fuel: Gas.
- The hull design supports a variable draft from 4.921 ft (minimum) to 5.468 ft (maximum).
- Accommodation includes one head for onboard convenience.
- A Composite deck is bonded to a hull in the fiberglass and plastic class.
- Purpose and role are clearly defined: a motor yacht intended for sport fisherman applications.

Technical Specifications

- LOA: 36 ft (11.1 m)
- Beam: 11 ft (3.35 m)
- Draft (min): 4.921 ft (1.5 m)
- Draft (max): 5.468 ft (1.6666 m)
- Engines: 4 x Suzuki; Type: Outboard; Fuel: Gas
- Heads: 1
- Fuel capacity: 480 gal
- Hull: fiberglass and plastic
- Deck material: Composite
- Classification: motor yacht / sport fisherman

Pricing and Ordering

To obtain current pricing, customization options, and delivery timelines for the 365 Offshore from TIDELINE BOATS, reach out to Andrey Shestakov at Shestakov Yacht Sales. Our brokerage team will assist you through specifications, order placement, and logistics to align the build with your cruising and fishing program.

Questions and Answers

Q: What are the dimensions of the boat? A: The **LOA** is 36 ft (11.1 m) and the **Beam** is 11 ft (3.35 m).

Q: What type of yacht is this model? A: It is a **motor yacht** configured as a **sport fisherman** .

Q: What powers the boat? A: The propulsion consists of **4 Suzuki Engines** with **Outboard** setup and **Fuel type : Gas** .

Q: How much fuel and how many heads are on board? A: **Fuel capacity** is 480 gal, and there is **1 head** .

Q: What are the hull and deck materials and the draft range? A: The **Hull** is in the **fiberglass and plastic** category, the **Deck** is **Composite** , and **Draft** ranges from 4.921 ft (1.5 m) to 5.468 ft (1.6666 m).

Owner Experience Review

Owners and reviewers describe the 365 Offshore from TIDELINE BOATS as a dedicated offshore fishing catamaran that blends speed with a composed ride. Sea-trial commentary references a smooth passage through two-foot chop at speeds exceeding 50 mph, and reviewers note the broad-beam catamaran platform delivers notably steady, predictable handling. Reported cruise economy sits near 1.4+ mpg at about 35 knots with twin 350s—figures that reviewers find competitive for a large-water vessel—and performance increases markedly with additional or higher-output power; typical twin setups can hit the mid-40s to around 50 knots, while high-output twin or quad configurations are reported to reach the 60–70+ knot envelope. The model entered production in 2020 and listings for new boats remain available through 2026.

For days when the program mixes fishing and family use, the 365 Offshore carries its full 11-foot beam far forward, creating foredeck and bow areas reviewers say compare favorably with many 40-foot boats. Interior and cockpit arrangements favor utility: typical layouts seat seven, with a forward console lounge, aft bait-watching positions, and abundant rod and gear stowage. Anglers commonly praise the very large in-deck fishbox and livewell volumes—measured in the mid-hundreds of gallons depending on the setup—making the boat suitable for tournament fishing, runs to the Bahamas, and family outings. Maintenance notes emphasize robust construction and practical support: the vacuum-infused, all-composite construction is reported strong, with no widespread hull failures in reviewed sources. TIDELINE BOATS indicates they arrange local third-party servicing or return boats to the factory for major work; the factory-direct sales approach and a limited dealer footprint mean owners outside North Carolina should plan for broker or shipper coordination. Powertrain configuration affects upkeep considerations—quad installations increase routine service time and transom complexity, while choosing higher-power twin engines reduces the number of units to maintain but raises service cost per engine.

Pros and Cons

- Exceptionally stable, predictable wide-beam catamaran ride with sea-trial remarks about running smoothly at 50+ mph in two-foot chop.
- Reported cruise economy near 1.4+ mpg at roughly 35 knots with twin 350s (review-sourced figures).
- Forward-carried 11' beam creates expansive deck real estate, seating for seven, and fishbox/livewell capacities measured in the mid-hundreds of gallons.
- Limited dealer network and factory-direct sales may require owners to coordinate service and transport for major repairs outside North Carolina.

- Quad-engine layouts elevate routine service hours, operating costs, and transom complexity.
- Choosing higher-output twin engines lowers engine count but increases the per-unit maintenance expense.

Comparison with Other Models

Model	LOA	Beam	Draft	Speed (Cruising/...	Gross...
235 Hybrid	23' 0" (7.14 m)	8' 0" (2.59 m)	3' 10" (1.17 m)		
365 Offshore	36' 0" (11.10 m)	11' 0" (3.35 m)	4' 11" (1.50 m) – 5' 6" (1.67 m)		

SPECIFICATIONS

LOA:

36' 0" (11.10 m)

Beam:

11' 0" (3.35 m)

Fuel Capacity:

480 Gallons

Total Heads:

1

Hull Material:

Fiberglass and Plastic Yachts

Engines:

4

Engine Type:

Outboard

Min Draft:

4' 11" (1.50 m)

Max Draft:

5' 6" (1.67 m)

Deck Material:

Composite

Manufacturer:

Suzuki

Fuel Type:

Gas











GALLERY

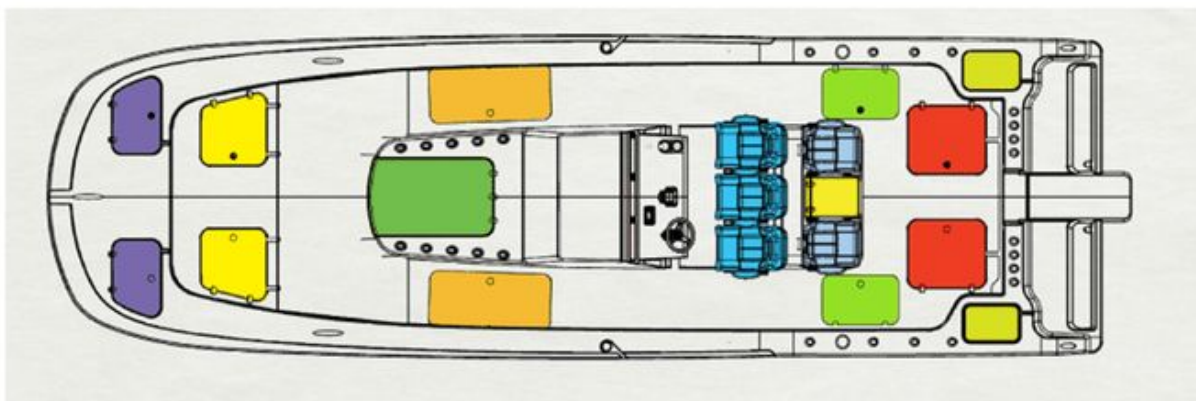








- | | | | | |
|---|--|---|---|--|
|  Anchor Storage Locker |  815 Quart Floor Fish Box |  3 Liebroc Helm Seats |  88 Gallon Insulated Floor Box. Option to Plumb as Livewell |  Extra Large Bilge Access |
|  Dry Storage |  688 Quart Coffin Box
Liebroc Lounge Pad with Armrests |  2 Liebroc Rear Facing Seats |  Freshwater Sink with 20 Gallon Freshwater Tank |  45 Gallon Livewell |





CONTACTS

Shestakov Yacht Sales is a brokerage company specializing in the sale and service of yachts worldwide. The company offers services for buying and selling both new and used motor yachts, sailing vessels, and luxury superyachts. They also provide yacht registration, insurance, technical maintenance, crew selection, and charter organization services across the U.S., Canada, Latin America, the Caribbean, and the Bahamas.

The founder and lead broker of the company is Andrey Shestakov, a licensed and certified expert with extensive experience in marine engineering and shipbuilding.

The company has an extensive network of partnerships with major yacht manufacturers worldwide and provides services in multiple languages, including Russian, Ukrainian, Spanish, and English. The office is in Dania Beach, Florida, USA.

For more information and to view available yachts, you can visit the company's official website: <https://shestakovyachtsales.com>

Contact details

Phone: +1(954)274-4435

Email: andrey@shestakovyachtsales.com

Address



1380 Weeping Willow Way, Hollywood,
Florida 33019