

## NAAV - PERSHING



**Builder:** [PERSHING](#)

**LOA:** 109' 0" (33.22 m)

**Year Built:** 2018

**Beam:** 22' 0" (6.71 m)

**Model:** 108

**Max Draft:** 19' 8" (6 m)

**Price:** \$5,950,000 USD Subject to change.

**Cruising Speed:** 38 Knots (43.73 MPH)

[See full listing on our website](#)

**Location:** Miami Beach, United States

**Max Speed:** 42 Knots (48.33 MPH)

# TABLE OF CONTENTS

**OVERVIEW ..... 3**

**SPECIFICATIONS ..... 4**

    Basic Information ..... 4

    Dimensions ..... 4

    Speed, Capacities and Weight ..... 4

    Accommodations ..... 5

    Hull and Deck Information ..... 5

    Engine Information ..... 5

**GALLERY ..... 6**

**DETAILED DESCRIPTION ..... 21**

**CONTACTS ..... 37**

## OVERVIEW

---

This exquisite 2018 Pershing 108 represents the finest example of its model currently offered, a vessel that unites bold performance with refined luxury. Propelled by a trio of MTU M96L engines producing nearly 8,000 HP and paired with triple Top System Surface Drives, she cruises with authority and can exceed speeds of 40 knots. Exceptionally rare, she is one of only two hulls featuring the distinctive three-cabin arrangement with a lower salon/media room, a layout that elevates onboard living and entertainment. Both interior and exterior are richly appointed with numerous bespoke furnishings and sumptuous detailing, while twin Seakeeper NG16 stabilizers deliver outstanding comfort underway. For buyers seeking a Pershing that marries exhilarating performance with elegant finishes, this 108 is an exceptional choice.

---

# SPECIFICATIONS

---

## Basic Information

---

**Category:**  
Motor yachts

**Year Built:**  
2018

**Sub category:**  
Cruisers

**Country:**  
United States

**Model Year:**  
2018

## Dimensions

---

**LOA:**  
109' 0" (33.22 m)

**Max Draft:**  
19' 8" (6 m)

**Beam:**  
22' 0" (6.71 m)

## Speed, Capacities and Weight

---

**Cruise Speed:**  
38 Knots (43.73 MPH)

**Water Capacity:**  
528 Gallons

**Max Speed:**  
42 Knots (48.33 MPH)

**Fuel Capacity:**  
3170 Gallons

## Accommodations

---

**Total Heads:**

5

**Crew Berths:**

5

**Crew Cabin:**

3

## Hull and Deck Information

---

**Hull Material:**

Fiberglass and Plastic Yachts

**Hull Designer:**

N/A

**Deck Material:**

Fiberglass

**Interior Designer:**

N/A

**Hull Configuration:**

Deep Vee

## Engine Information

---

**Engines:**

3

**Engine Type:**

Inboard

**Manufacturer:**

MTU

**Fuel Type:**

Diesel

# GALLERY

































---

# DETAILED DESCRIPTION

---

## Standard Equipment on the Upper Sun Deck

---

The upper sun deck of this yacht is a haven of luxury and functionality, designed to elevate every moment aboard with thoughtful amenities and meticulous finishes, featuring a well-appointed bar area complete with bar furniture, a fridge, a barbecue, a sink, and a dustbin to meet all entertaining needs, a comfortable chaise lounge ideal for sunbathing, and boxes each fitted with double 120V internal sockets for convenient power access; safety and convenience are addressed with an EPIRB and a gate for the stair, while a GRP sofa with backrests upholstered in durable vinyl fabric and a hand shower with a hose reel provide both comfort and practicality, and atmospheric deck lighting accompanies four strategically placed loudspeakers for quality sound throughout, two side lockers for ample storage, a sturdy stainless steel handrail of 40mm diameter for secure movement, a sun pad upholstered in vinyl fabric for relaxation, elegant and durable teak decking underfoot, and a VHF transceiver to ensure seamless communication, all combining to make the upper sun deck a perfect synthesis of luxury, safety, and functionality for relaxation and entertainment.

## Antennas area

---

The antennas area of this yacht is a sophisticated hub of advanced communication and navigation technology, centered on an open array radar antenna that delivers comprehensive radar coverage for safe navigation, supported by two domes housing essential equipment and two GPS antennas to ensure precise positioning; a GRP radar arch provides sturdy support for radar, antennas, and signals, while a GSM antenna maintains mobile connectivity and a SAT TV antenna with a sixty-five centimeter diameter dome

supplies satellite television alongside a separate TV antenna for terrestrial reception, all mounted on a stainless steel signal mast finished in sleek black paint that unites the components with style, complemented by two VHF antennas for reliable radio communication and a wind detector that feeds vital environmental data, together demonstrating the yacht's commitment to cutting-edge technology and seamless connectivity.

## **Main deck cockpit with outside aft dinette**

---

The main deck cockpit with its outside aft dinette is an elegant and functional outdoor living area crafted for alfresco dining and effortless comfort, providing direct access to the day head and furnished with five refined chairs encircling a teak table mounted on a sturdy steel base to create an inviting dining setting, while the GRP ceiling with integrated lights and two loudspeakers enhances ambiance, two waterproof cameras add security, and central GRP furniture complements the design; on the starboard side GRP cabinetry houses a sink, an eighty-five-liter fridge, and an ice maker to keep refreshments at hand, and seating is generous with a sofa whose seats and backrests are upholstered in durable vinyl fabric alongside a vinyl-upholstered sun pad complete with a handrail, all set upon elegant and resilient teak flooring that makes this cockpit both beautiful and eminently practical for life at sea.

## **Access to crew quarters and engine room through GRP ladder**

---

The access to the crew quarters and engine room is thoughtfully configured for practicality and robust use, reached via a GRP ladder that provides a durable and reliable means of entry, with GRP furniture on the port side that enhances aesthetics while offering practical storage solutions so the crew can perform duties efficiently within an integrated design that underscores durability and

quality.

## Access to sun deck

---

The access to the sun deck is conceived with elegance and functionality, featuring external GRP stairs whose teak-finished steps provide a refined and durable ascent, while a GRP access door secures the entrance with both stylistic harmony and privacy, ensuring an effortless and stylish transition to this sunlit outdoor space for enjoying open sea vistas.

## Access to bathing platform

---

The access to the bathing platform is designed for effortless connection to the water and guest convenience, with GRP stairs and teak steps on the port side leading to the platform equipped with a fresh water mixer tap and shower for rinsing after a swim, a shore water plug for external supply, and a stainless steel gate securing entry to the cockpit, plus an integrated water loading dock; the starboard side mirrors this arrangement with GRP stairs, teak steps, and a stainless steel gate, while the Glendinning electric shore connection rated at 100A at 400V with three poles and ground and a 20-meter shore plug ensures reliable power, all complemented by a telescopic hydraulic hideaway gangway operable by remote control for sophistication and ease; the platform features a teak floor, a hydraulic hideaway swim ladder for water access, four stainless steel mooring cleats at the stern for secure docking, and underwater lighting that enhances both ambiance and safety for evening swims and waterfront enjoyment.

## Aft garage

---

The aft garage is a refined engineering space offering secure and efficient

storage and deployment of watercraft, fitted with a robust door and a hydraulic tailgate kit for smooth access and operation of the tender retrieval system, illuminated by waterproof fixed explosion-proof neon lights for safety and visibility, and housing the Tender Williams 5.05 Diesel Jet as the central watercraft to enhance the yacht's versatility and exploration capabilities.

## Aft mooring station

---

The aft mooring station is engineered for secure and efficient docking with two powerful 2500W electric capstans operated by foot controls to handle mooring lines effortlessly, stainless steel fairleads with rolls to ensure smooth line management, and stainless steel hawse ports on both port and starboard sides complemented by four stainless steel mooring cleats for stable mooring; the anchoring arrangement includes access to a bow locker through a hatch and additional stainless steel fairleads, two galvanized POOL TW-style anchors each weighing 105kg with galvanized chains of 165 meters and 100 meters in length and 13mm thickness, and two 2700W windlasses with waterproof control pads, together with stainless steel fairleads ensuring robust support for all mooring operations and reflecting a commitment to safety, efficiency, and ease of use.

## Bow garage

---

The bow garage combines practical storage and relaxed comfort, accessed through a hatchway and secured by a garage door, while above it a sun lounge pad at the bow with handrail and cushions offers an idyllic sunbathing spot; access via a natural wood stairway lends warmth to the area, and a waterproof fixed explosion-proof neon light provides reliable illumination and safety in all conditions, making the bow garage a thoughtful blend of secure storage and leisurely comfort.

## Side walkways

---

The side walkways are crafted for elegant and safe passage, lit by courtesy LED lights for nighttime navigation and featuring two electric pantograph side doors for convenient access, fuel filling caps positioned for straightforward refueling, and side lockers with secure closures for additional storage; stainless steel handrails along the superstructure and a robust stainless steel railing with stanchions and hooking points provide security, midship stainless steel retractable mooring cleats and a stainless steel rubrail offer protection and secure docking, while the distinctive Pershing 108 logo is elegantly inscribed in silicon on both sides and the wooden walkway covering contributes a warm, luxurious aesthetic that complements the yacht's high standards of quality, safety, and style.

## Outside forward dinette

---

The outside forward dinette is a luxurious, well-appointed space for relaxation and dining, equipped with an advanced audio system including an amplifier and loudspeakers for high-quality sound, courtesy LED lighting for an inviting atmosphere, and a hydraulic movement cover for protection and shade; seating includes a GRP seat at the bow and a GRP sofa with seats and backrests upholstered in durable vinyl fabric, accompanied by a hand shower with hose reel for post-swim rinses, while a hinged circular stainless steel and crystal glass hatchway with handle provides access, a GRP table with hydraulic piston offers adjustable height, and the area contains a day head with electric WC, a GRP door, lacquered ceiling, LED lighting with soft-touch switches, mirror, soap dish, teak flooring, emergency exit, fiberglass and wooden door, toilet roll holder, towel rack, Venetian blinds, and a washbasin with lacquered glass top and combined mixer tap, all delivering an exceptional blend of luxury and convenience.

## Helm station

---

The helm station is a sophisticated command center equipped with AIS Furuno for vital maritime information, an alarms and NAVIOP electric data unit for comprehensive system monitoring, aluminum panels with a carbon fiber finish for modern durability, an autopilot for precise course-keeping and a bow thruster joystick for fine maneuvering, a CCTV display with cyclic selector for constant surveillance, and a coastal internet system supporting GPRS and UMTS to maintain connectivity, together offering the captain an advanced, stylish, and fully integrated environment for seamless navigation and control.

## Wifi/ LAN

---

The Wifi/LAN suite integrates connectivity with navigation and comfort systems, centering on traditional instruments such as a compass alongside depth, speed, and wind indicators for real-time data, co-pilot seats upholstered in Poltrona Frau leather with double electric controls for personalized comfort, a digital bar angle indicator together with flaps and trims for precise performance adjustments, digitally controlled A/C panels for climate comfort, a Display Chart Plotter/Black Box Furuno 3D for detailed navigation, electric panels and electronic digital LCD engine controls for comprehensive system management, electronic engine levers, a leather-upholstered helm wheel and leather-clad instrument dashboard, GSM Tel/Fax telephone, VHF radios, a radiofrequency portable intercom, Navtex for maritime safety information, a fire detection panel, a synoptic system overview panel, sockets for 12V power, a surface propellers trim joystick and a tiller joystick for fine maneuvering, all delivering a seamless fusion of cutting-edge technology and luxurious ergonomics.

## Lower deck corridor

---

The lower deck corridor offers an elegant and functional passageway, featuring built-in wardrobes along the port bulkhead with shelves and an integrated audio-video rack, ceiling panels covered in vinyl fabric, courtesy LED lights and an LED ceiling with indirect lighting that create a warm ambiance controlled by soft touch switches, mirrors that enhance light and space, leather-upholstered panels with back LED lighting for a luxurious touch, wood-covered partitions, a structural GRP floor overlaid with moquette for a soft underfoot feel, and refined finishes throughout that ensure every transit through the vessel is comfortable and visually pleasing.

## Primary cabin

---

The primary cabin is a sanctuary of refined comfort and functionality, featuring a beauty unit on the port side in fine wood with a mirror, a Poltrona Frau chair, a frigo-bar and lamp, a desk with a pull-out shelf accompanied by a Poltrona Frau armchair and lamp, and digitally controlled air conditioning for perfect comfort; the centerpiece is a double bed in wood upholstered in Poltrona Frau leather with storage lockers beneath, flanked by two Poltrona Frau leather night tables with reading lights, complemented by built-in ceiling LED indirect lighting, vinyl-covered ceiling panels framed in lacquered wood, a premium Hi-Fi system with amplifier, a Dolby surround system with five plus one speakers, full A/V remote control and SAT/TV decoder, a LED TV mounted on a Poltrona Frau leather-upholstered panel, fixed side windows in tempered glass and three opening portholes in stainless steel and tempered glass for natural light, electric fabric curtains and blackout roller curtains for privacy, a cordless telephone, a safe, wooden interior doors with chrome stops and thumb-lock handles, a structural GRP floor covered in plush carpet, and wood-clad walls, all combining to create an exceptionally luxurious and private master retreat.

## Primary head

---

The primary head is appointed with elegance and full functionality, featuring a bidet and porcelain electric WC, a lacquered ceiling with indirect lighting, twin washbasins each with combined faucets for washbasin and bidet, wood furniture topped with colored glass including doors and shelves, and a shower box with a crystal door, multifunction ceiling shower head and handset, and mosaic-finished walls, floor and seat; natural light is provided by fixed tempered glass side windows and an opening stainless steel and tempered glass porthole, interior wood doors with chrome stops and thumb-lock handles, wood-clad walls, a towel cabinet with glass door and internal shelves, six towel racks, multiple holders for soap, toothbrushes and toilet rolls, digitally controlled air conditioning, manual aluminum Venetian blinds, and a loudspeaker, all combining to offer a luxurious and highly practical bathroom environment.

## VIP cabin

---

The VIP cabin is a luxurious guest retreat with a high-end audio-video system featuring built-in loudspeakers, a subwoofer, a forty-inch LED TV and a TV/SAT decoder with full A/V remote control, ambient built-in LED ceiling indirect lighting, a wooden closet with clothes rack, internal lighting and mirror, a cabinet with drawers and a safe, a double bed with a Poltrona Frau leather headboard and storage lockers and drawers underneath, wood nightstands with leather tops and reading lights, a cordless telephone, digitally controlled air conditioning, electric fabric curtains and blackout roller blinds, an emergency exit to the upper deck via a circular hatchway with a hideaway ladder, wooden interior doors with chrome stops and thumb-lock handles, a structural GRP floor covered in plush carpet, wood-clad walls, a ceiling paneled and upholstered in vinyl fabric and lacquered wood, and an opening stainless

steel and tempered glass porthole with sliding blind, all crafting an exceptionally comfortable and private guest experience.

## VIP head

---

The VIP head combines luxury and practicality with an air conditioning outlet and extraction, built-in LED spotlights in a white lacquered finish, a bidet and electric WC, a glass-topped washbasin with combined faucets set in wood furniture with doors and shelves and a hanging locker with mirror, a shower box with crystal door and mosaic walls, floor and seat plus shower head and handset, manual aluminum Venetian blinds, a mirror and an opening stainless steel and tempered glass porthole, soap dish, toilet roll holder, toothbrush holder, two towel racks, wooden interior doors with chrome stops and thumb-lock handles, wood-covered walls and wood flooring, all providing a refined and fully equipped guest bathroom.

## Port double guest cabin

---

The port double guest cabin offers refined comfort and entertainment with a built-in audio-video system including loudspeakers, a thirty-two-inch LED TV, a mini Hi-Fi CD/DVD player and a TV/SAT decoder, ceiling panels covered in vinyl fabric framed in lacquered wood and LED ceiling indirect lighting for atmosphere, digitally controlled air conditioning, electric fabric curtains and blackout roller curtains for privacy, twin beds convertible to a double crafted from wood and upholstered in Poltrona Frau leather with drawers underneath and a leather bed head border, wood nightstands with leather tops, wall lights and a mirror on the aft bulkhead, an intercom cordless system, wooden interior doors with chrome stops and thumb-lock handles, a structural GRP floor covered with plush carpet, wood-clad walls, an opening stainless steel and tempered glass porthole, a wooden wardrobe with clothes rail and

internal light, and a TV panel upholstered in Poltrona Frau leather, all creating a welcoming and luxurious guest cabin.

## Starboard guest head

---

The starboard guest head is designed with comfort and refinement, featuring an air conditioning outlet and extraction, built-in LED spotlights in a white lacquered finish, an electric WC and a washbasin with combined faucets set in wood furniture topped with glass with doors and shelves, a wooden closet with shelves near the WC, glass shelves, manual aluminum Venetian blinds, a mirror, an opening stainless steel and tempered glass porthole for natural light, a toilet roll holder, toothbrush holder, two towel racks, wooden interior doors with chrome stops and thumb-lock handles, wood-clad walls and wood flooring, all of which combine to deliver a well-appointed and elegant guest bathroom.

## Port guest head

---

The port guest head presents modern convenience and elegant design with an air conditioning outlet and extraction, built-in LED spotlights in a white lacquered ceiling, an electric WC and a washbasin with combined faucets for washbasin and bidet, wood furniture topped with glass featuring doors and shelves, two wooden hanging lockers for extra storage, a shower box with a crystal door, mosaic walls and floor and a shower head with handset, manual aluminum Venetian blinds, a mirror, an opening stainless steel and tempered glass porthole, a soap dish, toothbrush holder, towel rack and WC brush holder, wooden interior doors with chrome stops and thumb-lock handles, wood-clad walls and wooden flooring, creating a luxurious and fully equipped guest bathroom.

## Galley

---

The galley is a modern, well-equipped culinary workspace with direct access to the crew quarters to facilitate service, illuminated by built-in ceiling LED lights and under-shelf spotlights, centered on a ceramic glass hob with four burners and an electric vented oven with tempered glass and stainless steel door, supplemented by a microwave and an extractor fan with an external outlet, a dishwasher capable of servicing twelve people, a side-by-side fridge, a stainless steel washbasin with mixer tap, an acrylic stone galley top for durable work surfaces, ample storage including a hanging locker, internal shelves and an under-top unit with glass-opening doors, a structural fiberglass floor coated with vinyl material for durability, a lacquered ceiling and soft touch light switches, all combining to support both casual and gourmet cooking aboard.

## Crew dinette

---

The crew dinette is a practical and comfortable area with direct access to the engine room and staircase access to the salon, featuring an audio-video system with built-in loudspeakers, a twenty-four-inch LED TV and a mini Hi-Fi system, built-in ceiling LED lights, a SAT TV decoder and a touch-screen display for cameras, a folding table with a gas piston, sofa and pouf upholstered in durable vinyl fabric, vinyl-upholstered walls, lacquered hanging lockers with doors and internal shelves for storage, an intercom and VHF transceiver for communication, an integrated monitoring system for alarms and electricals, vinyl-covered flooring, laundry amenities including a washing machine and dryer, ivory lacquered interior doors and frames with chrome door stops and thumb-lock handles, all providing the crew with a well-equipped and comfortable living and dining environment.

## Captains quarters

---

The captain's quarters are a private, functional sanctuary with a twenty-four-inch LED TV, two loudspeakers, a mini Hi-Fi CD/DVD player, built-in ceiling spotlight and vinyl-upholstered ceiling panels, ample storage with cupboards, lacquered lockers and a clothes rack with internal lighting, digitally controlled air conditioning, an ivory lacquered door with chrome stop and thumb-lock handle, a phone intercom and an opening stainless steel and tempered glass porthole for natural light and ventilation, while the captain's head features a porcelain electric WC, a lacquered washbasin unit with opening doors, a shower box with a pole, teak floor and plexiglass door, and practical accessories including a soap dish, toilet brush holder, toilet roll holder and towel rack, all finished with laminated walls, a lacquered ceiling, a vinyl-covered floor and wooden hanging lockers with mirrors and shelves to ensure a comfortable and efficient private living space.

## Crew quarters

---

The crew quarters are designed to provide a comfortable and functional living environment, with the bow-side double crew cabin featuring built-in ceiling spotlights, digitally controlled air conditioning, ivory lacquered interior doors and frames with chrome stops and thumb-lock handles, a lacquered-door locker with clothes rack and internal lighting, two loudspeakers, a lower single bed with drawers and an upper single bed complete with mattresses, pillows and bedcovers, vinyl-upholstered walls and paneled ceiling, a manual aluminum Venetian blind, a mini Hi-Fi CD player and reading lights, plus an opening stainless steel and tempered glass porthole; the stern-side double cabin mirrors these amenities and adds a safe and chest of drawers to the lower single bed, with a structural GRP floor covered in carpet, while the crew head includes a built-in ceiling spotlight, porcelain electric WC, lacquered

washbasin unit, shower box with hand shower and plexiglass door, and practical accessories such as a soap dish, toilet brush holder, toilet roll holder and towel rack, all finished with laminated walls, lacquered ceiling, vinyl flooring and wooden hanging lockers to ensure a well-equipped and comfortable crew environment.

## Control room

---

The control room is a critical operational hub accessible from the engine room and the cockpit, secured by a certified waterproof door and furnished with an intercom telephone for constant communication, a waterproof camera interfaced with the helm station for real-time visual monitoring, and illumination from three waterproof fixed explosion-proof neon lights, together providing a secure, well-monitored environment for managing the yacht's systems.

## Engine room

---

The engine room is engineered for optimal performance and safety, accessible from the galley and cockpit through a certified waterproof door, equipped with air intakes featuring a condensation removal system, and housing three MTU 16V diesel engines each delivering 2638 mhp with gear box flanges and surface propeller flanges, supported by engine exhaust mufflers and stainless steel exhaust raisers, hydraulic oil heat exchangers and hydraulic units for gangway, garage door, aft door and swim ladder functions, two thirty-three kilowatt at 50Hz power generators enclosed in soundproof housings, an electric extractor system, thermal acoustic insulation, an aluminum non-skid floor, a water maker producing 180 liters per hour, monitoring via two waterproof cameras interfaced with the helm station, and illumination from four waterproof fixed explosion-proof neon lights, collectively reflecting advanced engineering and

operational excellence.

## Propulsions and maneuvering equipment

---

The propulsion and maneuvering suite is engineered for superior performance and precise handling, anchored by three nickel-aluminum-bronze alloy six-blade propellers designed for optimal thrust and efficiency, a hydraulic bow thruster for enhanced maneuverability during docking, hydraulic flaps and a hydraulic steering system to improve stability and control, and a surface drive system with trim for high-speed cruising with reduced drag and improved fuel economy, collectively representing cutting-edge maritime engineering.

## Systems

---

The yacht's systems are comprehensively designed to ensure uninterrupted operation and comfort, with a fresh water system featuring a fifty-liter boiler for crew bathrooms and two eighty-liter boilers for guest cabins, fresh water outlets in the engine room, fore peak and garage supported by two fresh water pumps and a level sensor, and a structural GRP tank holding 2000 liters linked to a main fresh water intake; the sea water system includes a by-pass valve for emergency bilge discharge from engines and dynamic sea water intake, a fire extinguishing and chain wash e/pump, fire hose and a sea water basket filter servicing engines, generators, A/C pumps, services and the fire system, with sea water outlets for firefighting and chain washing located in the forward locker and both static and dynamic sea water intakes; the grey water system comprises e/pumps for A/C condensation, auxiliary tank and main tank discharges with a GRP auxiliary tank and a structural GRP main tank of 750 liters monitored by a level sensor; the black water system features a diverter for the Marpol flange, an e/pump for tank discharge and a structural GRP tank of 750 liters with level monitoring; the fire extinguishing system includes a

delay bottle for air intake closure and alarm siren activation, remote control for emergency engine shutdown, activation of the fire fighting system and alarm, a fixed FM200 extinguishing system in the engine room, a manual powder extinguisher in the engine room and manual powder extinguishers in each room; the air conditioning system is digitally controlled in all cabins and the upper saloon with a tropic air conditioning system for optimal climate control; the electrical system includes automatic battery chargers for emergency batteries, engines and services, battery chargers for generators and radio equipment, bonding plates, double 120V internal sockets, an earthing system and electric panels for distribution supported by emergency equipment batteries, engine starter batteries and a shore power transformer with a CABLE MASTER Glendenning 100A; the fuel system features an electronic fuel level remote indicator, fuel pre-cleaners for engines and generators, a fuel sight gauge and a manual fuel discharge/load drainage pump with a structural GRP tank holding 12,000 liters; and the bilge system comprises automatic and manual immersion e/pumps with level sensors in each compartment, an e/pump with a valve system for separated or joint bilge or fire extinguishing centralized suction, and an emergency engine room bilge discharge through the engine intake suction, all combining to ensure the yacht operates smoothly, safely and efficiently.

## Equipment

---

The equipment inventory is curated for safety, comfort and practicality, including two branded bags for personal items, a complete set of bed sheets, black mooring lines of 30mm diameter comprising four twenty-five-meter lines and one fifty-meter line for secure docking, two floating luminous buoys and sixteen life jackets, a life saver with a floating line, four rigid self-inflating life rafts each rated for eight people, canvas covers for the windshield, a set of Pershing towels with eight bath towels, ten spherical fenders with covers and

lines each six hundred and ten millimeters in diameter, two telescopic boat hooks, and a weather station with clock, barometer and thermometer, together presenting a comprehensive outfit of safety, protection and comfort for all aboard.

# CONTACTS

---

Shestakov Yacht Sales is a brokerage company specializing in the sale and service of yachts worldwide. The company offers services for buying and selling both new and used motor yachts, sailing vessels, and luxury superyachts. They also provide yacht registration, insurance, technical maintenance, crew selection, and charter organization services across the U.S., Canada, Latin America, the Caribbean, and the Bahamas.

The founder and lead broker of the company is Andrey Shestakov, a licensed and certified expert with extensive experience in marine engineering and shipbuilding.

The company has an extensive network of partnerships with major yacht manufacturers worldwide and provides services in multiple languages, including Russian, Ukrainian, Spanish, and English. The office is in Dania Beach, Florida, USA.

For more information and to view available yachts, you can visit the company's official website: <https://shestakovyachtsales.com>

## Contact details

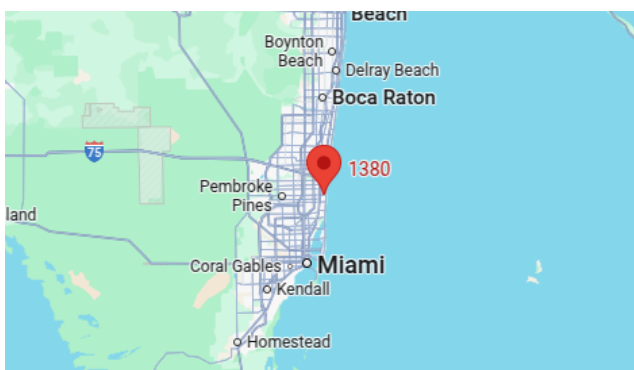
---

**Phone:** +1(954)274-4435

**Email:** [andrey@shestakovyachtsales.com](mailto:andrey@shestakovyachtsales.com)

## Address

---



1380 Weeping Willow Way, Hollywood,  
Florida 33019