

JOHNSON 110 FLYBRIDGE - JOHNSON



Builder: [Johnson](#)

LOA: 110' 0" (33.53 m)

Year Built: 2026

Beam: 23' 0" (7.19 m)

Model: RPH WON-DECK MASTER

Min Draft: 21' 4" (6.50 m)

Price: \$11,260,000 USD Subject to change.

Max Draft: 22' 8" (6.92 m)

[See full listing on our website](#)

Location: Kaohsiung, Taiwan

Cruising Speed: 19 Knots (21.86 MPH)

Max Speed: 22 Knots (25.32 MPH)

TABLE OF CONTENTS

OVERVIEW	3
SPECIFICATIONS	5
Basic Information	5
Dimensions	5
Speed, Capacities and Weight	5
Accommodations	6
Hull and Deck Information	6
Engine Information	6
GALLERY	7
DETAILED DESCRIPTION	12
CONTACTS	29

OVERVIEW

Introducing the 2026 Luxury Yacht: A Masterpiece of Elegance and Performance

Step aboard the epitome of nautical sophistication with the 2026 luxury yacht, a stunning creation that seamlessly blends cutting-edge design with unparalleled comfort. Crafted by the renowned Dixon Yacht Design and brought to life by Johnson Yachts, this vessel is a testament to the art of yacht building, offering an exquisite escape on the open seas.

A Vision of Grandeur

With a commanding length of 110 feet and a generous beam of 23 feet, this yacht exudes a presence that is both majestic and inviting. Its sleek, semi-displacement hull, constructed from a robust combination of fiberglass and plastic, ensures a smooth and stable journey, whether you're cruising at a leisurely 19 knots or reaching a thrilling maximum speed of 22 knots. The yacht's elegant lines and sophisticated profile are sure to turn heads in any marina.

Luxurious Interiors

Step inside to discover a world of opulence and comfort. The interior, meticulously designed by Johnson Yachts, offers a harmonious blend of modern aesthetics and timeless elegance. With seven lavishly appointed heads and spacious accommodations, this yacht is perfect for hosting family and friends in style. The two crew cabins, accommodating up to three crew members, ensure that your every need is catered to with the utmost professionalism.

Unmatched Performance

Powered by twin CAT inboard engines, this yacht delivers a performance that is as impressive as its design. The diesel engines provide both power and

efficiency, allowing you to explore distant horizons with confidence. With a fuel capacity of 4,000 gallons, your adventures are limited only by your imagination.

Exceptional Amenities

Designed for those who appreciate the finer things in life, this yacht boasts a range of amenities that elevate your experience on the water. The expansive deck, crafted from durable fiberglass, offers ample space for relaxation and entertainment. Whether you're enjoying a sunset cocktail or a gourmet meal prepared in the state-of-the-art galley, every moment on board is a celebration of luxury.

Your Gateway to Adventure

Currently located in NA, this yacht is a rare opportunity for discerning buyers seeking the ultimate in maritime luxury. As a yacht for sale, it represents a unique chance to own a vessel that embodies both style and substance. Whether you're looking to buy a yacht for personal enjoyment or as an investment, this masterpiece promises to deliver unforgettable experiences.

Explore the Possibilities

Don't miss the chance to make this extraordinary yacht your own. With its impeccable design, superior performance, and luxurious amenities, it stands as a beacon of excellence in yacht sales. Contact us today to learn more about this exceptional yacht for sale and embark on a journey of a lifetime. Your dream yacht awaits, ready to transport you to a world of elegance and adventure.

SPECIFICATIONS

Basic Information

Category:
Motor yachts

Year Built:
2026

Model Year:
2026

Country:
Taiwan

Dimensions

LOA:
110' 0" (33.53 m)

Beam:
23' 0" (7.19 m)

Min Draft:
21' 4" (6.50 m)

Max Draft:
22' 8" (6.92 m)

Speed, Capacities and Weight

Cruise Speed:
19 Knots (21.86 MPH)

Water Capacity:
634 Gallons

Max Speed:
22 Knots (25.32 MPH)

Fuel Capacity:
4000 Gallons

Gross Tonnage:
105 Pounds

Accommodations

Total Heads:

7

Crew Berths:

3

Crew Cabin:

2

Hull and Deck Information

Hull Material:

Fiberglass and Plastic Yachts

Hull Designer:

Dixon Yacht Design

Deck Material:

Fiberglass

Interior Designer:

Johnson Yachts

Hull Configuration:

Semi-Displacement

Engine Information

Engines:

2

Engine Type:

Inboard


Manufacturer:

CAT

Fuel Type:

Diesel

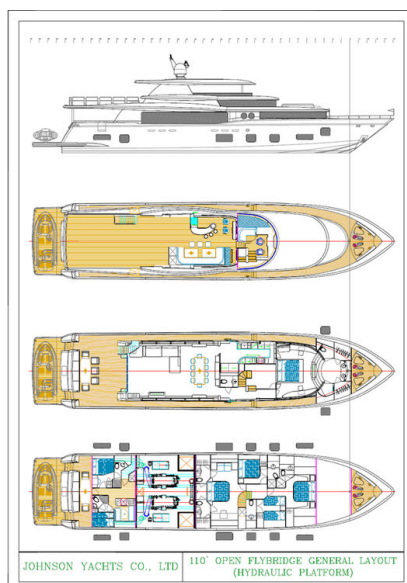
GALLERY











DETAILED DESCRIPTION

I. Hull & Deck

The yacht's hull and deck are a testament to both luxury and functionality, starting with the main deck, which is adorned with 14mm teak, providing a classic and elegant finish. The high bulwark is equipped with flush-mounted LED deck lights, enhancing visibility and safety, while two rear bulwark side doors offer convenient boarding access with a boarding gate on each side. Anchoring is made effortless with stainless steel integral rollers and a chain stopper designed for dual anchor chains. The yacht features two vertical electric anchor winches, specifically the Maxwell VWC6000C/HYD model, which are vertical hydraulic windlasses with dual direction capabilities. These chromed, matched pairs come with a chain wheel C1=3182/016 (1/2"HT) and are complemented by two AA560 rope/chain counters with remote control, a band brake, a chain roller stopper tensioner, and a handheld remote control. For mooring, the aft deck is equipped with two sets of Maxwell VC2200W/D vertical electric capstans. These wide drum, single direction capstans operate on 24VDC and are chromed for durability. They include a foot switch with cover, an 80 amp breaker panel, and reversing solenoid packs. The yacht is anchored securely with two 250 lb stainless steel anchors, each paired with 300 feet of high tensile galvanized anchor chain, measuring 5/8" in diameter. A fresh water anchor chain wash down system ensures the chains remain clean and functional. Safety and aesthetics are prioritized with a heavy-duty stainless steel 3" oval handrail supported by 1 1/2" stanchions. The bow rail is adorned with stainless steel flagpoles, adding a touch of elegance. The yacht is equipped with heavy-duty 316# stainless steel twin cleats and fairleads with rollers, ensuring secure mooring.

The yacht's windows are crafted from black tempered safety glass, with the exception of five windows at the front of the pilot house. A stainless steel pneumatic saloon sliding door, complete with a button and safety sensor device, provides seamless access. Two pantograph side doors, located on the port and starboard sides of the deck house, offer additional entry points.

Stainless steel portholes, all fitted with blackout shields, and round port lights on the deck house ensure privacy and style. The swim platform is equipped with a built-in hot and cold water shower, featuring the SSI 48300000 stowaway shower unit in white.

The large teak inlay swim platform includes stairways leading to the aft deck, where an FRP "U" shape seating area with cushions and covers invites relaxation. The aft deck also boasts custom sliding high-low tables with compass inlays, adding a nautical touch.

Storage is ample with an FRP cabinet above the rudder in the lazarette. The yacht's hull is protected with anti-fouling bottom paint, utilizing Sea Hawk primer systems Tuff Stuff in grey or white, and Sea Hawk self-polishing copolymer antifouling Cukote in black or dark blue. A single boot stripe in black adds a sleek finish.

Safety and convenience are further enhanced with stainless steel handrails on the aft deck stairs, complete with two intermediate rails. LED flood lights at the end of the aft deck ceiling provide illumination, while exterior step lights, specifically the Imtra Kodiak blue LED S/S 24V, ensure safe passage.

The yacht's hull is fortified with a rub rail featuring a stainless steel cap on the lower aft hull sides, and a solid stainless steel rub rail around the hull/deck joint. Zinc anodes on the transom, shaft, and bow and stern thruster offer corrosion protection.

Fresh water wash down spigots are strategically placed on the bow and aft deck, utilizing Scandvik 10187 stainless steel fittings. An aft deck refrigerator, the U-Line WH95TP-20, operates on 110V/60Hz, providing convenient access to

refreshments.

For additional cleaning needs, a deck washdown system with salt water is available, powered by a Flojet 4325-343L water pump, complete with a nozzle. The hydraulic swimming platform, either the Besenzoni PL850 or an equivalent, boasts a lifting capacity of 1873 lbs, ensuring easy water access. The yacht is equipped with a ladder, side rails, and sun pads on the master coach roof, enhancing comfort and accessibility. Water fill deck fittings and diesel fill deck fittings are strategically placed, with one water fill fitting and four diesel fill fittings, ensuring efficient refueling and water replenishment.

II. Flybridge

The flybridge of this yacht is a masterclass in design and functionality, offering a luxurious space for both navigation and relaxation. The main deck is elegantly finished with 14mm teak, providing a warm and inviting atmosphere. The flybridge is crowned with a fiberglass radar arch, mast, and wings, enhancing both its aesthetic appeal and functionality.

Central to the flybridge are two manual high-low teak tables, each featuring a compass inlay, perfect for alfresco dining or casual gatherings. Access from the aft deck is via a teak tread stairway, complete with handrails and LED step lights, ensuring safe and stylish passage.

The yacht is equipped with a Buell stainless steel air horn system, comprising a 24V tank-mounted compressor and three Strombos air horns of varying sizes (12", 15", and 18"), ensuring you are heard when necessary. A custom walk-behind wet bar is a highlight, featuring a U-Line CO29BTP-20 refrigerator/icemaker, a Grohe faucet, a sink, three bar stools, and a granite top, making it an ideal spot for entertaining.

Seating is ample with an FRP settee that includes removable cushions, storage below, and a cover for protection. A stainless steel flag staff is positioned at the

rear of the flybridge, adding a touch of elegance. The helm station is equipped with two Airtex helm seats on the port side, ensuring comfort and control.

For culinary enthusiasts, a high-quality Aritex stainless steel gas BBQ is available, perfect for outdoor cooking. A stainless steel hatch on the flybridge deck step opening provides additional access and ventilation. Oversized drains with strainers are strategically placed at each corner of the flybridge deck, featuring internal overboard drains to manage water efficiently.

Safety is paramount with custom liferaft brackets on the outboard, ready for owner-supplied liferafts. A dual-station searchlight, the ACR RCL-100 24V, ensures visibility in low-light conditions. Navigation is state-of-the-art, with a choice between Garmin and Raymarine systems. The Garmin option includes two GPSMAP® 8215 fully-integrated multi-touch MFDs, a GMI 20 marine instrument display, a GMR™ 404 xHD open array radar with a 4kW pedestal, a Garmin VHF 200 marine radio, a Garmin AIS 600 Class B transceiver, a GHP™ 20 marine autopilot system with SmartPump, and a Garmin GSD 24 marine network sounder 2kW. Alternatively, the Raymarine system offers two A125 multifunctional displays with Wi-Fi, an I70 multifunction color display, a 48" HD color open array with a 4kW pedestal, a Ray218E VHF radio, an AIS 650 Class B transceiver, an Evolution autopilot with P70R control head and ACU-400 actuator control unit, and a CP100 DownVision fishfinder.

The flybridge also features a stabilizer control and monitoring display, as well as a bow and stern thruster control panel for precise maneuvering. A CCTV system with an 8-channel network DVR and five cameras provides comprehensive surveillance, with two cameras in the engine room, two on the aft deck, and one on the foredeck facing the winch.

Additional navigational aids include a rudder indicator, a Danforth 5" magnetic compass, and a Headhunter TS-3000 series fuel gauge. An acrylic deflecting windscreen offers protection from the elements, while a Fusion stereo system with MS-AV700i DVD/receiver, four MS-CL602 6" marine ceiling mount

speakers, and an MS-BT200 Bluetooth adapter module for Sirius port ensures high-quality audio entertainment.

For visual entertainment, a drop-down TV cabinet with a 32" LCD TV and Apple TV is included. Low-level courtesy LED lights (24V) provide ambient lighting, while international navigation lights and a controller, all LED, ensure compliance and visibility. The Aqua-Signal set includes a masthead light, starboard light, port light, stern light, and all-round light, all operating at 24V. The flybridge is finished with stainless steel side and aft bridge rails, a stainless steel grab rail around the bar unit, and indirect LED lighting under the wet bar and seating. Overhead LED lights and an interlocking headliner complete the sophisticated and functional design of this exceptional flybridge.

III. Engine Propulsion & Steering System

The yacht's engine propulsion and steering system are designed for optimal performance and reliability. At the heart of this system are two powerful CAT C-32 ACERT engines, each delivering 1925 horsepower, paired with ZF2070A marine gearboxes featuring a gear ratio of 2.467:1. These engines are mounted on Soundown engine mounts, which significantly reduce vibration, ensuring a smoother and quieter ride.

The CAT electronic engine control system provides precise control, including a remote station control and a backup system. There is a fixed control station on the flybridge and a remote control station on the port side of the aft deck, offering flexibility and convenience in navigation.

Fuel filtration is handled by Racor filters, with the engine fuel filters being the Racor 75/1000MAX2 models, each equipped with an alarm, and the generator fuel filters being the Racor 75/500MAX2 models, also with alarms. The yacht is equipped with high-strength stainless steel shafts, specifically the Aquatech 22 with a diameter of 4 inches, and high-performance 5-blade propellers from

Hung Shen, made of Nibral, ensuring efficient propulsion.

The propulsion system is further supported by main and intermediate bronze shaft struts with backing plates, and the shaft and rudder packing glands are fitted with maintenance-free Tide Strong seals. The Tides Marine rudder seal has a diameter of 3-1/2 inches, while the shaft seal is 4 inches in diameter.

Steering is managed by a Hynautic power steering system with PTO on both engines, featuring a PSC-2252-21-2 dual station with a cooling water flow detector. Sea water strainers are installed for the engine, generators, air conditioning, and water maker, ensuring clean and efficient operation. All underwater fittings are equipped with sea cocks for added safety.

In case of emergencies, a stainless steel emergency tiller is available, and the yacht is equipped with stainless steel rudders with a diameter of 3-1/2 inches. The vessel also features heavy-duty stainless steel wipers with variable speed controls and a screen washer system, specifically the Exalto 24V models, ensuring clear visibility in all weather conditions.

For enhanced maneuverability, the yacht is fitted with hydraulic bow and stern thrusters, integrated into a central hydraulic system. Stability at rest is provided by an advanced stabilizer system, ensuring comfort even when the yacht is stationary.

The steering wheels, located at both the pilot house and flybridge, are crafted from stainless steel and measure 22 inches in diameter, providing precise control. The yacht also features an underwater exhaust system with a bypass, contributing to a quieter and more efficient operation.

IV. Engine Room & Equipment

The engine room of this yacht is meticulously designed to ensure both functionality and safety, offering a spacious and well-planned environment with removable Nida-Core deck plates for easy access and maintenance. The

sound insulation materials, designed by Van Cappellen Consultancy, provide a quiet and comfortable experience by minimizing engine noise.

A watertight bulkhead extends up to the entrance door, enhancing the safety of the engine room. Full-length stainless steel grab rails on each side of the engine offer additional security and support. The engine room is well-lit with both AC LED lights and DC LED dome lights, ensuring visibility in all conditions.

Ventilation is optimized with a Delta "T" blower system, featuring a 600-P/T4 control system with adjustable speed drive and a color touch screen. This system includes two sets of 21-inch intake fans with dampers and two sets of 15-inch exhaust fans with dampers, ensuring efficient air circulation and moisture elimination.

Safety is paramount with an automatic fire extinguishing system, the Sea-Fire FM-200 24V, which includes automatic engine and ventilation shutdown. The Sea-Fire fire detection and monitoring system is installed throughout the yacht, providing comprehensive protection. An engine alarm system alerts for low oil pressure and high water temperature, ensuring timely maintenance.

The yacht is equipped with a high-volume AC fresh water pressure pump and a DC pump for backup, specifically the Headhunter XR-124 12-24VDC and the Headhunter M5-230 MACH 5 230VAC models. Chilled water air conditioning units are located in the engine room, featuring the Cruisair system with SMXHT digital control air compressors, providing a total of 72,000 BTU across three units. The air handlers are strategically placed throughout the yacht, ensuring optimal climate control in all areas, from the saloon to the crew cabins.

Fuel storage is ample with aluminum and FRP fuel tanks, equipped with Headhunter fuel gauges. The yacht features two 723-gallon aluminum fuel tanks, one 1,180-gallon FRP fuel tank, and one 1,355-gallon FRP fuel tank. An oil change pump system, the Reverso OP-704 24V, facilitates maintenance for engines, generators, and clutches.

Access to the engine room is through a heavy-duty door with a viewing

window, allowing for easy monitoring. A manual bilge pump, the Henderson MK5 Universal Mount Pump, provides additional safety. Fuel transfer is managed by a Tuthill fuel transfer pump with a mechanical flow meter, ensuring efficient fuel management.

The engine exhaust is protected by a stainless steel cover, and a fresh-water hose is available for filling the engine, generator, and expansion tank. The engine room is equipped with a basin, a Scandvik 10477 compact mixer tap, and a Rule 98 800GHP 24V shower drain for convenience.

A Sea Recovery water maker, capable of producing 1400 gallons per day, includes a complete prefilter, oil/water separator, and carbon filter, with automatic fresh water rinsing. For added functionality, two work benches are installed over the engine, providing a practical space for maintenance and repairs.

V. Electrical System

The electrical system of this yacht is designed to provide reliable and efficient power management, whether at sea or docked. The system operates on a 110/220 volt electrical supply, sourced from either the onboard generator or shore power. Shore power is accessed through a Glendinning Cable Master CM-8, which includes a 100 amp, 24V system with 120-foot cables, and is controlled via a Glendinning radio remote control with two transmitters, ensuring ease of use and flexibility.

The yacht is equipped with a Mastervolt Mass Combi 24/4000-100 inverter, providing seamless power conversion and management. For ease of maintenance and troubleshooting, all wiring is color-coded for easy identification. Power generation is handled by two Onan marine diesel generators, each providing 38kW in a single phase at 60Hz, with options for 110V/220V. These generators come with standard equipment, including a control panel, sound shield, wet exhaust muffler, and gas/water separator,

ensuring quiet and efficient operation.

Battery management is robust, with a Dolphin 80 amp automatic battery charger for service batteries and a Protech 12V 30 amp charger for generator batteries. The system includes vapor-proof battery switches, specifically the BEP 701-MDO models, ensuring safety and reliability. The yacht utilizes 225 amp/hr gel cell sealed batteries for service, engines, and gensets, with Lifeline GPL-8DL batteries providing 255 amps for each application. All batteries are securely enclosed in fiberglass boxes with covers for added protection.

The main electric panel is comprehensive, featuring both AC and DC circuit breakers, along with 24 volt DC monitoring and main circuit breakers for efficient power distribution. AC volt duplex receptacles are strategically located throughout the yacht, including the engine room, and GFI protection is provided for required outlets using Vimar 16511.16B models.

The electrical system also includes an automatic isolation and boosting transformer, the Charles 93-ISOBOST 100 amp, ensuring stable power supply and protection against voltage fluctuations. Indirect LED lighting is thoughtfully integrated under valances in the saloon, staterooms, pilothouse, handrails, and galley, creating a warm and inviting ambiance.

To prevent electrolysis, a complete anti-electrolysis bonding system is installed, utilizing a 2-inch copper strap and hull anodes. For communication needs, a shore telephone inlet is available, featuring the Hubbell PH6594TV model, ensuring connectivity while docked. This comprehensive electrical system ensures that all power needs are met with efficiency and reliability, enhancing the overall experience on board.

VI. Plumbing System

The plumbing system of this yacht is meticulously designed to ensure efficiency, reliability, and ease of maintenance. At the core of the waste

management system are two holding tanks: a forward 150-gallon tank and an aft 50-gallon tank, both equipped with macerator pumps for efficient waste processing. The engine room houses a Headhunter TW-HMX-512 waste treatment system capable of processing 1200 gallons per day, ensuring environmentally friendly waste management.

For shower drainage, the yacht is equipped with three Rule 12 sump pumps, each operating at 24V and capable of moving 2000 gallons per hour. Bilge water management is handled by seven Rule 16A bilge pumps, each with a capacity of 3700 gallons per hour at 24V, ensuring the yacht remains dry and safe. The system is further enhanced by a series of float switches, with six low-level SureBail 382251 switches and nine high-level SureBail 382251 switches, providing comprehensive monitoring and control.

The fresh water system utilizes marine-grade lines for durability and safety. Hot water is supplied by two Torrid MV40S water heaters, each with a capacity of 40 gallons, operating at 120V and 1500W, and supported by a Grundfos UP10-16B5/ATLC hot water circulating pump, ensuring a steady supply of hot water throughout the yacht.

Water storage is ample, with 634-gallon stainless steel water tanks equipped with a Headhunter TS-3001B electric water gauge for accurate monitoring. Pressure storage is managed by two Headhunter AVF-4 tanks, each holding 4 gallons, and a Groco PST-1 tank with a 1-gallon capacity, ensuring consistent water pressure.

The yacht features a manifold for overboard discharges, minimizing the number of thru-hull fittings. This system is constructed from bronze and includes ball valves for reliable operation. A high water bilge alarm system monitors seven areas of the yacht, providing early warning of potential issues. For convenience, a dockside fresh water inlet is available, utilizing the Par Jabsco 44410-1001 model. The piping system is color-coded for easy identification, simplifying maintenance and troubleshooting. All thru-hull

fittings and intake valves are made of bronze, ensuring durability and resistance to corrosion.

Safety is enhanced with a 2HP AC fire pump, complete with an on-deck fire hose, ready to respond to emergencies. Bilge exhaust ventilation is provided by a Par 35740-0013 24V 3-inch flangemount blower, ensuring proper air circulation and safety in the bilge area. This comprehensive plumbing system ensures that all water-related needs are met with efficiency and reliability, enhancing the overall onboard experience.

VII. Interior Equipment

The interior of this yacht is a testament to luxury and thoughtful design, featuring high-quality fabric sofas that provide both comfort and elegance. Throughout the yacht, interlocking vinyl ceiling panels add a seamless and sophisticated touch. The door lock sets, crafted by Hafele-Sandra, ensure security and style in every room.

Lighting is a key feature, with the TGI lighting system installed throughout, offering chrome trim and a white color scheme that enhances the yacht's modern aesthetic. Italian switches and outlets by Vimar, with chrome trim, add a touch of European elegance. The yacht offers a choice of fabrics for bedding and curtains, allowing for personalized comfort and style.

An indirect lighting system, using Imtra LED rope lighting in warm white, is installed under sofas, beds, and curtain valances, creating a cozy and inviting atmosphere. Interior stairways are equipped with a safety light system, featuring Sea World 10435WW LED rope lighting, ensuring safe navigation throughout the yacht.

Each cabin is equipped with a cedar-lined hanging locker cabinet with LED lighting, providing ample storage and a touch of luxury. High-quality sound insulation in the walls between cabins ensures privacy and tranquility. A

central vacuum system by Nutone, with outlets throughout, simplifies cleaning and maintenance.

The saloon and master staterooms feature electric curtains for convenience and privacy. Chrome bathroom fixtures throughout the yacht add a sleek and modern touch, while frosted glass shower doors provide both style and privacy. Painted Soji screens in all staterooms in front of portholes add an element of traditional elegance.

The saloon is a hub of comfort and entertainment, featuring two custom-built upholstered sofas, interlocking vinyl ceiling panels, a high-polish stainless steel air door, a custom-designed dining table, ceiling soffit, and TV cabinet. A hanging closet and a Bose Lifestyle 535 Series III home theater system, along with a Samsung LCD 47" TV, Pioneer Blu-ray disc player, and Apple TV, complete the entertainment setup.

In the master cabin, luxury continues with interlocking vinyl ceiling panels, a king-size bed, a custom-designed headboard, and storage cabinets. Power curtains, a vanity light by Quick QB-Compass, a side sofa, and a cedar-lined closet enhance the space. Entertainment is provided by a Samsung LCD 47" TV, Pioneer Blu-ray disc player, Apple TV, and a Fusion stereo system with full iPod/iPhone control.

The forward VIP cabin features a queen-size bed, custom-designed headboard and ceiling, and custom storage cabinets. A vanity light by Quick QB-Compass, a cedar-lined closet, and reading lights by Quick Isabella add to the cabin's charm. Entertainment options include a Samsung LCD 32" TV, Apple TV, and a Fusion stereo system.

The aft VIP cabin mirrors the forward VIP cabin in luxury and amenities, with a queen-size bed, custom-designed headboard and ceiling, and custom storage cabinets. A Samsung LCD 32" TV, Apple TV, and a Fusion stereo system provide entertainment.

The port guest cabin offers a queen-size bed, custom-designed headboard and

ceiling, and custom storage cabinets. A cedar-lined closet and reading lights by Quick Maya enhance the space, while a Samsung LCD 32" TV, Apple TV, and a Fusion stereo system provide entertainment.

The starboard guest cabin features twin beds, custom-designed headboard and ceiling, and custom storage cabinets. A cedar-lined closet and reading lights by Quick Maya add to the cabin's appeal, with a Samsung LCD 32" TV, Apple TV, and a Fusion stereo system for entertainment.

The captain's cabin on the port side boasts teak and holly floors, a hanging locker, a double bed, and a desk with reading lights. Entertainment is provided by a Samsung LCD 24" TV, Apple TV, and a Fusion stereo system.

The crew quarters on the starboard side include twin beds and reading lights, while the crew's galley is equipped with a U-Line refrigerator, Seaward cooktop, GE microwave, washer, and dryer, and a four-person dinette. An auxiliary electrical panel, Samsung LCD 24" TV, and Apple TV complete the setup, with a Fusion stereo system providing entertainment.

The yacht's entertainment system is comprehensive, with detailed equipment specifications available in the attached drawings, ensuring a luxurious and enjoyable experience for all on board.

VIII. Galley

The galley of this yacht is equipped with state-of-the-art appliances, ensuring a seamless culinary experience on board. At the heart of the galley is a Broan #15SSEXF stainless steel trash compactor, providing efficient waste management. The cooking area is outfitted with the latest model GE cooktop, offering modern functionality and style. Complementing the cooktop is a GE downdraft ventilator, also the latest model, which includes integrated lighting to enhance visibility and maintain a clean, smoke-free environment.

For dishwashing needs, the galley features a GE dishwasher, the latest model,

ensuring that cleaning up after meals is both quick and efficient. Baking and roasting are made easy with a built-in GE oven, also the latest model, providing reliable performance and even cooking results.

The galley is well-equipped for food storage with the latest models of GE refrigerator and freezer, offering ample space and advanced cooling technology to keep provisions fresh. Additionally, a GE microwave, the latest model, is available for quick heating and meal preparation, rounding out the comprehensive suite of appliances in this modern and functional galley.

IX. Heads

The heads on this yacht are designed with luxury and functionality in mind, offering a sophisticated and comfortable experience. Each head features elegant marble countertops with a lacquer finish, providing a sleek and polished look. The seamless polyurethane finish throughout ensures durability and easy maintenance, while the non-slip marble flooring, selected by the owner, includes a honeycomb backing for added safety and stability.

The Sealand vacuum toilet system in each head offers efficient and reliable waste management. Ventilation is enhanced with Manrose BSL24C exhaust fans, operating at 24V, ensuring a fresh and odor-free environment. The mirror ceilings with wood borders add a touch of elegance and create a sense of spaciousness.

Each head is equipped with high-quality sinks featuring Grohe faucets, known for their superior design and functionality. The stall showers are fitted with handheld sprays, providing convenience and flexibility for a refreshing shower experience. This combination of luxurious materials and thoughtful design elements ensures that the heads on this yacht are both beautiful and practical.

X. Lower Helm

The lower helm of this yacht is a blend of functionality and elegance, designed to provide the captain with a commanding view and control over the vessel. The floor and stairway are beautifully crafted from teak and holly, offering both durability and a classic nautical aesthetic. A stainless steel handrail along the stairway ensures safety and adds a touch of modernity.

Comfort is paramount, with a leather settee accompanied by a wood table, providing a perfect spot for relaxation or chart plotting. The helm chair is a Besenzoni P217 24V model, offering ergonomic support and adjustability for long voyages.

Navigation is at the forefront of the lower helm's design, with a choice between two state-of-the-art systems: Garmin and Raymarine. The Garmin system includes two GPSMAP® 8215 fully-integrated multi-touch MFDs, a GMI 20 marine instrument display, a GMR™ 404 xHD open array radar with a 4kW pedestal, a Garmin GSD 24 marine network sounder, a Garmin VHF 200 marine radio, a Garmin AIS 600 Class B transceiver, and a GHP™ 20 marine autopilot system with SmartPump. Alternatively, the Raymarine system offers two A125 multifunctional displays with Wi-Fi, an I70 multifunction color display, a 48" HD color open array with a 4kW pedestal, a Ray218E VHF radio, an AIS 650 Class B transceiver, an Evolution autopilot with P70R control head and ACU-400 actuator control unit, and a CP100 DownVision fishfinder.

An integrated instrument panel is present at both helm stations, ensuring all necessary information is readily accessible. The engine console is equipped with all essential gauges, providing real-time data on engine performance. A VDO 382-233 rudder indicator at 24V offers precise steering feedback, while a Danforth 5" compass ensures accurate navigation.

This comprehensive setup at the lower helm ensures that the captain has all the tools necessary for safe and efficient navigation, wrapped in a package that

exudes luxury and sophistication.

XI. Remarks

Please note that this yacht is a new construction project. The hull and deck are already complete, awaiting the buyer's choice of customization to tailor the yacht to their personal preferences. The estimated completion time for the project is approximately 14 months, although this may vary depending on other projects at the yard.

The listing broker has compiled a list of popular options and their prices, providing potential buyers with a range of customization possibilities. However, it is important to highlight that the standard equipment list provided above is already very comprehensive, ensuring a high level of quality and functionality.

Options are available upon request, allowing buyers to further personalize their yacht to meet specific needs and desires. It is important to note that all specifications are subject to change without notice, ensuring flexibility in the construction process to accommodate the latest advancements and buyer preferences.

Comment

This yacht represents a new construction project, with the hull and deck already completed and awaiting the buyer's choice of customization. This allows for a personalized touch, ensuring the yacht meets the specific tastes and preferences of its future owner. It is important to note that all photos provided are from previous projects, serving as examples. The exact layout, as well as the selection of wood and stone, will be determined by the buyer, allowing for a truly bespoke creation.

The price is set FOB Taiwan and includes U.S. duty and pre-delivery

commissioning, ensuring a seamless transition from construction to delivery. This comprehensive package provides peace of mind, knowing that all necessary steps have been taken to prepare the yacht for its new owner.

Disclaimer

The specifications provided are intended for informational purposes only. While the data has been sourced from what are believed to be reliable sources, it is not guaranteed by the owner or brokers. It is the buyer's responsibility to verify all speeds, capacities, consumption rates, and other measurements contained herein and otherwise provided. Buyers are encouraged to instruct their agents to confirm such details prior to purchase. Please note that the vessel is subject to prior sale, and changes in price and inventory, as well as withdrawal from the market, can occur without notice.

CONTACTS

Shestakov Yacht Sales is a brokerage company specializing in the sale and service of yachts worldwide. The company offers services for buying and selling both new and used motor yachts, sailing vessels, and luxury superyachts. They also provide yacht registration, insurance, technical maintenance, crew selection, and charter organization services across the U.S., Canada, Latin America, the Caribbean, and the Bahamas.

The founder and lead broker of the company is Andrey Shestakov, a licensed and certified expert with extensive experience in marine engineering and shipbuilding.

The company has an extensive network of partnerships with major yacht manufacturers worldwide and provides services in multiple languages, including Russian, Ukrainian, Spanish, and English. The office is in Dania Beach, Florida, USA.

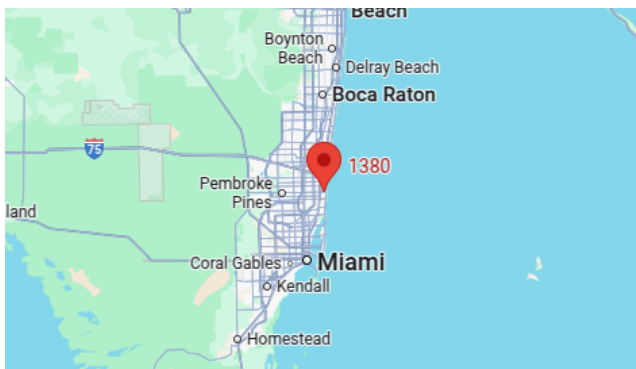
For more information and to view available yachts, you can visit the company's official website: <https://shestakovyachtsales.com>

Contact details

Phone: +1(954)274-4435

Email: andrey@shestakovyachtsales.com

Address



1380 Weeping Willow Way, Hollywood,
Florida 33019