



SHESTAKOV

Yacht Sales

TRUE NORTH - HARGRAVE



Builder: [Hargrave](#)

LOA: 136' 0" (41.45 m)

Year Built: 2011

Beam: 27' 0" (8.23 m)

Model: Trideck

Max Draft: 24' 4" (7.42 m)

Price: \$7,450,000 USD Subject to change.

Cruising Speed: 12 Knots (13.81 MPH)

[See full listing on our website](#)

Location: Fort Lauderdale, United States

Max Speed: 17 Knots (19.56 MPH)

If you would like to buy a yacht **TRUE NORTH - HARGRAVE** or would like help answering any questions concerning purchasing, selling, or chartering a yacht, please call **+1(954)274-4435** or click here on <https://shestakovyachtsales.com>

TABLE OF CONTENTS

OVERVIEW 3

SPECIFICATIONS 4

 Basic Information 4

 Dimensions 4

 Speed, Capacities and Weight 4

 Accommodations 4

 Hull and Deck Information 5

 Engine Information 5

GALLERY 6

DETAILED DESCRIPTION 14

CONTACTS 27

OVERVIEW

TRUE NORTH is a 2011 Hargrave Custom 136' tri deck motor yacht, meticulously configured for extended passages and luxurious onboard living. Recently completing an extensive refit that included a full exterior repaint, she presents in exceptional condition and complies with RINA Unrestricted Class certification standards.

At 353 GT and offering more than seven feet of headroom on each deck, TRUE NORTH provides generous interior volume and an airy sense of space. Her accommodation layout comprises five elegantly appointed guest staterooms plus an additional bunk cabin, sleeping up to 12 guests, while crew quarters support a complement of eight. Entertaining and relaxation are served by a gracious main salon, an intimate sky lounge and an expansive sun deck equipped with a Jacuzzi and wet bar.

Powered by twin Caterpillar C32 engines and fitted with Naiad zero speed stabilizers, she combines reliable propulsion and comfortable seakeeping for true passagemaking. A shallow 7.5 foot draft makes her well suited to cruising in the Bahamas, island hopping throughout the Caribbean and exploring shallow Mediterranean anchorages.

Freshly repainted in 2024 and following the successful completion of her RINA 15 year Class surveys and an intensive six month shipyard period concluded in January 2026, TRUE NORTH represents a rare availability in the 130-140' superyacht bracket. She marries proven range, substantial volume and impressive headroom with strong charter appeal in a refined, timeless package.

SPECIFICATIONS

Basic Information

Model Year:
2011

Country:
United States

Year Built:
2011

Dimensions

LOA:
136' 0" (41.45 m)

Max Draft:
24' 4" (7.42 m)

Beam:
27' 0" (8.23 m)

Speed, Capacities and Weight

Cruise Speed:
12 Knots (13.81 MPH)

Water Capacity:
1300 Gallons

Max Speed:
17 Knots (19.56 MPH)

Fuel Capacity:
10500 Gallons

Accommodations

Total Heads:
7

Crew Cabin:
4

Hull and Deck Information

Hull Material:

Fiberglass and Plastic Yachts

Hull Designer:

N/A

Deck Material:

Composite

Interior Designer:

N/A

Hull Configuration:

N/A

Engine Information

Engines:

2

Engine Type:

Inboard

Manufacturer:

Caterpillar

Fuel Type:

Diesel



GALLERY


















DETAILED DESCRIPTION

Technical details

Built by Hargrave and launched in 2011, this elegant tri-deck combines a composite hull with an immaculate painted finish to deliver both resilience and refined aesthetics. She measures 136 ft (41.45 m) overall with a substantial 27 ft (8.2 m) beam and a maximum draft of 7.4 ft (2.26 m), registers 353 GT and is equipped with Zero Speed stabilizers for exceptional comfort at anchor and underway. Twin Caterpillar C32 engines rated at 1,825 hp each provide the motive power while two Kohler 80 kW generators ensure ample onboard electrical capacity. Optimized for extended passages, she cruises effortlessly at 12 knots, reaches 17 knots at top speed and offers a bluewater range of 3,000 nm. Tankage is generous with 10,500 gallons (39,742 liters) of fuel, 1,300 gallons (4,920 liters) of fresh water and a 400-gallon (1,514-liter) holding tank. The interior layout accommodates twelve guests in five staterooms served by seven heads, while four crew cabins sleeping eight crew deliver the professional service expected aboard a yacht of this caliber.

Aft deck

A built-in settee surrounds an African mahogany aft deck table that comfortably seats up to twelve guests, while a 32-inch drop-down TV and electric doors to the main salon enhance both entertainment and circulation. Maneuvering and access are made effortless by a starboard wing station fitted with CAT controls, a stainless steel and teak spiral staircase that ascends to the skydeck, and dual stairways leading down to the swim platform equipped with teak treads and stainless steel handrails. The full walkaround showcases a teak sole, raised bulwarks with four entry doors and a teak caprail, providing secure footing and the timeless refinement of a classic yacht.

Salon & dining area

Automatic sliding stainless steel double doors with an optic sensor part to reveal a salon and dining area with 7'3" of headroom, where a tailored soffit and an Ultrasuede headliner sit against high-gloss Matore walls finished in amber stain. A graceful curved bar, fashioned from Matore mahogany and topped with Caesar Stone, rests on Matore mahogany flooring and incorporates glass racks, dedicated wine bottle storage and practical storage drawers for effortless entertaining. Dual Hunter Douglas treatments combining blackout and sheer panels allow precise mood control, while a 52" Mitsubishi TV on a lift and a Denon audio system with surround sound provide elevated entertainment. The interior is further enriched by rich mahogany cabinetry, a hanging locker and coat closet, and a mahogany-paneled ceiling, all punctuated by a square ceiling medallion above the dining table and refined BCM lighting.

Galley

Designed for both haute cuisine and gracious entertaining, the galley combines thoughtful engineering, refined finishes, and abundant storage. A 36-inch television on a lift faces the settee upholstered in sumptuous Formenti Italian leather, while culinary appointments include a generous single-mount sink, a Miele dishwasher, a Viking six-burner range with exhaust hood, and a Miele oven. Cooling and preservation are handled by two large SubZero refrigerator/freezer units flanking the space, and organization is exceptional thanks to two floor-to-ceiling Hafele pantry sliders alongside a floor-to-ceiling storage cabinet measuring 21 inches in depth. The SubZero 427R wine/refrigerator presents eight dedicated wine shelves above two refrigerated drawers below, with dual independently controlled wine zones

capable of accommodating up to 78 bottles. A cohesive aesthetic unites the layout, with lacquered perimeter cabinetry matched to Caesar Stone countertops and a mahogany island—rich in storage and topped in Caesar Stone—reposed beneath a ceiling soffit that echoes the island’s form. SubZero appliances are a focal point throughout, a compact GE freezer sits conveniently in the hallway, and a Schneider monitoring system touchscreen provides streamlined, intuitive oversight.

Pilothouse

From an elevated vantage that affords sweeping sightlines, the pilothouse is laid out with exacting ergonomics for effortless operation. Three STIDD helm chairs, finished in Formenti leather, face a fully equipped helm, while a comfortable settee with an accompanying table provides an elegant place for conversation or chart work and a refrigerator adjacent to the helm keeps refreshments within easy reach. An exterior wing station on the Portuguese bridge complements the main helm to enable precise close quarters handling. Communications and safety are consolidated through a GMDSS radio station, a Schneider monitoring system and a Marinelec General alarm and fire monitoring station, and the captain’s cabin, situated just off the helm, allows immediate access during passages. For rapid intervention when required, operating controls for the electric emergency shutdown system govern the fuel and air supply to the engine room, and a Denon audio system supplies refined onboard entertainment, marrying capability with comfort.

Portuguese bridge

The Portuguese bridge is appointed with a port wing station that instills confidence when handling the yacht in tight quarters, ample bosun lockers to securely stow deck gear, centrally located air-hose connections for

straightforward service and maintenance, and a gracefully descending staircase to the main-deck walkaround that ensures effortless circulation around the exterior decks.

Captain's stateroom

Located on the bridge deck directly aft of the helm, the captain's stateroom blends purposeful layout with refined comfort. The accommodation includes a double berth and an en-suite head, accompanied by a dedicated desk for concentrated work; entertainment is provided by a 26-inch Samsung flat-panel TV on a fold-up lift, and storage is addressed with a hanging locker and a secure safe integrated into the desk.

Skylounge

A sophisticated bar with an integrated icemaker sets the tone in the skylounge, where Italian BCM lighting bathes wheat ultrasuede wall panels, subtly highlighted by ivory strip accents. A circular mahogany dining table surrounded by four upholstered chairs creates an elegant, intimate dining area, while entertainment is provided by a Sharp 65" plasma display configured with dual programming for European and US communications and complemented by a Denon audio system that delivers enveloping surround sound. Hunter Douglas Duette Duolite window treatments lend refined privacy and light control, and practical conveniences such as a hanging locker for storage and a dedicated coat closet ensure the space is as functional as it is luxurious.

Aft skydeck

An exquisitely finished teak dining table with matching chairs seats eight with

ease, centered by a teak Lazy Susan. A full-beam sunpad offers a leisurely retreat for afternoon relaxation, while a double custom cabinet crowned with a Corian countertop creates an elegant serving station that conceals a combined refrigerator and icemaker unit. Discreet BCM lighting sets the mood after dusk, and a stainless-steel-and-teak staircase provides a refined ascent to the flybridge.

Flybridge

From its elevated vantage the flybridge seamlessly marries precise control with relaxed entertaining, the helm outfitted with Furino Navnet 3D, Nobeltec, SEE SEA cameras with controller, FIIVR navigator, ACR search light and IComm VHF, while all countertops are exquisitely finished in Corian. Underfoot a nonskid sole provides secure footing, and three Sunbrella-upholstered barstools together with two settee areas and tables for twelve form generous, sociable zones ideal for relaxed conversation and alfresco dining. Warm-white rope lighting traces the undersides of furniture and cabinets to create a soft evening glow, and a custom six-person hot tub alongside a spacious sunpad offers ultimate indulgence, with a Lazyman barbecue ready for effortless open-air grilling.

On-deck master stateroom

Situated on deck, the master stateroom delivers seven feet three inches of headroom, composing an expansive and tranquil retreat complete with a GE bar fridge and a discreet safe. Above, a drop-down circular soffit trimmed in Matorie introduces a sculptural centerpiece, while Italian BCM lighting gently floods the cabin with a sophisticated, ambient glow. The walls are clad in ultrasuede panels, artfully segmented by ivory strips for a refined, tailored appearance, and a generous walk-in closet, fitted with drawers and a full

hanging locker, ensures clothing and accessories remain impeccably organized.

Master bath

A lavish 60-inch frameless shower framed by sweeping curved glass commands the room, balanced by a vanity surfaced in luminous Matorie glass countertops. Underfoot, a freeform mosaic floor is artfully composed of Sicis waterglass tiles sourced from northern Italy, while two raised-bowl Vitruvit Biko sinks introduce sculptural form to the space. A semiround, custom Pharo Whirlpool tub offers a tranquil soaking retreat, and Italian design accents are evident throughout with Gessi Ovale faucets and matching shower hardware. The atmosphere is refined by Moccasin Adobe Majilite wall panels and carefully placed Italian lighting by BCM Lighting, with practical luxury completed by a generous linen closet.

Lower foyer

At the base of the main-deck glass-and-stainless staircase, an octagonal mahogany landing provides a refined focal point for this thoughtfully designed service area. Discreetly integrated into the space is a Whirlpool stacked washer and dryer, complemented by a separate Whirlpool dryer to expand capacity and speed linen turnaround. Dedicated linen storage keeps towels and sheets immaculately organized and within easy reach, blending practical efficiency with the foyer's elegant finishes.

Three VIP staterooms

Each of the three VIP staterooms is furnished with queen berths, full hanging lockers and a selection of televisions, creating secluded, comfortable havens

for guests. Every suite includes an en suite head finished with mahogany cabinetry, sinks by Rapsel Nido, Gessi shower hardware and faucets, and mosaic tile floors in all heads, combining refined materials with durable construction. The forward starboard VIP stateroom opens to a bunk room equipped with two under berths fitted with removable guardrails so younger children can stay safely close to their parents. A watertight service door links the guest area to the crew lounge, allowing unobtrusive access and discreet service at any hour.

Crew lounge

Nestled forward in the bow, the crew lounge offers a fully appointed galley and an elegant dining area with seating for eight. For onboard comfort and systems oversight there is a 20-inch flat-panel TV, a Schneider monitoring system touchscreen and dedicated fire monitoring. The galley is fitted with a GE cooktop, GE oven and GE refrigerator/freezer, complemented by a KitchenAid microwave with integrated exhaust hood, while a GE dishwasher and a Miele washer/dryer attend to cleaning and laundry needs.

Crew quarters

Alongside the captain's cabin, the cabin deck is home to three additional crew cabins, each complemented by a private en-suite head appointed to the same high-quality finishes found in the guest areas. The layout provides accommodation for up to eight crew members, though the yacht is typically operated by a permanent complement of six.

Two day heads

Both day heads feature Regia Cubo glass washbasins set over floors clad in

lustrous Sicis water glass tiles, with Gessi faucet and hardware providing the refined fixtures that complete each space, creating an elegant union of form and function.

Engine room

At the heart of the engine room is a Schneider monitoring system with a responsive touch interface, providing intuitive, real time supervision of onboard machinery. Two dedicated work benches create an orderly, functional workspace to simplify maintenance and service procedures. Fuel quality and reliability are preserved by an AlgaeX fuel conditioning system, while seawater intake and discharge are managed through two sea chests and two discharge boxes to ensure efficient circulation. Hard piping runs throughout the space, installed to meet rigorous RINA requirements and deliver the highest standards of reliability and safety.

Lazarette

Carefully arranged to marry refined practicality with exceptional organization, the lazarette offers generous additional storage, a purpose-built dive locker and a sizable bosun locker to keep equipment orderly and immediately accessible. Provisioning capacity is increased by a GE upright freezer, while a custom cabinet topped with a durable Corian countertop and integrated sink provides a capable work surface for maintenance and preparation. The entire compartment is finished in Snow White Awlgrip, producing a bright, pristine and resilient surface that reflects the yacht's exacting attention to fit and finish.

Swim platform

Arrive at the meticulously outfitted swim platform, where a handheld

freshwater shower supplying both hot and cold water provides effortless rinses and a textured non-skid surface ensures secure footing. Shoreside management is streamlined by a pair of Glendinning Cablemasters with remote control, while multiple deck fills and dedicated discharge points keep servicing simple. For reliable mooring, three robust Opacmare cleats stand ready.

Systems equipment

Designed to deliver composed, reliable performance at sea, the yacht's systems package begins with a Zero Speed stabilizer and a DELTAT 600P/T4 digital ventilation control system with remote operation, incorporating an automatic shut-down function tied to the fire suppression system for seamless safety integration. Propulsion is refined by twin ZF 3055V transmissions equipped with trailing pumps, while onboard sustainability and regulatory compliance are assured by the Headhunter TidalWave waste treatment system alongside a Marineair fresh-air make-up installation to maintain superior air quality throughout. Hydraulic muscle is provided by a NAIAD VT60 power pack with tandem PTOs that supply the NAIAD integrated hydraulic system and an 80 hp NAIAD bow thruster, with additional backup pumps for both the NAIAD stabilizer and bow thruster driven off the transmissions to ensure redundancy and responsiveness. Service and maintenance are simplified by dedicated Reverso oil transfer systems for the mains, generators and transmissions, and domestic comfort is supported by hot water heaters paired with a Willow circulation pump. Compressed air needs are met by a Gianneschi air compressor with five connection points distributed around the vessel, and exhaust discharge is managed reliably by robust butterfly fly valves.

Deck equipment

Anchoring and mooring are executed with assured authority by two Maxwell hydraulic windlass/capstan 8000 units, each fitted with remote controls and counters, working alongside two Pool TW-type anchors, each 507 lb (230 kg), carried on 525 ft of 16 mm stud-link chain and equipped with freshwater washdown. Line handling is further supported by three Maxwell hydraulic capstan 4000 units—positioned one at the bow and two on the aft deck—and a dedicated freshwater chain wash preserves deck presentation and prolongs gear life, while a Speich wiper blade system maintains unobstructed visibility in all conditions.

Tender deployment and guest boarding are effortless courtesy of a Quicklift davit with AC/DC power and remote control rated for 2,000 lb (907 kg), which handles the Nautica RIB15 widebody tender driven by a Yamaha 90 hp engine. An Opacmare passerelle with remote operation, together with Marquipt sea ladder and sea stairs, provides refined shoreside access, while Glendinning Cablemasters and high-volume fuel fills simplify dockside connections; environmental compliance is addressed with MARPOL flanges at the oil, fuel, and waste discharge points.

Situational awareness and navigation are comprehensive, with 11 SeeSea cameras under camera control and Digital XM WX Worx weather services, supported by two Furuno transducers. Communications and safety equipment include three Icom VHF radios, a JRC JHS 770 semiduplex GMDSS VHF radiotelephone and a Furuno NAVTEX NX700, while helm control is delivered through a Kobelt steering system paired with a Simrad AP50 autopilot. Onboard signaling and detection are authoritative, featuring Kahlenberg horns, a Furuno 25 kW six-foot array and a Furuno 6 kW four-foot array, complemented by a Furuno SC50 satellite compass, three Furuno BBWGPS units and two Newmar hailers.

Appliances

Fitted with high-end, thoughtfully chosen equipment throughout, the yacht's galley and service areas cater to both comfort and performance: a Haier microwave is paired with a Venta hood, while two GE bar fridges serve the master stateroom and pilot house and two GE freezers are installed in the lazarette and the main deck hall. Entertaining is effortless thanks to dedicated icemakers at the skylounge and salon bars, complemented by three combined fridge-and-icemaker units on the aft deck, flybridge, and skydeck. The crew quarters are comprehensively outfitted with a Frigidaire cooktop, oven, and dishwasher, a Kenmore Elite refrigerator/freezer, and a KitchenAid microwave with an exhaust hood, and waste is managed by a KitchenAid 3/4 hp garbage disposal. Laundry provisions include two Miele stacked washer/dryers located in the crew area and the lower foyer, with an additional Whirlpool dryer in the lower foyer, and outdoor culinary experiences are enhanced by a Lazyman barbecue.

Audio and visual equipment

Two Denon audio systems provide the foundation for an immersive surround-sound experience in both the salon and the skylounge, while unobtrusive SpeakerCraft and Paradigm loudspeakers—meticulously custom-painted to match the headliner—are seamlessly integrated into the interior. The visual package is equally considered: the skylounge is fitted with a 65-inch Sharp plasma TV paired with an HD DirecTV receiver, and the salon boasts a 52-inch Mitsubishi plasma TV with its own HD DirecTV receiver. The master stateroom offers a 46-inch Sony TV with an HD DirecTV receiver; three VIP staterooms each feature a 32-inch Samsung TV with HD DirecTV receivers; the port guest stateroom includes a 32-inch Samsung TV with an HD DirecTV receiver; and the captain's cabin is equipped with a 26-inch Samsung TV and an

HD DirecTV receiver. Entertainment extends outdoors and to the service areas with 32-inch Samsung TVs on the aft deck and in the galley, each supplied with a dedicated HD DirecTV receiver, while the crew lounge is served by a 20-inch Samsung TV with an HD DirecTV receiver.

Safety equipment

Every system aboard has been selected and arranged to provide assured protection and operational capability, beginning with a pair of Furuno NavNet 3D navigation suites integrated with Nobeltec and a Furuno AIS to deliver pinpoint situational awareness, while an ACR searchlight and a FLIR night-vision camera extend visual reach in low light and adverse conditions. The galley is appointed for serious offshore provisioning with SubZero refrigeration—700TR fridge, 700TF freezer—and a 427R wine cooler with fridge drawers, paired with a Wolf cooktop and DD30 double oven complete with warming drawer units to ensure culinary excellence at sea. Life-saving equipment is comprehensive and SOLAS-compliant, including a Viking 35-person offshore SOLAS A liferaft, Viking SOLAS-approved inflatable lifejackets, SARTS and an EPIRB, together with emergency line-throwing devices, thermal protective aids and life rings fitted with lights and lines for immediate deployment. Fire safety is rooted in a Sea Fire FM200 HSeries suppression system and an electric emergency shutdown that isolates fuel and air to the engine room, supported by dry powder extinguishers in 2 kg, 6 kg and 25 kg sizes plus a 45 litre foam extinguisher. Redundant pumping and firefighting capacity is provided by an emergency backup fire and bilge pump alongside two Gianneschi interchangeable bilge and fire pumps, a dedicated raw water cooling pump and four fire hoses with jet nozzles; personal protection is augmented by Viking fire blankets and smoke hoods, while Actionair dampers afford controlled, safe ventilation management throughout the vessel.

Disclaimer

The particulars presented here have been prepared in good faith, yet their accuracy cannot be guaranteed and no express or implied warranty is made regarding the condition of the vessel. This offering is subject to prior sale, adjustment of price, or withdrawal from the market without notice. The information is provided solely for the convenience of clients and is not intended to constitute a formal representation of any specific yacht for sale.

CONTACTS

Shestakov Yacht Sales is a brokerage company specializing in the sale and service of yachts worldwide. The company offers services for buying and selling both new and used motor yachts, sailing vessels, and luxury superyachts. They also provide yacht registration, insurance, technical maintenance, crew selection, and charter organization services across the U.S., Canada, Latin America, the Caribbean, and the Bahamas.

The founder and lead broker of the company is Andrey Shestakov, a licensed and certified expert with extensive experience in marine engineering and shipbuilding.

The company has an extensive network of partnerships with major yacht manufacturers worldwide and provides services in multiple languages, including Russian, Ukrainian, Spanish, and English. The office is in Dania Beach, Florida, USA.

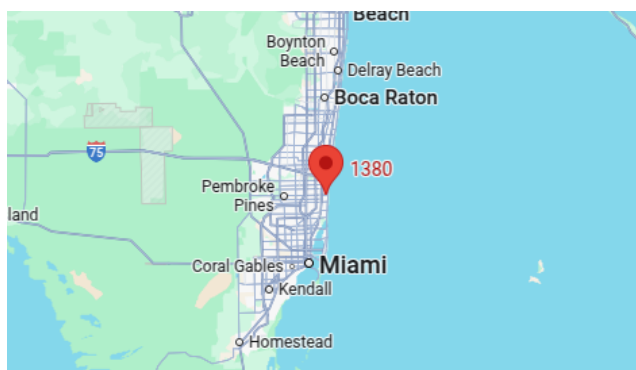
For more information and to view available yachts, you can visit the company's official website: <https://shestakovyachtsales.com>

Contact details

Phone: +1(954)274-4435

Email: andrey@shestakovyachtsales.com

Address



1380 Weeping Willow Way, Hollywood,
Florida 33019