



SHESTAKOV

Yacht Sales

TURANGALILA - MARLOW



Builder: [Marlow](#)

LOA: 75' 0" (22.86 m)

Year Built: 2018

Beam: 20' 0" (6.25 m)

Model: Explorer 75E-CB

Max Draft: 16' 5" (5 m)

Price: \$4,850,000 USD Subject to change.

Cruising Speed: 24 Knots (27.62 MPH)

[See full listing on our website](#)

Location: Miami, United States

Max Speed: 30 Knots (34.52 MPH)

If you would like to buy a yacht **TURANGALILA - MARLOW** or would like help answering any questions concerning purchasing, selling, or chartering a yacht, please call **+1(954)274-4435** or click here on <https://shestakovyachtsales.com>

TABLE OF CONTENTS

OVERVIEW	3
SPECIFICATIONS	5
Basic Information	5
Dimensions	5
Speed, Capacities and Weight	5
Accommodations	5
Hull and Deck Information	6
Engine Information	6
GALLERY	7
DETAILED DESCRIPTION	16
CONTACTS	26

OVERVIEW

TURANGALILA presents a rare opportunity to acquire the first Marlow Explorer 75E-CB delivered to the United States. Lived on and managed from day one by an experienced owner and a professional captain, she appears as a beautifully finished and substantially upgraded enclosed bridge motor yacht, benefitting from thorough recent servicing and a suite of practical, operation oriented enhancements throughout.

Power comes from twin Caterpillar C 32 ACERT engines, each rated at 1,800 HP, providing a relaxed cruising speed of about 24 knots and a top end approaching 30 knots while preserving the long range, bluewater capability and owner operator ease that distinguish Marlow Yachts. With only 1,350 hours on the clocks and remaining Caterpillar warranty coverage for several more years, the platform offers significant built in assurance. Enhancements that support hands on operation and comfortable handling include a wireless Yacht Controller, upgraded hydraulic bow and stern thrusters, Naiad stabilizers, dual upgraded generators and a robust electrical architecture, making her equally suited to experienced owner operation or full professional crew use.

The fully enclosed command bridge materially extends the yacht's versatility and onboard comfort for passagemaking and year round cruising, offering weather protection and a sheltered living helm. Combined with Marlow's proprietary lightweight composite construction, an efficient semi displacement hull form and meticulously engineered systems, TURANGALILA is clearly configured as an expedition style cruising platform rather than simply a luxury coastal motor yacht.

Recent maintenance and improvements completed in August 2025 include fresh bottom paint, PropSpeed on the running gear, zinc renewal, hull touch ups, and a full buff and wax. Additional highlights comprise upgraded

shore power systems, a Spot Zero water purification system, fuel polishing, underwater lighting, a premium Garmin electronics suite, Starlink connectivity and extensive custom interior refinements that elevate the enclosed bridge experience.

The result is a refined synthesis of performance, engineering depth, operational capability and restrained luxury, positioning TURANGALILA among the most capable and best equipped enclosed bridge yachts in her class. Tender shown in photos is not included in the sale.

SPECIFICATIONS

Basic Information

Model Year:
2018

Country:
United States

Year Built:
2018

Dimensions

LOA:
75' 0" (22.86 m)

Max Draft:
16' 5" (5 m)

Beam:
20' 0" (6.25 m)

Speed, Capacities and Weight

Cruise Speed:
24 Knots (27.62 MPH)

Water Capacity:
400 Gallons

Max Speed:
30 Knots (34.52 MPH)

Fuel Capacity:
3420 Gallons

Accommodations

Total Heads:
4

Crew Cabin:
1

Hull and Deck Information

Hull Material:

Fiberglass and Plastic Yachts

Hull Designer:

Marlow Design Team

Deck Material:

Composite

Interior Designer:

N/A

Hull Configuration:

N/A

Engine Information

Engines:

2

Engine Type:

Inboard

Manufacturer:


Caterpillar

Fuel Type:

Diesel

GALLERY






















DETAILED DESCRIPTION

Notable build upgrades

Propulsion comes from robust Caterpillar C32 engines delivering 1,800 hp, while the exterior benefit from a comprehensive Awlcraft 2000 paint application that yields a high gloss, long wearing finish. Electrical capacity has been significantly increased with an upgraded 100 amp service augmented by a boosting transformer and an additional 50 amp service to accommodate higher demand. Fresh water generation is handled by a Spotzero double pass water maker operating in tandem with the ZTC2000z Spotzero system, and fuel quality is maintained by an ESI fuel polishing system. Ambience and efficiency are elevated by upgraded LED lighting installed throughout the vessel, reliability is enhanced with upgraded 29 kW Onan generators, and handling precision is assured by a full hydraulic package that includes 30 hp bow and stern thrusters.

Recent service

In August 2025 the bottom received a fresh coat of paint; the running gear and all other metal components were treated with Prop Speed and every zinc was replaced. The Flag Blue Awlcraft 2000 hull was expertly touched up and then meticulously buffed and waxed to a luminous, showroom-quality finish.

Salon

Stepping in from the aft deck, you enter a generously proportioned, open-plan salon where sightlines run uninterrupted forward to the windshield, enhancing the impression of volume and flow. Expansive port and starboard windows flood the interior with natural daylight, while classic teak-and-holly soles

anchor the luminous atmosphere. Tasteful wall sconces and bespoke window treatments introduce a contemporary touch, and the ceiling headliners have been refreshed in a whiter white to harmonize with the yacht's brighter painted superstructure.

On the port side, opposite the forward bar, a Miele coffee machine, a 15-inch wine cooler, and a Sub-Zero beverage center are seamlessly integrated for effortless service. The forward bar itself features generous glassware storage behind glazed doors, with clear Lexan shelving that secures each piece for sea and creates an elegant display. Comfort and conviviality define the seating arrangements: large, built-in settees to port and starboard hide substantial storage beneath, framed by a high-gloss coffee table with custom ottomans neatly stowed underneath. A large flat-screen television sits in the starboard aft corner for easy viewing from either settee, and a discreet small desk is built into the corner cabinet beneath the screen. The forward bar is appointed for entertaining with four teak and Ultraleather stools, its own dedicated television, a sink, an ice maker, and a Miele oven ideal for preparing hors d'oeuvres.

Galley/pilothouse

Ascending three steps leads to a generous, modified U-shaped galley that has been substantially upgraded, featuring Dupont Zodiaq countertops, a stainless-steel Franke sink with a cutting board cover, Grohe faucets, a garbage disposal, and a dedicated filtered water tap at the sink. The culinary installation is comprehensive and refined: a Miele induction cooktop serves as the stovetop, accompanied by an electric range with a full-size Bosch oven, an oversized convection microwave, and an extra-large Whirlpool convection oven. Refrigeration and freezing are equally impressive with a full-height Sub-Zero refrigerator in the galley and two Sub-Zero freezer drawers positioned forward, while two Fisher Paykel drawer dishwashers make cleanup

effortless. Generous cabinetry and drawer space keep provisions and cookware beautifully organized and easily accessible, making this open, well-appointed galley perfectly suited to entertaining and serious gourmet preparation.

Forward of the galley, a large U-shaped dinette comfortably seats six to eight, surrounded by expansive windows crafted from laminated double-layer tempered glass that deliver enhanced hurricane and weather resistance, increased physical security, and preserved watertight integrity, all while presenting breathtaking 360-degree views from this elevated vantage. For added convenience, a television folds down from the ceiling to provide clear viewing from both the galley and the seating area. On the port side beside the table, a substantial storage cabinet topped in granite forms an ideal serving station within easy reach of the pilothouse table, with additional storage located directly across the pilothouse outboard of the stairs.

Command bridge

Fully enclosed and finished to the same luxurious standard found throughout the yacht, the Command Bridge is appointed with classic Teak and Holly sole work and satin teak cabinetry and walls. On fair-weather days it becomes a light-filled, airy retreat by opening the sliding doors to port and starboard, the aft door, and the pair of overhead, dual-opening hatches fitted with screens; this layout produces natural cross-ventilation while providing direct access to the side decks. The helm is exquisitely laid out so every system is immediately accessible from a commanding console anchored by three 22-inch Garmin multifunction displays, supported by dedicated CAT engine readouts and the Marlow proprietary safety and control panel mounted above the station. An overhead display panel places warnings, tank levels and voltages plainly in view, and comprehensive systems monitoring encompasses all tanks and battery banks. To starboard an electrical sub-panel grants access to the main

breakers that service the vessel's essential systems, complemented by a separate electrical panel for 12V and 24V helm-related components. The captain is seated in a single Stidd helm chair with a double companion seat to starboard for guests, and precision docking is simplified with the Yacht Controller.

Immediately aft of the helm, an elevated lounge offers sweeping window views and centers around an elegant teak table, while a discreetly designed mini office occupies the starboard corner with a desk, chair, file drawer and a storage cabinet topped with a printer—an arrangement prized for longer voyages. Opposite the seating and office, to port aft, a generous day head provides a sink and toilet, and a U-line refrigerator with ice maker to port serves as an ideal beverage cooler. Accessible from either the galley stairs or the aft cockpit stairs, this elevated bridge enjoys two convenient entry points, and with sliding side doors and the overhead hatches open there is a continual flow of fresh air and natural light.

Upper aft deck

Situated aft of the Command Bridge, the expansive upper aft deck is protected by an extended hardtop and conceived for effortless entertaining. An L-shaped settee/lounge with integrated storage frames a dedicated dining table that encourages leisurely gatherings, while to port a fully appointed bar—complete with sink, refrigerator with ice maker, three bar stools and generous storage lockers—serves as a refined hospitality center. A sliding hatch covers the stairway to the lower aft deck, providing safe, weather-ready access, and farther aft a hydraulic 1600-lb davit stands ready to launch and recover the tender. Polished stainless steel rails run to the boat deck's edge and are supplemented around the dinghy launch by removable stainless-steel N-rails for added versatility and security.

Master stateroom

The full-beam master stateroom is an expansive, private sanctuary centered on a centerline king berth finished with a custom headboard and five hidden drawers beneath for ample under-bed storage. The ensuite head is situated aft and entered from the starboard side, fitted with sweeping granite countertops, twin sinks, an exceptionally large shower, Grohe fixtures and an electric push-button toilet. Forward to port a refined vanity with a built-in stool provides a dedicated dressing area, while aft to port a discreet entrance leads into the walk-in closet. Storage is abundant throughout, with hanging lockers to both port and starboard, a tall hanging locker on the forward starboard wall, a full chest of drawers and twin storage lockers to starboard, and a built-in settee to port complemented by twin storage lockers. Generous portlights on either side bathe the cabin in natural light and frame ocean views that enhance the open, airy ambiance, and rich wood finishes, bespoke furnishings and premium fixtures deliver a truly luxurious finish.

VIP stateroom

Situated in the bow, the VIP stateroom features a centerline king berth with easy access from both sides, set against a backdrop of exquisite wood joinery and bespoke cabinetry. Flooded with daylight through two expansive overhead hatches, the suite offers generous storage including large cedar-lined hanging lockers to port and starboard and four capacious drawers beneath the berth. The ensuite VIP head opens directly from the stateroom and is impeccably finished with Compac Ceniza countertops and Grohe fixtures, a refined sink and countertop with integrated storage, a large opening port light, a spacious teak-floored stall shower and a toilet.

Port guest stateroom

Reimagined as an intimate sanctuary, the port guest stateroom offers a single expansive berth designed to comfortably accommodate adult couples, with integrated storage beneath the mattress and hanging lockers positioned overhead. Meticulously planned stowage continues forward with additional compartments under the bed and a full height, cedar lined hanging locker. A private ensuite bath features a separate, generously proportioned stall shower and is finished with a Compac Ceniza countertop, Grohe fixtures, a large mirror and an electric push button toilet. Two large opening portlights flood the cabin with natural light and welcome refreshing sea breezes.

Starboard guest stateroom

Tastefully reconfigured as a dedicated laundry and storage suite while preserving its function as an inviting sleeping area, the starboard guest stateroom serves as the yacht's fourth stateroom and is equipped with GE home front loading washer and dryer units, the dryer ducted to the exterior for optimal performance. A well proportioned berth is achieved by situating a mattress above the laundry appliances, providing a comfortable additional sleeping option when required. The cabin is further appointed with a hanging locker and a TV, and two opening portlights introduce natural light and refreshing ventilation.

Crew quarters

Located aft and accessed through a private entrance from the cockpit, the crew quarters echo the yacht's refined craftsmanship with rich wood accents, granite surfaces and Grohe fixtures. A large double bed to port and a single to starboard are accompanied by an inviting lounge and dinette, while a bench

seat and table near the centerline create a relaxed spot for meals and briefings. Forward, a storage cabinet incorporates a dedicated crew sink and an integrated crew refrigerator, and a separate crew microwave is positioned for quick convenience. The full head is arranged on the centerline with its own toilet and sink, with the crew sink purposefully positioned outside the head for everyday practicality. Just aft of the head, the lazarette provides generous storage and includes a transom door for effortless access to the swim platform. Thoughtfully detailed and finished to a high standard, these quarters are designed to make the crew comfortable, content and efficient while underway.

Hull/deck

TURANGALILA is built from advanced composite laminates using contemporary manufacturing methods that emphasize high tensile strength, low weight and puncture resistance, with hull lines refined to deliver safety, hydrodynamic efficiency and fuel economy across the entire speed range. Marlow's exclusive dry-stack Resin Infusion Vacuum Assisted Transfer (RIVAT) process removes excess bulk while increasing structural stiffness and handling precision, and a Corecell foam core provides additional rigidity, long-term durability and resistance to water ingress. Beneath the waterline twin Velocijet strut keels and sculpted propeller tunnels align propulsion with the hull for improved efficiency and protection, enhancing propeller safety in shallow water and during low-speed groundings. On deck, bespoke non-skid surfaces and wide waterways offer sure footing and rapid drainage, while teak decking on the foredeck, aft deck and side decks introduces a warm, timeless elegance. The anchoring system comprises twin vertical, yacht-controlled anchor windlasses with a chain anchor rode and two primary anchors—a stainless-steel plow and a Bruce—supplemented by Danforth ground tackle; oversized foredeck cleats and hawse pipes simplify mooring operations, and heavy-duty hatches with

stainless-steel railings bolster safety. Thoughtful conveniences include expansive, comfort-focused seating with integrated storage for fenders and lines, tank fills accessible from both sides, and a sliding watertight tempered-glass entry door. Additional refinements feature a retractable heavy-duty stainless-steel-and-teak swim ladder, underwater lighting that bathes the hull after dark, and a day head conveniently placed in the command bridge.

Engine mechanical

The engine room aboard Turangalila has been laid out with generous volume and a service-first mindset, allowing unobstructed access to every system and component. Fuel tanks are located forward to optimize trim and simplify routine servicing, while the electrical and generating systems benefit from dedicated sound shields for each unit: twin 32 kW generators are isolated in their own enclosures and are complemented by two 29 kW Onan generators also fitted with custom sound shields. Cooling and redundancy have been engineered through dual sea chests that are cross plumbed, with two cross connected sea chest water intakes featuring cleanouts for straightforward maintenance; the installation is completed with color coded piping, gel coated bilges, crisp LED engine room illumination, and back lighted electrical panels to promote clarity and ease of service. Propulsion is supplied by twin Caterpillar C32 ACERT engines rated at 1,800 HP apiece, providing top speeds in excess of 29 knots; the engines rest on soft mounts and polished stainless steel beds set atop carbon fiber stringers, while a carbon fiber thrust plate absorbs and transfers thrust loads into the hull for refined performance. Noise and vibration are carefully controlled with an underwater exhaust, a lead/foam sound and heat insulation package, four high volume engine room blowers, and carbon monoxide detectors installed in all berthing spaces to enhance comfort and safety. The hydraulic suite

includes a pump on the power takeoff of each transmission and a large oil supply tank mounted on the aft engine room bulkhead, supplying power for Naiad fin stabilizers as well as upgraded 30 HP hydraulic bow and stern thrusters; close quarters handling is further simplified by a Yacht Controller for precise wireless maneuvering. Electrical distribution and conversion are robustly specified with twin 3,500 watt inverterchargers, a 24 volt 60 amp charger, a 12 volt 40 amp charger, two ISO transformers, and generous shore power options comprising a forward 100 amp and 50 amp inlet plus an aft 100 amp and 50 amp inlet with Glendenning Cable Masters. Fuel and fluid systems are built for reliability and easy access, centered on a 3,420 gallon FRP fuel tank with sump and cleanout, a fuel manifold with a proprietary sight gauge, and dual Racor filters with pressure gauges dedicated to each main engine and generator. Safety and housekeeping systems include a fire suppressant system, a heavy duty 3,700 GPH bilge pump with high water alarm, a dedicated oil change system, and a Drypoint Demister air intake to protect machinery from moisture. A common drainage network runs from bow to stern to collect deck drains, scuppers, and sump discharges, and tankage is generous with 200 gallons of gray water capacity, 200 gallons of black water capacity with both dockside and at sea discharge controls, and a 400 gallon fresh water tank—together forming a comprehensively integrated mechanical platform engineered for dependable operation and effortless ownership.

Navigation & entertainment electronics

The helm and salon have been specified to a professional, integrated standard, centred on three Garmin GPSMAP 8622 twenty-two-inch HD touchscreen multifunction displays with GPS antenna, each receiving CAT engine data via a dedicated interface to the Garmin chart plotters. Underwater acoustics are handled by a Garmin GSD-24 digital black box sounder matched to an Airmar B260 1kw TH bronze 010-10640-20 transducer, while long-range detection is

provided by a Garmin GMR1226xhd2-6 12kw open array radar with a 6' antenna, complemented by a secondary Garmin Fantom 6 40 w solid state GMR radar with a 6' antenna k10-00012-14 for enhanced situational awareness. Precision steering and station keeping are entrusted to the Garmin GHP Reactor hydraulic corepack with SmartPump autopilot. Voice and data communications are robustly covered by two VHF Icom IC-M506 radios with rear mics and NMEA 2000 connectivity, an AIS Garmin ais-600 and a Garmin GXM52 XM satellite WX antenna. High-speed and redundant connectivity at sea is achieved with Starlink internet, an Aigean AN-7000 long range marine WiFi operating on 2.4ghz and 5ghz, and a Cradlepoint cellular device. Audio-visual systems are equally refined, featuring a CB Audio Sonos Connect Amp, a salon AV Sonos Playbar with surround sound, Sonos in the master, and Fusion radios in the VIP and port guest staterooms, all integrated with a KVH TracVision hd7 US SAT TV system. Comprehensive onboard monitoring is provided by a multi-camera suite—three cameras in the engine room, and one each on the aft deck, in the salon looking aft, in the galley looking aft, in the lazarette looking aft, and mounted on the flybridge hardtop looking aft.

Disclaimer

The particulars provided for this yacht have been supplied in good faith; however, their accuracy cannot be guaranteed and no warranty is given concerning the condition of the vessel offered for sale. This offering may be sold prior to notice, have its price amended, or be withdrawn from the market at any time without prior notification. Presented as a courtesy by the yacht broker to its clients, this material is not intended to constitute a formal representation of any specific yacht for sale.

CONTACTS

Shestakov Yacht Sales is a brokerage company specializing in the sale and service of yachts worldwide. The company offers services for buying and selling both new and used motor yachts, sailing vessels, and luxury superyachts. They also provide yacht registration, insurance, technical maintenance, crew selection, and charter organization services across the U.S., Canada, Latin America, the Caribbean, and the Bahamas.

The founder and lead broker of the company is Andrey Shestakov, a licensed and certified expert with extensive experience in marine engineering and shipbuilding.

The company has an extensive network of partnerships with major yacht manufacturers worldwide and provides services in multiple languages, including Russian, Ukrainian, Spanish, and English. The office is in Dania Beach, Florida, USA.

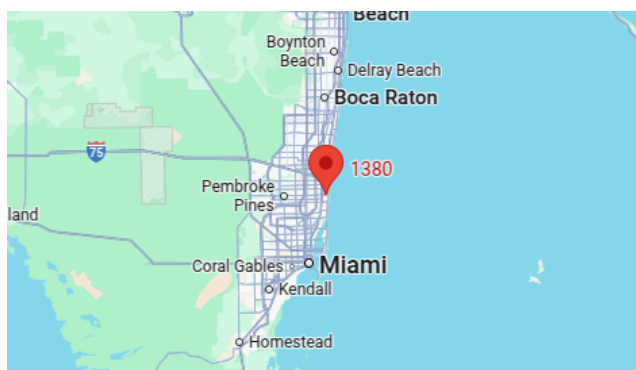
For more information and to view available yachts, you can visit the company's official website: <https://shestakovyachtsales.com>

Contact details

Phone: +1(954)274-4435

Email: andrey@shestakovyachtsales.com

Address



1380 Weeping Willow Way, Hollywood,
Florida 33019