



SHESTAKOV

Yacht Sales

## SATORI - HORIZON YACHTS



**Builder:** [Horizon Yachts](#)

**LOA:** 88' 0" (26.82 m)

**Year Built:** 2016

**Beam:** 21' 0" (6.40 m)

**Model:** E88

**Max Draft:** 17' 6" (5.33 m)

**Price:** \$4,495,000 USD Subject to change.

**Cruising Speed:** 20 Knots (23.02 MPH)

[See full listing on our website](#)

**Location:** Fort Lauderdale, United States

**Max Speed:** 24 Knots (27.62 MPH)

If you would like to buy a yacht **SATORI - HORIZON YACHTS** or would like help answering any questions concerning purchasing, selling, or chartering a yacht, please call **+1(954)274-4435** or click here on <https://shestakovyachtsales.com>

---

# TABLE OF CONTENTS

---

<b>OVERVIEW .....</b>	<b>3</b>
<b>SPECIFICATIONS .....</b>	<b>4</b>
Basic Information .....	4
Dimensions .....	4
Speed, Capacities and Weight .....	4
Accommodations .....	4
Hull and Deck Information .....	5
Engine Information .....	5
<b>GALLERY .....</b>	<b>6</b>
<b>DETAILED DESCRIPTION .....</b>	<b>14</b>
<b>CONTACTS .....</b>	<b>23</b>

## OVERVIEW

---

Where refinement meets purpose, the 2016 Horizon E88 open-bridge motor yacht stands in exceptionally well maintained condition, enhanced by an array of thoughtful upgrades. Her imposing 21-foot beam provides generous volume throughout, accommodating a four-stateroom layout alongside dedicated crew quarters to ensure a seamless hospitality experience for owners and guests.

The expansive open flybridge is tailored for alfresco entertaining, while a bespoke beach club and a hydraulic hi/lo swim platform make launching toys and enjoying the water effortless. Interior joinery in semi-gloss teak, paired with restrained lacquer accents and carefully curated custom décor, creates an ambiance that channels the relaxed sophistication of a contemporary beach house.

On the main deck, the convenience of a day head complements a welcoming salon, a formal dining area, and a country-style galley, all arranged for effortless living and entertaining as you cruise. John Lindblom's design pedigree is evident in the E88's sleek silhouette and timeless presence, a model celebrated globally for its build quality and thoughtful layout.

Available in both open-bridge and skylounge configurations, the Horizon E88 leverages its substantial beam to deliver roomy accommodations, secure wide side-deck walkarounds, and a single-level main deck that preserves a natural flow between salon and galley. Flexible interior and exterior layouts allow for bespoke customization, ensuring the E88 can be tailored to meet your individual yachting aspirations.

# SPECIFICATIONS

---

## Basic Information

---

**Model Year:**  
2016

**Country:**  
United States

**Year Built:**  
2016

## Dimensions

---

**LOA:**  
88' 0" (26.82 m)

**Max Draft:**  
17' 6" (5.33 m)

**Beam:**  
21' 0" (6.40 m)

## Speed, Capacities and Weight

---

**Cruise Speed:**  
20 Knots (23.02 MPH)

**Water Capacity:**  
500 Gallons

**Max Speed:**  
24 Knots (27.62 MPH)

**Fuel Capacity:**  
2700 Gallons

## Accommodations

---

**Total Heads:**  
5

**Crew Cabin:**  
2

## Hull and Deck Information

---

**Hull Material:**

Fiberglass and Plastic Yachts

**Hull Designer:**

N/A

**Deck Material:**

Fiberglass

**Interior Designer:**

N/A

**Hull Configuration:**

Semi-Displacement

## Engine Information

---

**Engines:**

2

**Engine Type:**

Inboard

**Manufacturer:**




CAT


**Fuel Type:**

Diesel

# GALLERY



















---

# DETAILED DESCRIPTION

---

## Options & notables

---

With 145 GT of interior volume, this immaculately maintained true flush-deck motor yacht marries expansive living areas with precise engineering. Propulsion is provided by twin CAT C32 engines, each producing 1,800 hp, supported by a pair of Onan 29 kW generators, while ABT TRAC Digital 300/9X Zero Speed fin stabilizers deliver exceptional comfort at anchor and ABT bow and stern thrusters rated at 46 HP with 16.25-inch units ensure confident close-quarters maneuvering. A full beach club garage creates effortless access to the water, a full enclosure in excellent condition and a flybridge air-conditioning system supplying in excess of 70,000 BTUs extend enjoyment into shoulder seasons, and a country-style galley with the lower helm discreetly out of sight preserves an open, social main deck that is further enhanced by a rear day bed and two full washer-and-dryer units for prolonged cruising.

Thoroughly serviced and kept current on all maintenance intervals, the yacht has completed its 3,000-hour engine service; the engine room was recently detailed and professionally painted following that milestone. Navigation and connectivity are handled by a handsome, comprehensive Garmin electronics suite and a Starlink internet installation, while guest comfort is assured by all-new AC chillers installed in 2021. Independence and practicality are provided by a Sea Recovery water maker and a Hamann sewage treatment plant, complemented by Benett trim tabs—SST system 36" x 16"—and versatile shore power arrangements comprising two 100-amp shower power connections aft and two 100-amp shore power cord hook-ups forward.

## Salon

---

A manually operated glass sliding door from the aft deck leads into the salon through an aft glass bulkhead equipped with a privacy curtain, where guests step onto an elegant marble entrance floor that transitions to a custom stone finish at the salon threshold. The space feels expansive beneath 6'9" of headroom and a recessed deco ceiling appointed with LED dining lights; the ceiling is finished in white satin lacquer, bordered by white mullions and highlighted with scone lighting. Rich satin-finished maple paneling complements walnut plank flooring, anchored by an Eberson Slate area rug, while electric blinds and power window shades allow precise control of daylight and privacy. Comfort and safety are assured with digital air conditioning control and a combined smoke and carbon monoxide detector. Seating is arranged for both comfort and flexibility, featuring a leather L-shaped sofa, a loveseat and a bespoke lounge chair, with to port a sectional sofa that conceals storage beneath and is paired with an end table and hidden storage lockers. Two swivel arm barrel chairs encircle an ottoman coffee table with tray, accompanied by an additional end table, and to starboard a loveseat with under-seat storage and accompanying end tables provides further intimate seating. Dining is accommodated by a custom table with six chairs, and a forward breakfast bar with three stools mounted on chrome bases with footrests offers a casual setting for meals or cocktails. A custom hi/lo glass screen subtly delineates the salon from the galley while preserving the open flow, and an additional locker is appointed with stemware and glasses for convenient service.

Entertainment and provisioning have been meticulously integrated: a 55-inch Samsung flat-screen TV paired with a DSS receiver for US and Latin American service sits alongside a Samsung Blu-ray player and a second Blu-ray disc player, while audio is supplied by a Bose Lifestyle V35 home theater system with iPod dock together with a Bose home theater system with subwoofer, all

distributed through in-ceiling speakers and housed within a dedicated A/V locker. Service conveniences include built-in liquor, glass and stemware cabinets, a storage cabinet fitted with a Scotsman clear ice cube machine, an additional ice maker and two Sub-Zero twenty-bottle champagne/wine coolers.

## Galley

---

Positioned forward of the main salon, the galley is bathed in natural light from expansive forward viewing windows equipped with wipers, manual privacy blinds and an exterior textiline cover, while additional privacy shades dress the port and starboard corner windows and provide direct access to the forward owners' and guests' staterooms. A discreet lower helm houses concealed full instrumentation and is paired with a 13-inch Mareron systems monitor neatly recessed into custom cabinetry. The interior finishes are refined, with maple satin-finish walls, a lacquered overhead ceiling fitted with dimmable LED lighting, and walnut hardwood floors that give way to granite underfoot across the galley work zone. Storage is thoughtfully arranged with grey-lacquered under-counter cabinets beneath the granite surfaces, overhead hanging cabinets and a hi/lo partition at the breakfast bar to subtly delineate the main salon. Dining and socializing are accommodated by a plush U-shaped dinette upholstered in upgraded leather around a walnut table with a granite inlay, complemented by molded-in seating, an additional swing-out bar stool, a teak pedestal table and practical storage beneath the seating. The galley is comprehensively equipped for fine provisioning and service, featuring built-in Sub-Zero freezers and refrigerators—two of each—with Sub-Zero drawers below and two extra Sub-Zero drawers, a four-burner cook-top, a GE Profile oven with sea rails, a GE Advantium 120 convection unit, a built-in GE convection microwave, a GE dishwasher and a double stainless-steel sink with garbage disposal. Entertainment and atmosphere are assured by a built-in 32-inch Samsung LED TV with remote and DSS receiver, two 8-inch Bose

overhead speakers and a Bose Lifestyle SA-3 system, while safety and convenience are covered by an overhead smoke detector, a carbon monoxide detector and a central vacuum outlet. Elegant stainless-steel cleats and hardware, teak decks and a stair that descends effortlessly to the beach club and swim platform complete the thoughtful detailing.

## Exterior

---

The yacht's exterior is finished in a pristine white gel coat applied over a one-piece hull constructed using SCRIMP cored lamination, featuring a deep skeg and longitudinal girders, alongside a solid fiberglass hull bottom for enduring seaworthiness. High-density foam coring strengthens the hull sides, deck and superstructure, while stringers and additional foam-cored reinforcements further increase rigidity. Interior structural elements are securely bonded to the hull and a robust collision bulkhead provides an extra margin of safety, with an international-brand anti-fouling bottom paint and anti-osmosis treatment protecting performance over the long term.

Forward on deck, a non-skid surface meets a Trend rub rail with a stainless steel insert, and the anchor system is comprehensive: twin Maxwell VWC3500 vertical hydraulic anchor winches, two high-tensile 1/2" by 250' anchor chains, dual anchor chain counters and a pair of stainless steel 80 kg anchors, together with a freshwater anchor chain washdown for easy maintenance. A heavy-duty 2" stainless steel handrail with 1 1/4" stanchions borders the deck, where two deckhouse side entrance doors and four FRP bulwark side doors provide flexible access. Frameless, tinted Low-E tempered glass windows — including a bespoke large "H" window in the master — lend a contemporary, elegant profile, and new U-shaped forward seating with a dinette and sunpads creates an inviting lounge above forward deck lockers sized for fenders and lines.

Aft, the deck and swim platform offer generous volumes, with 7'3" headroom

and a 10' length finished in teak decking and steps that set a refined tone. A self-locking stainless steel sliding door opens into the main salon, while a custom hi/lo teak dining table with chairs establishes the alfresco dining area. The aft deck wet bar is appointed with a sink, ice maker, refrigerator and freezer, accompanied by an electric folding TV cabinet housing a 32" Samsung TV and a Bose Lifestyle SA-3 stereo system for entertainment. Practical details include molded seating, aft deck corner fairleads, internal boat hook holders and a built-in hot/cold shower at the swim platform. Boarding and watercraft handling are simplified by a custom Bensenzoni hydraulic telescopic gangway and a hydraulic hi/lo swim platform rated to 1,500 lb/700 kg, while a hydraulic full-width stern door opens to reveal a beach club. Ten stainless steel sockets on the swim platform accept removable handrails, and dedicated docking controls make close-quarters maneuvering effortless.

The side decks favor safe, comfortable passage with 17" wide nonskid walkways, deck drains and raised 36" bulwarks illuminated by courtesy lights. Deck hardware is specified for secure mooring with port and starboard 1/4 and 3/4 positions featuring 13" stainless steel cleats and fairleads, boarding gates that open inboard and a 2 1/4" stainless steel bulwarks grab rail. Serviceability is comprehensive, with port and starboard side deck freshwater fill, fuel and holding tank points, as well as portside deck hold tank, water and fuel deck fittings, all illuminated by overhead white LED lighting along the port and side decks.

## **Flybridge & boat deck**

---

The non-skid surfaces of the flybridge and boat deck afford a comfortable 6'11" of headroom, with removable stainless steel rails encircling the boat deck and oversized drains with strainers at each corner channeling water to internal overboard drains for immaculate deck management. Social spaces are appointed with custom FRP seating and dinette tables, three custom stainless

steel bar stools, and a well-equipped wet bar featuring an FRP cabinet with sink, fridge and ice maker, while a hi/lo propane BBQ serves the aft boat deck. A fiberglass radar arch with antenna bracket supports twin Tokai Sunshine search lights and Buell air horns, and the hardtop is fitted with dual hatches. Tender handling is made effortless by the Steelhead SM2500 hydraulic dinghy davit. The helm console is comprehensively equipped with a full set of engine gauges, an equipment monitoring system, fuel and water gauges, a Danforth magnetic compass, a bilge pump panel and navigation lights, all centered around a Stidd helm chair. Comfort and ambiance are assured by a fully air-conditioned bridge, overhead LED lights on dimmers and a full four-sided enclosure, with entertainment provided by a 32-inch Samsung LED TV and a Bose Lifestyle SA-3 home theater system. Navigation and communications are commanded by a Garmin 8000 navigational system with three GPSMAP 8215 MEF 15-inch multifunction displays, supported by a GMR 624 HD open array radar rated at 6 kW with a 72 nm range and a GMR 1226 HD open array radar rated at 12 kW with a 72 nm range, a GXM Satellite weather antenna, two 300 Marine VHF's and an AIS 600 Class B Transceiver. Precise helm control is delivered via a GHC 20 Marine Autopilot control unit paired with a GHP 20 Marine Autopilot system with smart pump, backed by GRF 10 Garmin rudder feedback and a GMI 20 Digital Marine instrument display with wind transducer and a depth, speed, and temperature transducer, all networked through a GND 10 Black box bridge and a GNT 20 NMEA 2000 transceiver, with onboard connectivity provided by a Marine Wifi adapter kit.

## Engine & propulsion

---

At the core of the yacht sit twin CAT C32A 1800 hp Tier III diesel engines paired with reduction gears, delivering immediate and assured thrust transmitted through Aquamet 22HS stainless steel shafts to efficient five-blade propellers. The propulsion assembly is carried on main and intermediate bronze struts

with backing plates, while shaft and rudder packing glands are sealed with Tides Marine seals to preserve a reliably dry installation. Operational command has been carefully considered: a compact lower helm with control and display screens is positioned on the main deck, a dedicated docking station is located on the port side of the aft deck, and Glendinning engine controls provide primary management with an integrated backup system and remote control for added reassurance. Steering precision is achieved through a Hynautic power steering system that moves a stainless rudder protected by sacrificial zincs, and a stainless steel emergency tiller is stowed in the rudder cabin for absolute peace of mind.

Confident handling at all speeds is supported by hydraulic ABT bow and stern thrusters rated at 45 hp, while a Zero Speed stabilizer 300/9X improves comfort both underway and when at anchor. Bennett stainless steel hydraulic trim tabs allow refined trimming of the running attitude, and a complete Delta-T engine room ventilation system maintains optimal airflow and cooling. The engines breathe through an underwater exhaust system equipped with mufflers and are mounted on a stainless steel engine bed bonded to the FRP hull girder to ensure structural integrity, alignment and reduced vibration. Safety and serviceability are heightened by comprehensive fire insulation and an insulated engine room door, an engine alarm system monitoring low oil pressure and high water temperature, and practical onboard utilities including an air compressor and a central vacuum cleaner.

## Mechanical systems

---

The vessel's climate-control is built around a chilled water Marine Air air conditioning installation, backed by a secondary AC circulation pump to ensure continuous comfort and simplified servicing. Fuel capacity is provided by 2,700 gallon aluminum tanks equipped with both sight and electric gauges and each engine benefits from dual Racor 75/1000MA fuel filters/water

separators; fuel handling is further supported by an electric transfer pump, a manual emergency spare pump and a Reverso FPS210 fuel polishing unit. Routine maintenance is simplified by an oil change pump system that serves both main engines and the generator.

Potable water management combines substantial storage and onboard production, with 500 gallon fiberglass tanks and a Sea Recovery AQM watermaker producing 900 gallons per day. Water is delivered under pressure by a high volume AC fresh water pump with a DC backup, and all fresh water is polished through charcoal filters located in the main supply line and at the galley, all run on marine grade plumbing. Hot water needs are met by two 30 gallon water heaters fed by a hot water circulation pump. Waste systems include a Hamann waste treatment unit and a Tecma toilet system discharging to a 200 gallon holding tank with macerator pump, a 100 gallon sump tank, and a Y valve with a deck fitting for convenient dockside pump out. Safety and bilge control are comprehensive, with five electric Rule bilge pumps, two manual bilge pumps located in the engine room and forward cabin, bilge exhaust ventilation fans, a fixed FM200 fire extinguisher for the engine room with remote control and automatic shutdown capability, and four portable fire extinguishers housed in recessed lockers.

## Electrical systems

---

An all-LED lighting scheme bathes both interior and exterior spaces in elegant, efficient illumination, with all circuits monitored and managed by a Maretron monitoring and control system for precise oversight. Shipboard power is anchored by twin Onan 32 kW generators housed in sound shields, supported by a 100A shore power arrangement that includes two 100A cable masters, two 100A ISO boost transformers and two 100A shore power plugs on the forward deck for flexible connectivity. House energy is managed by dual Xantrex XW4024 inverter/chargers alongside a vapor-proof battery switch,

while engine starting is supplied by four 255Ah AGM starter batteries maintained by a Charles charger. The vessel's 24V DC service depends on eight 210Ah AGM batteries, with two additional 210Ah AGM units held in reserve as emergency power and serviced by a dedicated Charles charger. A generator gauge on the flybridge, complete with two start/stop buttons, offers simple, direct control. Safety and long-term protection are addressed with GFI protection for all AC outlets in the heads, galley and engine room, a comprehensive electrolysis bonding system and cathodic protection provided by zinc anodes on shafts, struts and related fittings. After dusk, four underwater lights and two stern docking lights enhance visibility and cast a distinctive, inviting glow alongside.

## Disclaimer

---

The particulars contained in this brochure are supplied in good faith for the convenience of prospective clients; however, neither the precision of these details nor the current condition of the yacht can be guaranteed or warranted. The vessel is offered subject to prior sale, changes in price, or withdrawal from the market without notice. Furnished as a courtesy by the yacht broker, this information is not intended to be, and should not be construed as, the broker's direct representation of any specific yacht for sale.

# CONTACTS

---

Shestakov Yacht Sales is a brokerage company specializing in the sale and service of yachts worldwide. The company offers services for buying and selling both new and used motor yachts, sailing vessels, and luxury superyachts. They also provide yacht registration, insurance, technical maintenance, crew selection, and charter organization services across the U.S., Canada, Latin America, the Caribbean, and the Bahamas.

The founder and lead broker of the company is Andrey Shestakov, a licensed and certified expert with extensive experience in marine engineering and shipbuilding.

The company has an extensive network of partnerships with major yacht manufacturers worldwide and provides services in multiple languages, including Russian, Ukrainian, Spanish, and English. The office is in Dania Beach, Florida, USA.

For more information and to view available yachts, you can visit the company's official website: <https://shestakovyachtsales.com>

## Contact details

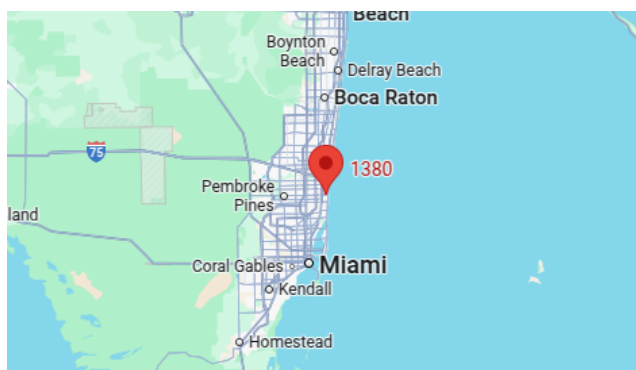
---

**Phone:** +1(954)274-4435

**Email:** [andrey@shestakovyachtsales.com](mailto:andrey@shestakovyachtsales.com)

## Address

---



1380 Weeping Willow Way, Hollywood,  
Florida 33019