

## SEA EAGLE - NORSEMAN YACHTS



**Builder:** [NORSEMAN YACHTS](#)

**Beam:** 13' 0" (3.96 m)

**Year Built:** 1984

**Min Draft:** 18' 1" (5.50 m)

**Model:** Norseman 447

**Max Draft:** 18' 1" (5.50 m)

**Price:** \$149,000 USD Subject to change.

[See full listing on our website](#)

**Location:** Newport, United States

**LOA:** 44' 0" (13.41 m)

---

# TABLE OF CONTENTS

---

<b>OVERVIEW .....</b>	<b>3</b>
<b>SPECIFICATIONS .....</b>	<b>4</b>
Basic Information .....	4
Dimensions .....	4
Speed, Capacities and Weight .....	4
Accommodations .....	4
Hull and Deck Information .....	5
Engine Information .....	5
<b>GALLERY .....</b>	<b>6</b>
<b>DETAILED DESCRIPTION .....</b>	<b>14</b>
<b>CONTACTS .....</b>	<b>21</b>

# OVERVIEW

---

## Norseman 447: A Premier Bluewater Cruiser

The Norseman 447 stands as a testament to durability and dependability, offering a premier bluewater cruising experience. This yacht has delivered countless safe voyages and serene nights at anchor for its current owners. Now available for yacht sales, this vessel is perfect for those looking to buy a yacht that promises both adventure and tranquility. Explore yacht sales in the current boat location and seize the opportunity to own a yacht that embodies luxury and reliability.

# SPECIFICATIONS

---

## Basic Information

---

**Category:**  
Sail yachts

**Year Built:**  
1984

**Sub category:**  
Cruising Sailboats for Sale

**Country:**  
United States

**Model Year:**  
1984

## Dimensions

---

**LOA:**  
44' 0" (13.41 m)

**Beam:**  
13' 0" (3.96 m)

**Min Draft:**  
18' 1" (5.50 m)

**Max Draft:**  
18' 1" (5.50 m)

## Speed, Capacities and Weight

---

**Water Capacity:**  
100 Gallons

**Fuel Capacity:**  
76 Gallons

## Accommodations

---

**Total Heads:**  
2

## Hull and Deck Information

---

**Hull Material:**

Fiberglass and Plastic Yachts

**Hull Designer:**

Robert H. Perry

**Deck Material:**

Fiberglass

**Interior Designer:**

Robert H. Perry

**Hull Configuration:**

Monohull

## Engine Information

---

**Engines:**

1

**Engine Type:**

Inboard




**Manufacturer:**

westerbeke

**Fuel Type:**


Diesel

# GALLERY




















---

# DETAILED DESCRIPTION

---

## Section name

---

The Norseman 447 is a solid and reliable bluewater cruiser that has provided its current owners with years of safe passagemaking and comfortable evenings of relaxation at anchor. The center cockpit design offers excellent visibility and ease of handling, featuring a furling mainsail and genoa, with all control lines conveniently leading to the cockpit. The bimini and dodger provide superb protection from the elements, ensuring a comfortable journey in various weather conditions. Equipped with a large-screen chart plotter and advanced sailing instruments, navigation becomes a seamless and enjoyable experience. Below deck, the yacht boasts a cozy main salon complete with a dining table and seating area, perfect for leisurely meals and gatherings. The spacious galley is well-equipped for preparing meals, while the nav station offers ample space for chart work and communications, with the breaker panel easily accessible. The aft cabin comfortably accommodates two in a double bed, with deck hatches and transom windows providing abundant natural light. This cabin also features an ensuite head and shower for added convenience. A second forward cabin offers guests adequate sleeping quarters and plenty of storage space. This Norseman 447 is fully prepared for your adventures to begin, offering a perfect blend of comfort, functionality, and style.

## Design and construction

---

SEA EAGLE is a Norseman 447 designed by the renowned Robert Perry, showcasing exceptional craftsmanship and engineering. The hull is constructed using a monolithic fiberglass design with an Airex foam core, ensuring both strength and durability. Similarly, the deck is crafted from

monolithic fiberglass, featuring a balsa core for added resilience. The deck is securely bonded and fastened to the hull, incorporating a through-bolted toe rail for enhanced stability. The elegant teak decks are meticulously glued and fastened to the outer fiberglass layer, adding a touch of classic sophistication. Inside, the bulkheads are made from marine plywood, laminated into place to provide structural integrity and robustness. This meticulous attention to design and construction details ensures that SEA EAGLE is not only aesthetically pleasing but also built to withstand the rigors of the sea.

## Accommodations

---

The accommodations aboard this yacht are designed for comfort and convenience, ensuring a luxurious experience at sea. The main salon features a welcoming dining table and seating area, perfect for relaxing or entertaining guests. It includes a day head and shower, along with a hanging locker and cubby storage, providing ample space for personal belongings. Additional storage is cleverly integrated under the seating, and 12V circulation fans ensure a pleasant atmosphere.

In the forward cabin, you'll find a spacious V-berth measuring 77 inches by 56 inches, accompanied by locker and cubby storage for all your essentials. Under berth storage and access to the chain locker add to the practicality of this space, while 12V circulation fans and a deck hatch provide ventilation and natural light.

The aft cabin offers a comfortable double bed measuring 78 inches by 70 inches, complete with a vanity and mirror for added convenience. This cabin also features an ensuite head and shower, a hanging locker, and storage drawers, ensuring everything has its place. Like the other areas, it is equipped with 12V circulation fans and a deck hatch for optimal comfort.

The galley is well-appointed with a propane oven and three-burner stove, a stainless steel double sink, and both top and side accessible refrigerator. A

top-loading freezer and microwave add to the functionality, while ample lighting and storage make meal preparation a breeze. These accommodations are thoughtfully designed to enhance your yachting experience, combining practicality with elegance.

## Cockpit

---

The cockpit of this yacht is thoughtfully designed to enhance both functionality and comfort. It features a self-draining design, ensuring that water is efficiently removed, keeping the area dry and safe. A canvas bimini and dodger provide excellent protection from the elements, allowing you to enjoy your time on deck regardless of the weather. The stainless steel steering wheel, elegantly covered in leather, offers a touch of luxury and precision handling. At the helm, a pedestal with a binnacle compass ensures accurate navigation, while the main, primary, and pit winches are strategically positioned for optimal sail control.

A chart plotter is conveniently located for easy access, making navigation straightforward and efficient. All control lines are led to the cockpit, allowing for seamless operation and management of the yacht's sails and rigging. Safety is a priority, with a man-overboard button readily available for emergencies. Additionally, a deck shower is installed, providing a refreshing rinse after a swim or a day spent in the sun. This cockpit is designed to offer a perfect blend of practicality, safety, and comfort, making it an ideal space for both relaxation and active sailing.

## Deck

---

The deck of this yacht is a masterclass in both style and functionality, featuring elegant teak decks that not only enhance the aesthetic appeal but also provide a durable and non-slip surface. Ample in-deck storage lockers are seamlessly

integrated, offering convenient space for stowing gear and equipment. Ventilation dorades are strategically placed to ensure optimal airflow throughout the vessel, enhancing comfort during your voyages.

For easy access to the water, a transom swim ladder is installed, making it simple to enjoy a refreshing dip or to board the yacht from the sea. The deck is also equipped with a tender engine hoist and mounting board, facilitating the easy handling and storage of your tender. Mast pulpits add an extra layer of safety and security, providing sturdy support when moving around the deck. This deck is designed to offer a perfect blend of elegance, practicality, and safety, making it an ideal space for both relaxation and active sailing.

## Electronics

---

The electronics suite on this yacht is equipped with advanced technology to ensure a seamless and efficient navigation experience. At the heart of the system is the Raymarine E120 chartplotter with GPS 130, providing precise and reliable positioning data. The Raytheon ST 290 autopilot offers exceptional control, allowing for effortless steering and course management. For enhanced situational awareness, the Raymarine RL 80C radar delivers clear and accurate readings, ensuring safe passage in various conditions.

The yacht is also outfitted with Raymarine Sea Talk instruments, including a new depth sounder, which provide comprehensive data to assist in navigation and decision-making. Communication is facilitated by the ICOM 802 single sideband radio, offering long-range connectivity, and the ICOM ICM 602 VHF radio, ensuring clear and reliable communication over shorter distances. This sophisticated electronics package is designed to enhance your yachting experience, providing the tools necessary for safe and enjoyable voyages.

## Electrical and mechanical

---

The electrical and mechanical systems on this yacht are designed to provide reliable and efficient performance, ensuring a comfortable and seamless experience on the water. The yacht is equipped with a 12 V electrical system, complemented by a 30 Amp shore power service for versatile power management. It features two AGM 8D batteries and a Group 31 start battery, providing ample power storage for all onboard systems.

The DC panel is equipped with Blue Seas battery switches and a custom breaker panel, allowing for precise control and monitoring of the electrical system. A Mastervolt 2000 inverter/charger, newly installed in 2024, ensures efficient power conversion and battery charging. The Balmar 210 12 VDC alternator further enhances the system's reliability by providing consistent power generation.

For refrigeration needs, the yacht is fitted with a 12V Sea Frost freezer/reefer unit, ensuring your provisions remain fresh throughout your journey. Comfort is further enhanced with an air conditioning system, providing a pleasant onboard environment regardless of the weather. LED masthead tri-color navigation lights offer energy-efficient and reliable illumination, ensuring visibility and safety during nighttime sailing. This comprehensive electrical and mechanical setup is designed to support all your yachting adventures with ease and efficiency.

## Rigging and sails

---

The rigging and sails of this yacht are meticulously designed to ensure optimal performance and ease of handling. The standing rigging is crafted from 1 x 19 stainless steel wire, installed in 2005, providing robust support and durability. The mast is a Shaefer two-spreader painted aluminum design, paired with a Shaefer roller furling boom for the mainsail, also from 2005. A Shaefer boom

vang and a Navtec hydraulic backstay adjustment enhance the rigging's functionality, while an inner forestay and staysail offer additional sail options. For emergency situations, an emergency tiller is included.

The yacht is equipped with a comprehensive set of winches to facilitate sail handling. This includes two Andersen 58 ST 2-speed electric primary winches, an Andersen 46 ST 2-speed electric mainsail winch, and a combination of Lewmar 40 ST 2-speed electric and manual pit winches. Additionally, two Lewmar 43 ST 2-speed mast winches ensure efficient sail adjustments.

The sail inventory is equally impressive, featuring a full batten Quantum furling mainsail and a 130% Quantum manual furling genoa, complemented by a staysail. The sail dimensions are carefully calculated, with an I measurement of 56.00 ft, J of 18.90 ft, P of 51.00 ft, and E of 16.00 ft. The sail area for the fore is 529.2 square feet, while the main sail area is 408.00 square feet. This rigging and sail setup is designed to deliver exceptional sailing performance, making it ideal for both leisurely cruising and more competitive sailing endeavors.

## Propulsion

---

The propulsion system of this yacht is engineered for reliability and performance, featuring a Westerbeke 71 C4 diesel engine that has been repowered in 2005 and has logged 2,820 hours. This robust engine is paired with a Borg Warner gear drive, ensuring smooth and efficient power transmission. The propulsion setup includes a stainless steel shaft supported by a bronze strut, which provides durability and stability during operation. Enhancing the yacht's maneuverability and efficiency is a three-blade feathering Max Prop, designed to optimize propulsion under various sailing conditions. This comprehensive propulsion system is crafted to deliver dependable power and control, making it ideal for both leisurely cruising and more demanding voyages.

## Mooring and anchoring

---

The mooring and anchoring system of this yacht is designed to provide security and peace of mind in various conditions. At the heart of the system is a Nilsson NZ windlass, which ensures effortless handling of the anchor. The primary anchor is a robust 60 lb plow, paired with 200 feet of 3/8-inch galvanized chain and an additional 50 feet of 3/4-inch nylon rode, offering reliable holding power and flexibility. A three-strand snubber is included to absorb shock loads, enhancing the system's overall stability.

For added security, an emergency Fortress anchor is on board, ready to deploy if needed. Additionally, spare anchor chain and rode are available, ensuring you are well-prepared for any anchoring situation. This comprehensive mooring and anchoring setup is crafted to deliver dependable performance, making it ideal for both tranquil anchorages and more challenging conditions.

## Exclusions

---

In the sale of this yacht, it is important to note that the owner's personal effects are not included. These items, which hold personal significance and value to the owner, will be removed prior to the transfer of ownership. This ensures that the yacht is delivered in a condition ready for the new owner to personalize and make their own, while respecting the current owner's personal belongings.

# CONTACTS

---

Shestakov Yacht Sales is a brokerage company specializing in the sale and service of yachts worldwide. The company offers services for buying and selling both new and used motor yachts, sailing vessels, and luxury superyachts. They also provide yacht registration, insurance, technical maintenance, crew selection, and charter organization services across the U.S., Canada, Latin America, the Caribbean, and the Bahamas.

The founder and lead broker of the company is Andrey Shestakov, a licensed and certified expert with extensive experience in marine engineering and shipbuilding.

The company has an extensive network of partnerships with major yacht manufacturers worldwide and provides services in multiple languages, including Russian, Ukrainian, Spanish, and English. The office is in Dania Beach, Florida, USA.

For more information and to view available yachts, you can visit the company's official website: <https://shestakovyachtsales.com>

## Contact details

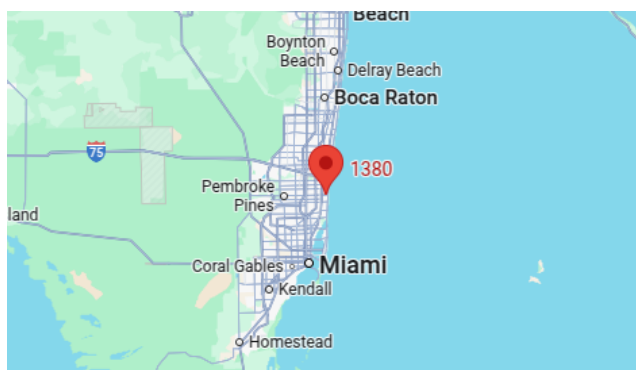
---

**Phone:** +1(954)274-4435

**Email:** [andrey@shestakovyachtsales.com](mailto:andrey@shestakovyachtsales.com)

## Address

---



1380 Weeping Willow Way, Hollywood,  
Florida 33019