

## **BENETEAU SENSE 50 - BENETEAU**



**Builder:** [Beneteau](#)

**Beam:** 16' 0" (4.86 m)

**Year Built:** 2012

**Max Draft:** 7' 3" (2.20 m)

**Model:** Beneteau Sense 50

**Price:** \$274,477.06 USD Subject to change.

[See full listing on our website](#)

**Location:** Corfu, Greece

**LOA:** 49' 0" (14.98 m)

---

# TABLE OF CONTENTS

---

**OVERVIEW ..... 3**

**SPECIFICATIONS ..... 6**

    Basic Information ..... 6

    Dimensions ..... 6

    Speed, Capacities and Weight ..... 6

    Hull and Deck Information ..... 7

    Engine Information ..... 7

**GALLERY ..... 8**

**CONTACTS ..... 11**

## OVERVIEW

---

The 2012 Beneteau Sense 50 reinterprets contemporary cruising with an exceptional balance of liveaboard refinement and genuine bluewater capability, offering generous interior volume, poised seakeeping and uncomplicated handling for languid Mediterranean cruises or confident offshore passages. Conceived around Beneteau's Sense philosophy, her broad 4.86 m beam and carefully proportioned hull deliver the feel of a floating apartment while retaining the stability and performance of a seaworthy monohull, making her ideal for family cruising, extended coastal exploration and long distance adventures.

At 14.98 m LOA with a 2.20 m draft, a displacement of 15,265 kg and 4,450 kg of ballast, this performance cruiser has been designed to maximize natural light, circulation and interior space without sacrificing seakeeping or helm responsiveness. Laid down by Beneteau in 2012, she embodies a modern approach to passagemaking where effortless living and intuitive control converge; the expansive cockpit and considered deck ergonomics prioritize simplicity and safety, with all control lines led for straightforward shorthanded sailing and an on deck arrangement that enhances both comfort and usability. Propulsion is delivered by a Yanmar 4JH4 TE diesel rated at 75 HP (55 kW), installed in November 2011 and paired with an 80 Ah alternator for effective charging underway. Fuel capacity of 415 L supports generous range between stops, while a Cummins Onan 230 V 6 kW generator provides dependable hotel power at anchor, able to underpin air conditioning, galley appliances and entertainment systems. Electrical autonomy is furthered by a 230 V / 2000 W inverter that complements shore power and alternator charging to maintain a seamless 12 V/230 V onboard system; the electrical installation benefited from a 2024 refresh with four new 140 Ah service batteries and renewed bow thruster batteries, accompanied by a 110 Ah start battery installed in 2021 and

a dedicated 110 Ah generator battery for a robust and reliable power reserve. A comprehensive Raymarine navigation and electronics suite furnishes full situational awareness for both coastal passages and ocean crossings, with twin E90 chartplotters paired with an E120 HybridTouch for flexible helm and nav station displays. The Raymarine ST70 instruments and X30 autopilot provide precise course keeping on long legs, while an Em Trak B100 Class B AIS, Raymarine radar and a Raymarine 49E VHF with GPS integration enhance collision awareness, traffic monitoring and communications, elevating the yacht's capability as a true bluewater cruiser.

Sail handling is arranged for versatility and ease, with a 63 m<sup>2</sup> mainsail and a 60 m<sup>2</sup> 105% genoa comprising the primary sail plan, complemented by a 185 m<sup>2</sup> asymmetric spinnaker for thrilling off wind performance and a self tacking jib that simplifies short handed maneuvers. Practical cruising equipment includes 100 m of anchor chain with a chain counter for confident anchoring in varied seabeds and a full fender suite (6 × 23 × 85 and 4 × 24 × 70) to support neat, low stress Mediterranean moorings.

Below deck, the Sense concept is expressed in a luminous, flowing interior that links naturally with the cockpit and accommodates privacy and conviviality in equal measure. Sleeping arrangements comprise a forward cabin and a starboard guest cabin together with a convertible saloon to berth up to six guests comfortably, while abundant glazing and thoughtful ventilation create a warm, inviting atmosphere for extended liveaboard use. Comfort systems include an Eberspächer heating installation and 230 V air conditioning rated at 560 W, and entertainment is handled by a Philips TV with Apple TV integration for relaxed evenings after a day under sail.

Self sufficiency is enhanced by a Dessalator watermaker producing 50–60 L/h, supporting the 330 L freshwater capacity for extended periods away from shore, while shore power and the engine's 80 Ah alternator feed the upgraded battery bank and inverter to ensure reliable power for domestic systems and

navigation electronics. A meticulous refit at Gouvia Marina included a professional Awlgrip Vivid Red hull finish (codes G7367 / F7200), the kind of presentation that reflects careful maintenance throughout the yacht and readiness for immediate enjoyment.

Every essential specification is present to support confident cruising: 14.98 m overall length, a generous 4.86 m beam that amplifies stability and interior volume, a 2.20 m draft for balanced upwind performance, and displacement and ballast figures that deliver composed behavior in a range of conditions. From the helm, the integrated Raymarine platform centralizes pilotage, routing and collision avoidance; underway, the Yanmar auxiliary instils quiet confidence; at anchor, the Onan genset, inverter and upgraded batteries sustain independent comfort; and under sail, the mainsail, genoa, self tacking jib and asymmetric spinnaker carry her with poise across light airs and bracing breezes. Presented as a turnkey cruising platform, this 2012 Beneteau Sense 50 is a well appointed, well maintained bluewater yacht—distinguished by its Awlgrip Vivid Red hull, comprehensive Raymarine electronics and Em Trak Class B AIS, powered by a Yanmar 75 HP engine and a Cummins Onan 6 kW generator, supplied with a Dessalator watermaker and 330 L freshwater capacity, and refined with Eberspächer heating and 230 V air conditioning—ready for her next horizon with a complete photo and video package available on request.

---

# SPECIFICATIONS

---

## Basic Information

---

**Model Year:**  
2012

**Country:**  
Greece

**Year Built:**  
2012

## Dimensions

---

**LOA:**  
49' 0" (14.98 m)

**Max Draft:**  
7' 3" (2.20 m)

**Beam:**  
16' 0" (4.86 m)

## Speed, Capacities and Weight

---

**Water Capacity:**  
87.18 Gallons

**Fuel Capacity:**  
109.63 Gallons

## Hull and Deck Information

---

**Hull Material:**

Fiberglass and Plastic Yachts

**Hull Designer:**

N/A

**Deck Material:**

GRP

**Interior Designer:**

N/A

**Hull Configuration:**

N/A

## Engine Information

---

**Engines:**

1


**Fuel Type:**



Diesel

**Manufacturer:**

Yanmar

# GALLERY







# CONTACTS

---

Shestakov Yacht Sales is a brokerage company specializing in the sale and service of yachts worldwide. The company offers services for buying and selling both new and used motor yachts, sailing vessels, and luxury superyachts. They also provide yacht registration, insurance, technical maintenance, crew selection, and charter organization services across the U.S., Canada, Latin America, the Caribbean, and the Bahamas.

The founder and lead broker of the company is Andrey Shestakov, a licensed and certified expert with extensive experience in marine engineering and shipbuilding.

The company has an extensive network of partnerships with major yacht manufacturers worldwide and provides services in multiple languages, including Russian, Ukrainian, Spanish, and English. The office is in Dania Beach, Florida, USA.

For more information and to view available yachts, you can visit the company's official website: <https://shestakovyachtsales.com>

## Contact details

---

**Phone:** +1(954)274-4435

**Email:** [andrey@shestakovyachtsales.com](mailto:andrey@shestakovyachtsales.com)

## Address

---



1380 Weeping Willow Way, Hollywood,  
Florida 33019