

## ADDICTED — AZIMUT



**Судостроитель:** [AZIMUT](#)

**Год постройки:** 2010

**Модель:** Моторная яхта

**Цена:** **ЦЕНА ЯХТЫ ПО ЗАПРОСУ**

**Местонахождение:** United States

**Длина общая:** 70' 11" (21.62m)

**Ширина:** 18' 5" (5.61m)

**Мин. осадка:** 3' 10" (1.17m)

**Макс. осадка:** 5' 4" (1.63m)

**Крейс. скорость:** 28 Kts. (32 MPH)

**Макс. скорость:** 32 Kts. (37 MPH)

Купить **Addicted — AZIMUT** а также выбрать подходящую вам яхту из нашего каталога яхт вам поможет опытный яхтенный брокер Андрей Шестаков. На сегодняшний день компания **Shestakov Yacht Sales Inc.** имеет большое количество яхт в собственном списке продаж, а также тесно сотрудничает со всеми крупными яхтенными производителями по всему миру.

Для того чтобы купить яхту **Addicted — AZIMUT** а также проконсультироваться по любому вопросу связанному с покупкой, продажей, чартером яхт позвоните по телефону **+7(918)465-66-44**.

# ОГЛАВЛЕНИЕ

---

ОГЛАВЛЕНИЕ	2
ХАРАКТЕРИСТИКИ	4
Обзор	4
Основная информация	4
Размеры	4
Скорость, вместимость и масса	5
Размещение	5
Корпус и палуба	5
Информация о двигателе	5
ПОДРОБНОЕ ОПИСАНИЕ	6
Optional Equipment	6
Electronics and Navigational Equipment	6
Master Cabin	7
Master Head Compartment	8
VIP Cabin	9
VIP Head Compartment	10
Guest Cabin (Port Side)	10
Guest Cabin (Starboard Side)	11
Salon	13
Galley	13
Dinette	14
Crew Quarters	14
Helm station	15
Remarks	17
Features	17
Flybridge	18
Deck Bridge and Cockpit	20
ENGINE ROOM	21

FIRE FIGHTING SYSTEM	21
Lower Deck	21
Bow	22
Bow Thruster	22
BILGE SYSTEM	23
A/C SYSTEM, VENTILATION AND EXTRACTION	23
Electrical System	23
Remote Fuel Shut Off	25
ENGINE EXHAUST EMISSION	25
FRESH WATER SYSTEM	25
VENTILATION	26
SEA WATER SYSTEM	26
BLACK WATER TANKS	26
GREY WATER TANKS	27
FUEL SYSTEM	27
Stern	27
Rudders	28
HYDRAULIC SYSTEM	28
MISCELLANEOUS	29
Исключения	29
Отказ от ответственности	29
ФОТОГРАФИИ	30
КОНТАКТЫ	34
Контактная информация	34
Телефоны	34
Время работы	34
Адрес	34

# ХАРАКТЕРИСТИКИ

## Обзор

**The comfort of 4 suites, the elegance of the main deck, and the largest flybridge in its category.**

The Azimut 70's 22 meters of hull length seem endless in a photograph... and it appears even larger in the water, elegantly reflecting the grace with which it was designed. A revolution that continues to provide new thrills.

This sense of grandeur is amplified, when admiring the unprecedented design of the windows that designer Stefano Righini, intended to be "extreme". They are as tall and wide as they are extreme, with a surface of over 15 square meters. Extreme in design, with their elegant "shark's fin" that rises from the deckhouse, extending into the perfect elliptical design of the window panes. Extreme also in terms of the amount of natural light that penetrates through them.

The lower deck is the most comprehensive in its class with 4 cabins and 4 bathrooms. As the largest flybridge in its category, the Azimut 70 offers 30 square meters to enjoy betwixt the sky and the sea; over 15 square meters of glass surfaces that allow light to cascade through; balanced design that is typical to the entire range. It is not by chance that the 70 is a huge success, and it is not by chance that it is an Azimut

## Основная информация

**Тип судна:** Моторная яхта

**Подкатегория:** Sedan Cruiser

**Модельный год:** 2010

**Год постройки:** 2010

**Страна:** United States

**Открытая палуба мостика:** Да

**Кубрик:** Да

## Размеры

**Длина общая:** 70' 11" (21.62m)

**Длина по ватерлинии:** 70' 11" (21.62m)

**Ширина:** 18' 5" (5.61m)

**Мин. осадка:** 3' 10" (1.17m)

**Макс. осадка:** 5' 4" (1.63m)

**Трапы:** 18' 7" (5.66m)

## Скорость, вместимость и масса

---

**Крейс. скорость:** 28 Kts. (32 MPH)

**Макс. скорость:** 32 Kts. (37 MPH)

**Чистый вес:** 45 Pounds

**Вместимость воды:** 317 Gallons

**Вместимость сточного бака:** 1199 Gallons

**Объем топливного бака:** 1269 Gallons

## Размещение

---

**Всего кают:** 4

**Всего коек:** 8

**Спальные места:** 8

**Всего ком. состава:** 4

**Каюты экипажа:** 1

**Койки экипажа:** 2

**Спальных мест экипажа:** 2

**Комм. состав экипажа:** 1

## Корпус и палуба

---

**Материал корпуса:** Fiberglass

**Материал палубы:** Fiberglass

**Комплектация корпуса:** Deep Vee

**Цвет корпуса:** Ch

**Дизайнер экстерьера:** Stefano Righini

**Дизайнер интерьера:** Carlo Galeazzi

## Информация о двигателе

---

**Двигатели:** 2

**Производитель:** MAN

**Модель:** V12 Common Rail

**Тип двигателя:** Inboard

**Тип топлива:** Diesel

---

# ПОДРОБНОЕ ОПИСАНИЕ

---

## Optional Equipment

---

3 Lounges for Bridge 4 Chairs 8 Sets of Towels Aft Lights on Bridge Central Vac Deluxe Curtain Double Cable Master Electric Backrests Salon Engine Controls in Chrome G Series Package 2 Gangway Hardtop Head Tops in Marble Hull Paint Joystick Lines all Cabins including Crew Safe in Master Stern Thruster Teak Cutting Board Teak on Fly Two Lamps Underwater Lights Wooden Floor in Galley, Helm Delete Bidet

## Electronics and Navigational Equipment

---

### Helm Station

E120 display (2)

Log + speedometer

Depth finder

Motronica display +encoder

6002 autopilot

ST 6002 Tridata

Rexroth levers

R240 VHF

2 Analogs

2 Digital man indicators

Cigarette lighter

Joystick for trim tabs/joystick for wipers

### Flybridge

80 display

6002 autopilot

ST 6002 Tridata

Raymarine 48 nm aerial

Rexroth levers

R240E VHF - second station

2 Man indicators

Cigarette lighters

Steering joystick

Joystick for new trim tab

Stereo / CD radio watertight cover

Log

Cartographic plotter

Autopilot

GPS

Due to the continued updating of electronic instrumentation, the package mentioned above is subject to change without any warning.

## **Master Cabin**

---

Stairs to enter the cabin

1 Double bed

Mattress, pillows and bedspread

Smoked glass mirrors on headboard

Headboard in technical fabric

1 Armchair at bow

1 Armchair at stern

2 Appliques on headboard

Furniture in matt varnished (decapé) oak wood

Walk-in wardrobe

Chest of drawers

Vanity unit

TV fitting

4 drawers under TV

Spot lighting

4 portholes that can be opened (2 on each side)

8 windows (4 on each side)

Deck hatch (emergency exit through the walk-in wardrobe)

Master cabin head compartment entrance

Carpeted floor

Venetian blinds

---

## Master Head Compartment

---

Entrance from master cabin

TECMA W.C.

2 washbasins with top in light coloured marble

2 taps

Integrated mixer tap with thermostatic function

Shower cubicle with tray in light-coloured marble

Stainless steel soap holder integrated in the shower column

Bidet

2 cabinets + 2 wall cabinets

Cabinet with 2 wooden shutters, under the washbasins

Wooden floor



Spot lighting

1 porthole that can be opened, complete with wooden venetian blind

1 air extractor

Chrome-plated head accessories

## VIP Cabin

---

1 Double bed

Mattress, pillows and bedspread

Headboard in technical fabric Smoked glass mirrors on headboard

Furniture in varnished (decapé) oak wood

1 Wardrobe

2 Wall cabinets

1 Drawer unit under the bed

1 Mirror

2 Appliques on headboard

Spot lighting

2 Portholes that can be opened (1 on each side)

10 Windows (5 on each side)

Deck hatch leading to the sunbathing area at bow

Head compartment entrance

TV fitting

Carpeted floor

Wooden venetian blinds

Wooden facing on bulwark

---

## VIP Head Compartment

---

Direct access from VIP cabin

TECMA W.C.

1 Sink with top in light coloured marble

1 Tap

Integrated mixer tap with thermostatic function

Shower cubicle with 2 overlapping sliding shutters

Stainless steel soap holder integrated in the shower column

1 Wall cabinet

Wooden floor

Spot lighting

1 Porthole that can be opened, complete with wooden

Venetian blind

1 Air extractor (controlled by 1 shared extractor located in the bow peak for VIP and guest head compartments)

Chrome-plated head accessories

---

## Guest Cabin (Port Side)

---

Two single berths

Mattresses, pillows and bedspreads

Bronze-coloured mirrors on headboard

Furniture in matt varnished (decapé) oak wood

1 Unit

1 Nightstand

Drawers in front of the berths

Wooden facing on bulwark

2 Appliques

Spot lighting

1 Porthole that can be opened

Wooden venetian blind

TV fitting

Carpeted floor

### **Guest Head Compartment (Port Side)**

Direct access from the guest cabin and the passageway

TECMA W.C.

1 Sink with top in light-coloured marble

1 Tap

Integrated mixer tap with thermostatic function

Shower cubicle with 2 overlapping sliding shutters

Stainless steel soap holder integrated in the shower column

1 Wall cabinet

Wooden floor

Spot lighting

1 Porthole that can be opened, complete with wooden venetian blind

1 Air extractor (controlled by 1 shared extractor located in the bow peak for VIP and guest head compartments)

Chrome plated head accessories

---

### **Guest Cabin (Starboard Side)**

---

Two single berths

Mattresses, pillows and bedspread

Smoked glass mirrors on headboard

Furniture in matt varnished (decapé) oak wood

1 Unit

1 Nightstand

Wooden facing on bulwark

1 Porthole that can be opened

TV fitting

Carpeted floor

2 Appliques

Spot lighting

Wooden venetian blinds

### **Guest Head Compartment (Starboard)**

Access from the guest cabin

TECMA W.C.

1 Sink with top in light coloured marble

1 Tap

Integrated mixer tap with thermostatic function

Shower cubicle with 2 overlapping sliding shutters

Stainless steel soap holder integrated in the shower column

1 Wall cabinet

Wooden floor

Spot lighting

1 Porthole that can be opened, with wooden venetian blind

1 Air extractor (controlled by 1 shared extractor located in the bow peak for VIP and guest head compartments)

Chrome-plated head accessories

---

## Salon

---

Carpeted floor

One 3-seat sofa at bow and one 3-seat sofa at stern

1 Pouffe that converts to a coffee table, located between the two sofas, in front of the TV

Furniture in matt varnished (decapé) oak wood

Steps up into the dinette

Folding curtains

Saloon door curtain

---

## Galley

---

Fold away stainless steel extractor fan

Wooden floor

Light-coloured marble worktop and splash back

2 Stainless steel sinks

Sink top in light coloured marble

Drawers and wall cabinets

4 burner ceramic glass hob with stainless steel fiddle rail

28.3l capacity microwave oven + grill (USA version: 40l)

270l fridge/freezer

Dishwasher

## Dinette

---

1 central table

One 3-seat sofa on the left of the table and 3 chairs on the right

Unit on the right

Small bar unit (for drinks) and fridge fitted with ice maker at stern, on the starboard side Small unit to store glassware, cutlery and tableware under the stairs to fly bridge

CD-radio supplied with remote control and 4 speakers (2 for saloon, 2 for dinette)

Wooden stairway down to lower deck

Lighting: spots on the ceiling

Speakers

Curtains, upholstery and carpet

## Crew Quarters

---

Including 2 cabins: 1 for the skipper and 1 for the crew, both supplied with 1 bed

The skipper cabin bed is bigger than the crew cabin one: it is 1m wide (instead of 60 cm)

Quilt and pillows

1 Leaf coffee table and 2 units in the skipper cabin

1 Unit in the crew cabin

Access to the common room from the transom

GPR floor in the common room (storage area)

Carpeting on cabin floors

Furniture in matt varnished (decapé) oak wood

Fabric edging around the beds

220V Washer-dryer

1 Porthole that can be opened

### **Crew Head Compartment**

Direct access from the crew cabin

Tecma W.C.

GPR top and round wash basin in stainless steel

Mixer tap with thermostatic function

1 Tap

Shower

Shower mixer tap with thermostatic function

Shower column

Chrome-plated soap holder and glass holder

Chrome-plated head Accessories

### **Helm station**

---

Direct access to the side walkways

Rudder angle indicator

MAN indicators

Cigarette lighters

Autopilot

Levers

Manual depth light

Remote controlled light

Pilot seat (for 2 people: pilot and copilot)

Adjustable steering wheel in stainless steel and cherry wood

Peaks and handrails

Computer support on the left side

Chain meter counter

Magnetic compass

Joystick for encoder

Joystick for trim tabs

Joystick for wipers

Grey water tank drainage

24V + 220V electric panel

12V cigarette lighter socket

Controls for:

Activation of: bow anchor winch, navigation lights, bow thruster, windshield wiper and washer, trim tabs, fire fighting pump

Engine ignition (synchronism function)

Engine electronic remote controls (levers)

Side window opening

MAN display:

Rev. counter

Hour counter steering wheel/ rudder

Engine pressure gauges

Marine gear pressure gauges

Ammeter

Marine gear thermometers

Engine thermometers

Alarm indicator

Fuel tank level indicator



Water tank level indicator

Multitask display: Alarm LEDs for: bow bilge, engine bilge, helm compartment bilge, grey water high level, black water high level, Racor filters, navigation lights, shore

Sockets, low battery voltage, engine room fans, low fuel level.

---

## Remarks

---

The structural design for the hull has been approved by the RINA. This offers a further guarantee of the structural quality, which is also assured by cutting-edge materials and technology.

The hull and main deck are made by using infusion techniques.

Engine room and crew inner liners at bow and stern: structural inner liners, made using infusion techniques (first 2 units made by using traditional manual methods).

Fiberglass structure with multiaxial fabrics and powder bonding agent; carbon fiber is used for the fly bridge. Neopentilic isophthalic spray gelcoat is also used. Expanded PVC is used for sandwich structures on the hull, deck and superstructures.

The engine room anti-collision bulkheads, fore, are made of structural wooden sandwich.

Use of DCPD resin for the inner layers of the hull and for the superstructures. Vinylester resins used (osmosis resistance and print through marking) for the first outer coats of the hull. On the strength of this, Azimut is able to offer a 5-year warranty against osmosis. Planning keel in GPR with deadrise of 15.6° at the stern and 22.5° amidships.

---

## Features

---

3 Lounges for Bridge

4 Chairs

8 Sets of Towels

Aft Lights on Bridge

Central Vac

Deluxe Curtain

Double Cable Master

Electric Backrests Salon

Engine Controls in Chrome

G Series Package 2

Gangway

Hardtop

Head Tops in Marble

Hull Paint

Joystick

Lines all Cabins including Crew

Safe in Master

Stern Thruster

Teak Cutting Board

Teak on Fly

Two Lamps

Underwater Lights

Wooden Floor in Galley, Helm

Delete Bidet

---

## Flybridge

---

Access from the cockpit via a GPR internal stairway faced in wood

Access hatch opening: hinged opening with deck hatch made in aluminum and Plexiglas

Height-adjustable pilot seat for two

Height adjustable aluminum steering wheel

Teak table

2 watertight speakers

Sunbathing cushions at bow

Stern seat

Glass-holders for pilot and passenger

Plexiglas windshield with stainless steel frame

Compartment for lodging a 2.85 m jet ski or tender

GPR roll bar, stainless steel handrails

Engine control instrumentation (MAN terminal):

Engine ignition

Rev. counter/hour counter

Engine pressure gauges

Marine gear pressure gauges

Ammeters

Engine thermometers

Marine gear thermometers

Alarm LEDs

The pilot dashboard includes:

Engine electronic remote controls – throttles

10 Carling buttons

Cigarette lighter

Compass

Trim tab controls and indicators

New trim tab joystick

Engine and marine gear instrumentation

Fore anchor winch controls

Horn and navigation light controls

Bow thruster

Controls

Rudder angle indicator

Steering wheel control

Fire fighting pump controls

12v cigarette lighter socket

Electric searchlight control

Bar unit with sink, fridge and barbecue and icemaker

Navigation lights

Electric searchlight

Bow thruster

Watertight I-boat system

---

## **Deck Bridge and Cockpit**

---

Access through small doors on both sides

Pulpit in stainless steel on the side bulwark

Fairleads on the bulwark

Extra-thick tempered glass windows, integrated into the whole structure by gluing without any metal frames

Starboard side watertight door on the superstructure for access to the galley

Stainless steel rub rail

Fuel and water fillers on the side walkways

Black water tank discharge intake on the side walkways

2 cleats, amidships, for each side

Wood facing on the walkways

Electric windows on the port side (helm station)

2 side access doors on the

Bulwark to the stern cockpit

## **ENGINE ROOM**

---

Access from the crew cabin, cockpit

Cooling bilge system pump

Two 220V fans

Two 220V air extractors

## **FIRE FIGHTING SYSTEM**

---

Fire-fighting system located in the engine room

Two sea water intakes connected to a 24V motor pump

Engine room ventilation ducts closure

Engine fuel delivery shut off

1 12 kg powder cylinder with support

## **Lower Deck**

---

Passageway with carpeted floor to enter the lower deck

Spots

## Bow

---

2500W Lofrans anchor winch

Anchor winch controls

Anchor peak with drainage and fender compartment

Chain washdown

Fairleads

8 fenders

65 kg Poolanker anchor

Anchor chain: 12mm diameter, 200mlength, 520 kg weight

Hawse hole (anchor passage at stern)

2 wipers on the fore windshield

2 stainless steel cleats (one on each bulkhead)

Anchor chain compartment

Deck hatch

2 fore handrail bars for sunbathing cushions

Side windows and windshield net covers

Sunbathing cushions and glass holders

1 shared extractor for VIP and guest head compartments (see paragraphs related to those head compartments)

## Bow Thruster

---

10 kW 24V SP200TC 13,5Hp Bow-thruster, Side power

---

## BILGE SYSTEM

---

Centralized system with suction in each watertight compartment, connected to the main manifold, in the engine room: Four 24V automatic motor pumps, flow range: 240 l/min in cabin area, in engine room, auxiliaries room and steering compartment

3-Way valve on engine cooler system

Four bilge level alarms

Emergency suction in engine room, connected to one of the two engine sea water intakes

---

## A/C SYSTEM, VENTILATION AND EXTRACTION

---

Air conditioning - Cruisair 90.000 BTU with air diffuser in VIP and master head compartment.

A/C controls in all cabins, saloon and dinette

Compressor cooling

FANCOILS:

3 for Saloon + Dinette

2 for Windshield Area

2 for Master Cabin

1 for VIP Cabin

1 for Starboard Cabin

1 for Port Cabin

2 for Crew Cabin

---

## Electrical System

---

### Main characteristics

Voltage on board: 220 V AC – 50Hz (110V in the 60Hz version), 24 V DC,

12V DC.

Main electric panels, installed as follows: Auxiliaries room (main panel)

Helm station

Junction boxes are installed in all areas

Utilities- On the main electric panel, installed in the auxiliaries room: 24V: bilge pumps, oil drainage pump, davit, steering system, cable winder, gangway.

220V: A/C system, air extractor, fan, water maker, washing machine, shore power socket, tumble dryer

Users - On the electric panel in the helm station: 24V: navigation instruments, instrument panel, wipers, horn, electric window, navigation lights, pilot seat, saloon lighting, cockpit lighting, dinette lights, galley lights, helm station lights, controls .

12V: sockets, stereo system, VHF.

220V: water heater, oven, ice maker, dishwasher, hob, fridge, sockets, battery charger, first generator battery charger, second generator battery charger, waste disposal unit

## **Power sources**

### **Generator**

EUROPE, 50Hz version: One 20 kW Kohler generator, located in the engine room

### **Shore Power Socket**

Two 220V, 50A shore power sockets

AC energy sources are controlled by the main electric panel in the auxiliaries room, supplied by a voltmeter and a frequency meter for the 220 V power. Energy sources are protected by fuse elements with a suitable calibration and they are installed on the net by remote breakers with remote control.

### **Batteries**

12 AGM 90AH 24V Exide batteries (total: 540AH): 8 for services and 4 for engine start-up

1 AGM 70AH 12V Exide battery for generator



1 Dolphin 12V 10A 115-230 battery charger for generator

1 Dolphin 24V 80Abattery charger for services batteries

## Lights and Sockets

AC sockets: 220V for the main halogen lighting

DC sockets: 24V for soft lighting and emergency

## Remote Fuel Shut Off

---

USA Version:

1 SEAFIRE FD-1300M canister (gas used: FM-200) in the engine room for local discharge.  
SEAFIRE power unit “Engine shut down system” to switch off engines, generators, extractors and fans off automatically at the same time as the gas is discharged.

## ENGINE EXHAUST EMISSION

---

External/submerged by-pass exhaust system

Stainless steel exhaust pipes

Submerged exhaust GRP structural duct

Minimum by-pass pipes for gas exhaust when the boat is idle or travelling at low speeds

Water/smoke separator with side exhaust for generator

## FRESH WATER SYSTEM

---

3 400l stainless steel tanks

Water filler on the walkway

Tank level indicator in the helm station

Tank breather

100l water heater

Shore water intake

Hot/cold water line

Engine room cold water line

Freshwater for WC washing

---

## VENTILATION

---

Engine room ventilation/air extraction guaranteed by two 220 V fans and two 220 V extractor

Head compartment air extraction system by two 24 V extractors with controls in the VIP and owner's head compartment

---

## SEA WATER SYSTEM

---

Engine cooler system

Generator set cooler system

Air conditioning cooler system

Chain washdown

Cockpit wash

---

## BLACK WATER TANKS

---

2 Polyetilene tanks, each with a capacity of 225 l

Level sensor

Pump start-up switch

Tank breather

24V, 70 l/min macerator pump in every WC

Washing pump

Discharge into the sea

---

## GREY WATER TANKS

---

1 stainless steel tank, capacity 250 l

Water discharge directly into the sea by 3-way valve

Pump switch

24V centrifugal pump, capacity 70 l/min

Level sensor, status indicator in the helm station

---

## FUEL SYSTEM

---

Two steel tanks (type: communicating), each with a capacity of 2,400 l, in the engine room

Port tank electronic fuel level indicator in the helm station

Starboard tank sight gauge

Double filters for main engines

---

## Stern

---

Access to the cockpit from the bathing platform by 2 GPR ladders and the gangway Cleats

Saloon access door with 2 stainless steel-crystal glass shutters

Cockpit bench

Engine room access

Wooden facings

Lighting: spots on the ceiling

Two electric warping winches

Wood-faced bathing platform with 750kg maximum capacity

Jet ski / tender compartment

2 stainless steel fairleads (one on each side)

Side peaks and compartments (under the cleats)

Lights on the bathing platform

Wooden cockpit table

3 m length electro hydraulic retracting gangway (150 kg maximum lifting capacity)

Shore water intake

Shower with hot and cold water mixer

Manual bathing ladder

---

## Rudders

---

In Nibral alloy with suitable area for improved handling

---

## HYDRAULIC SYSTEM

---

1 Pump on the starboard engine for the steering system

1 24V Electro hydraulic pump for the trim tabs

1 24V Electro-hydraulic pump for gangway and bathing platform

1 24V Electro-hydraulic pump for davit

1 24V Pump for engine and generator oil change

---

## MISCELLANEOUS

---

Two mooring hooks

Mooring lines (5 pieces, each 16 m in length, with a diameter of 20 mm)

Fender lines (8 pieces, each 3 m in length, with a diameter of 8 mm)

Outside cushions

Canvas for cushions, fly console and windows

Cookware set, tableware, glassware and cutlery with Azimut brand

Towel set with Azimut brand

---

## Исключения

---

При продаже яхты исключаются личные вещи владельца.

---


## Отказ от ответственности

---


Компания предоставляет описание судна или яхты добросовестно, но не может гарантировать точность этой информации, а также не ручается за техническое состояние. Покупатель должен проинструктировать своих агентов или оценщиков исследовать представленную информацию более подробно, по собственному желанию. Продажа судна или яхты, изменение цены или снятие с продажи будет происходить без предварительного уведомления.

# ФОТОГРАФИИ














# КОНТАКТЫ

---

Андрей Шестаков (Andrey Shestakov) – ведущий яхтенный брокер отдела продаж яхт и судов компании Shestakov Yacht Sales Inc. Официальный представитель Shestakov Yacht Sales Inc. для русскоговорящих клиентов в центральном офисе компании в Майами/Форт Лодердейл/Флорида/США.

## Контактная информация

---

Email: [andrey@shestakovyachtsales.com](mailto:andrey@shestakovyachtsales.com)

Web: [shestakovyachtsales.com](http://shestakovyachtsales.com)

## Телефоны

---

Краснодарский край: **+7(918)465-66-44**

США, Майами, Флорида: **+1(954)274-4435**

## Время работы

---

Понедельник – Суббота: **9:00 - 21:00**  
EDT

Воскресенье: **Закрето**

## Адрес

---



Harbour Towne Marina, 850 NE 3rd St,  
STE 213, Dania, FL 33004