

LA BELLE YVETTE — KUIPERS WOUDSEND BV



Builder: KUIPERS WOUDSEND BV

Year Built: 2002

Model: Motor Yacht

Price: PRICE ON APPLICATION

Location: United States

LOA: 84' 0" (25.60m)

Beam: 22' 1" (6.73m)

Min Draft: 6' 8" (2.03m)

Cruise Speed: 10 Kts. (12 MPH)

Max Speed: 12 Kts. (14 MPH)

Our experienced yacht broker, Andrey Shestakov, will help you choose and buy a yacht that best suits your needs La Belle Yvette — KUIPERS WOUDSEND BV from our catalogue. Presently, at Shestakov Yacht Sales Inc., we have a wide variety of yachts available on our sale's list. We also work in close contact with all the big yacht manufacturers from all over the world.

If you would like to buy a yacht La Belle Yvette — KUIPERS WOUDSEND BV or would like help answering any questions concerning purchasing, selling or chartering a yacht, please call +1(954)274-4435

TABLE OF CONTENTS

| | |
|-----------------------------------|----|
| TABLE OF CONTENTS | 2 |
| SPECIFICATIONS | 4 |
| Overview | 4 |
| Basic Information | 4 |
| Dimensions | 4 |
| Speed, Capacities and Weight | 4 |
| Accommodations | 4 |
| Hull and Deck Information | 5 |
| Engine Information | 5 |
| DETAILED INFORMATION | 6 |
| Accommodations | 6 |
| Aft Deck | 6 |
| Main Salon | 7 |
| Galley | 8 |
| Master Stateroom | 8 |
| VIP Stateroom | 9 |
| Crew Quarters | 9 |
| Features | 9 |
| Engine Room /Mechanical Equipment | 9 |
| Electrical System | 10 |
| Flybridge and Deck | 10 |
| Pilothouse | 11 |
| Captains Cabin | 12 |
| Crew Quarters 2 | 12 |
| Cabin Deck & Foyer | 12 |
| Dining Salon | 12 |
| Lazarette | 12 |
| Main Deck | 13 |

| | |
|--|----|
| Tankage | 13 |
| Guest Stateroom: Forward to Starboard | 13 |
| Construction:(intended only as a brief overview) | 13 |
| Laundry Room | 14 |
| Office/Study | 14 |
| Remarks | 14 |
| Range, Speeds and Fuel consumption (reported): | 15 |
| Exclusions | 15 |
| Disclaimer | 15 |
| PHOTOS | 17 |
| CONTACTS | 31 |
| Contact details | 31 |
| Telephones | 31 |
| Office hours | 31 |
| Address | 31 |

SPECIFICATIONS

Overview

\$\$ BRING OFFERS \$\$

Basic Information

Category: Motor Yacht

Model Year: 2002

Year Built: 2002

Country: United States

Fly Bridge: Yes

Dimensions

LOA: 84' 0" (25.60m)

LWL: 76' 9" (23.39m)

Beam: 22' 1" (6.73m)

Min Draft: 6' 8" (2.03m)

Speed, Capacities and Weight

Cruise Speed: 10 Kts. (12 MPH)

Max Speed: 12 Kts. (14 MPH)

Water Capacity: 1972 Gallons

Fuel Capacity: 8300 Gallons

Accommodations

Total Cabins: 3

Total Berths: 3

Sleeps: 6

Total Heads: 3

Captain Cabin: True

Crew Cabin: 2

Crew Berths: 2

Crew Heads: 2

Hull and Deck Information

Hull Material: Steel

Hull Configuration: Full Displacement

Engine Information

Engines: 2

Manufacturer: Caterpillar

Model: 3406C D-rated

Engine Type: Inboard

Fuel Type: Diesel

DETAILED INFORMATION

Accommodations

1 Master Stateroom 2 VIP Guest Stateroom 1 Captain's Cabin 2 Crew Cabins

Following is a summary of the general arrangement. **Three double staterooms** below for the owner's party amidship for 6 persons. Forward from the pilothouse starboard side is the entry stair to the **two forward crew cabins**, next to the **Captain's cabin** and the **office**.

The main deck consists of a large covered and enclosed aft deck, spacious salon together with dining, an on-deck galley and the pilot house forward. The flying bridge and forward upper deck area has the helm center line, a crescent shaped lounge starboard and a full service bar to port. The interior cabinetry is honey color satin finish teak throughout. So necessary for cruising is storage and "La Belle Yvette" has abundant cabinets, lockers, drawers, it is all well planned. The exterior storage is for the most part in water tight lockable compartments.

Aft Deck

A noticeably spacious area it is nearly 19' X 11' 4" in size at its extremes. The area is covered by the boat deck and it is climate controlled. Aft either side are the curved built-in stairs, protected by weather resistant doors that lead to the swim platform and the engine room door. The deck is teak. Aft upholstered in a tan and charcoal striped fabric are opposing built-in settees both with storage below. A varnished pedestal teak table makes this area perfect for alfresco dining and relaxation.

The aft deck is air conditioned and if desired the side and aft windows can be opened or removed for natural ventilation. Forward to starboard is a built-in bar with storage, sink and a beverage refrigerator. The port side stairway leads to the flying bridge/boat deck. Port and starboard weather resistant wing doors provide side deck access. The passerelle is housed in a garage in the starboard transom when deployed it provides direct exceedingly easy access from the dock to the starboard aft deck. The port side deck has a water tight door to the engine room. The primary engine room access is from the swim platform with a water tight door and a secondary foul weather entry is from the salon. Easy machinery space access with attention paid to safety. This is an ideal area for mooring the tender and water sports equipment. The passarelle allows for a convenient boarding directly to the spacious aft deck. The aft deck can be enclosed during inclement weather and also has an air conditioning unit to keep you comfortable. Enjoy dining alfresco on the beautiful teak table and comfortable seating.

Swim Platform Integral with the hull it is well protected. Removable railings, fold down swim ladder, fresh water shower and easy access to the aft deck from a stair on either side.

Main Salon

A noticeably cheerful and airy atmosphere with large well-placed windows, it is very pleasant and keeps one in touch with the outside. There are 3 large windows on either side and varnished teak aft deck access double doors plus two side windows aft. The salon is roughly 21' X 14' 5' in size at the extremes and has approximately 6' 9" headroom.

To starboard forward is a magnificent full service bar with a granite top surrounded with teak railing. In addition to a sink there is a wine chiller and ice maker. The cabinetry provides superb storage for glasses and related bar equipment. Adjacent are 3 stainless steel swivel bar stools that in themselves, are works of art. Immediately aft is the built-in entertainment center with its CD player.

Aft on the starboard side, is the crescent shaped sofa upholstered in beige tone fabric with gray accents, it is surrounded by teak cabinetry. The surrounding cabinetry includes end tables with storage. Opposite on the port side is the television viewable either from either the cabinetry front or it electrically rises up with a remote control. The carpeting is a medium coco color with a hint of beige.

Additional furnishings include 2 occasional chairs upholstered in a medium gray fabric. There are rheostat lighting controls, digital air-conditioning controls and brass hardware. The window shades are individually operated electrically from a remote control and offer a variety of lighting options.

From the main salon and forward is the central foyer circular stair that leads below to the owner staterooms and above to the flying bridge and boat deck. Overhead is a sky light dramatically enhancing the interior sense space and lighting. The design is spectacular with its polished curved stainless steel railing with brass accents and stainless steel stair tread bull nose. The easy accessed galley is up a few steps and on the port side. The on-deck powder room with its Sealand vacuum flush fresh water head is accessed from the starboard side of the pilot house. The galley and pilothouse are on the same level.

The main saloon can be accessed from the aft deck through the double solid teak doors. The main saloon features a custom entertainment and control system. The Stream surfer controls the system plus the yacht's entertainment amenities at the touch of your fingers. By using the iPad, iPhone or iPod touch you can access the extensive movie and music collection the yacht has to offer.

Owner has just installed LED lights thru out , and Airconditioning Fan system has been changed to new 24dcv motors to assure a quitter system thru out the vessel.

Entertainment System: Television, Bang & Olufsen surround sound sytem, 2 nearly 6' high Bang & Olufsen speakers flank the aft deck doors.

Galley

Located forward and up 4-steps from the salon it is on the port side and immediately aft of the pilot house. Spacious and well planned it has a semi-circular configuration with generous counter/work areas and a stainless safety grab rail. The counter tops, backsplash and sole are matching granite in tones of gray, both practical and handsome. The galley granite floor is also heated. The appliances are built-in and placed for logical use. There is a window on the port side and the entire area is well lighted for a pleasant atmosphere. Generous drawer and storage cabinets are located both below the counter as well as at eye level. All have push in positive locking latches. Opposite on the starboard side is the built-in oval dinette with its teak top table. The leather upholstery is light chocolate in color. This is a perfect place for breakfast or light meal and is cheerful with the double adjacent windows. Nearby is the built-in Miele individual cup coffee maker. A Sharp LCD flat screen television folds down and swivels for viewing from the dinette or galley. A hinged door separates the pilot house from the dinette/galley.

The galley is just up from the main saloon and features a marble tile floor that is heated. Professional stoves and range are from Miele, along with a built in coffee/expresso machine. Clever cabinet work hides the ventilation for the stove top.

Equipment: Meile coffee-esspresso maker Meile refrigerator and freezer Stainless steel double sink Meile 4-burner flat surface cook top Grohe faucet Lighted extractor fan overhead Instant Hot Water dispenser Meile self cleaning oven Filtered water Meile Novotronic dishwasher Garbage disposal Meile microwave/convection oven Trash compactor

Master Stateroom

Located aft of amidships from the central foyer and just forward of the engine room it is separated with an effective sound deadening bulkhead. The master suite general arrangement has the ensuite bath forward to port. The bath amenities include a double sink granite top vanity surrounded with numerous drawer and locker storage. Outboard is the large stall shower tiled in granite and fitted with a bench seat. The fixtures are chrome finished Grohe. There is excellent storage in cabinets and drawers. There is a heated towel rack and the granite floor is heated. The WC is a Sealand vacuum flush fresh water system. Immediately aft of the head is the sizable wardrobe and dressing area. Full size hanging wardrobes combined with generous drawer and locker storage make this ideal for extended cruising. From the wardrobe area aft is an emergency escape through a water tight door into the engine room. The décor is neutral and predominately earth tone colors. The carpeting is light beige and the upholstered furnishings a light tan. The window shades are roman style with a mauve fabric slightly accented with a tan pattern. The master stateroom approximately 22' wide and 11' 8" at the extremes with 6' 8" headroom and features a queen size walk around bed offset aft and to starboard. The teak cabinetry is beautifully accented with a custom bed fabric cover in tones of tan and mauve. Either side has built-in end tables/night stands.

The Master is quite large 22' wide and 11'8" with 6'8" of headroom with a queen size bed.

VIP Stateroom

The VIP stateroom has a fore and aft queen berth. An en suite bath and stall shower are aft. There is also an entertainment system several full height wardrobes built in nightstands and storage lockers. The Guest stateroom is forward to starboard. There are twin upper and lower berths outboard. The en suite bath is outboard aft and fitted with a granite top vanity. There is also a built in flat screen television.

Crew Quarters

The crew quarters are forward with its access from the starboard side of the Pilothouse.

Meile full size washer and dryer in the crew area.

Features

Maxwell hydraulic anchor windlass rated 6000# capacity, 2 wildcats and 1 gypsy 2-Givens 6-person canister life rafts 2,500# telescoping hydraulic davit 2-Navy style stainless steel anchors Anchor rode 2, stainless steel chains, one approximately 80 fathoms the other 55 fathoms Novurania 15' RIB tender custom with SS rails Honda 90 hp 4-stroke outboard motor Polished stainless steel dinghy chocks Wash system for anchor chain Yamaha 2-person personal watercraft 2-Maxwell hydraulic aft deck capstans Boarding ladder 6-Sealand vacuum flush fresh water heads Benzoni hydraulic telescoping passerelle (self Hamann waste treatment system stowing) with hand rail Bilge, fire and deck wash system Survival suits (offshore style adult & children) 2-electric hot water heaters Brownies scuba compressor Air compressor

Engine Room /Mechanical Equipment

Located aft it has multiple access entries. Interior access for use in foul weather conditions is from the main saloon aft on the port side. The primary entry is from swim platform and secondarily from the port side deck both with water tight doors. An interior fowl weather access door provides access to the port side ladder. The convenient entry doors genuinely make the engine room an easy place to work. Well planned and spacious it provides superb maintenance access. Refreshingly, you can reach all machinery. Headroom is approximately 6' 9" forward on the centerline. The main engines are essentially walk-around with full access to the service areas. The fuel manifold is well labeled and placed for easy viewing. 2-Sea chests for easy maintenance are positioned forward. The emergency escape from the owners suite is forward of the port main engine with a dogged water tight door. Aft and starboard above the smaller

generator is a workbench and tool box storage. Port side has a wash basin. Removable white power coated aluminum deck plates. The main electrical distribution center is aft with exceptional access for easy viewing and monitoring of the systems.

Machinery: Marine Air chilled water air conditioning system Caterpillar 3406C DIT 300 H.P. (224kW) 1800rpm (B rating) main engines Double Racor 1000 fuel filters with vacuum mechanical gauges for each engine Twin Disc MG5091 2.95:1 reduction gears with trailing pumps for single engine operation. Wet exhaust side and stern discharges. MMC electronic controls (5-stations) Oil bath propeller shafts 4-blade Nibral 40" X 35" propellers Hydraulic pumps Koop-Nautic SeaRocq active fin stabilizers Fire suppression system and ventilation closures Oil change system with manifold Matrix S600 watermaker with fresh water back flush and media filters 3 staged compressors & reverse cycle heat. Marine Air fan coils throughout-12 units AC digital control panels throughout Diesel fired heater in conjunction with the circulating water used for the AC system 2- Meile full size washers & dryers Air compressor Tool box, built-in with work bench on top Alpha Laval fuel polishing Fuel transfer pump Bilge Boy oily water separator Cramm hydraulic steering system 55 HP hydraulic Bow thruster (5 stations)

Electrical System

33 kW 1500 rpm Kohler 3-phase Generator with sound shield, approximately 1,400 hours 20 kW 1500 rpm Northern Lights 3-phase Generator with sound shield 3,700 hours Separate starting battery's for the generators 230/400 VAC 50 HZ 3-phase systems Atlas Shore Power international frequency and voltage converter 24 VDC systems Battery's, 24VDC system: main engine starting, 2-sets generator starting, deep cycle bank for general ships service Battery chargers Mastervolt 3000 watt inverter 24VDC-230 VAC 2-Glenninning Cablemaster shore power inlets (one forward and the other aft)

One Generator Rebuilt and the second Generator is new as of July of 2010.

Flybridge and Deck

Access is from the aft deck port side or from the central interior spiral stair. Stowed aft is the personal watercraft, RIB tender and the telescoping hydraulic davit. Aft is a built-in crescent shaped lounge with storage below and a pedestal table forward. Starboard side built in storage locker. On either side midway are large heavy duty vented storage lockers with water tight, lock down tops. The crows nest atop the arch has a polished stainless ladder to the observation platform. Custom stainless steel handrails capture the entire deck area and are not only very handsome, but add personnel safety. The decks are teak. The central atrium internal spiral stair has an easy access water tight door. The forward deck/flying bridge area and helm are up 4-steps from the aft upper deck and small boat storage. The helm area is covered with an integral hard top and forward is a 3-panel removable wind screen. Aft port side is a full service bar with a

refrigerator and there are 3 stainless steel pedestal stools. Forward built-in are twin electric Miele electric BBQ's and there are storage lockers below. On the starboard side is the crescent shaped lounge with a pedestal table easily accommodating 6 persons. Storage lockers are below the settee. The helm has 2 Stidd pedestal chairs, storage on both sides and the navigational aides placed for eas use. The flying bridge and boat deck areas are all built of aluminum with heavy duty lockable doors and storage compartments. The entire upper deck and its amenities are engineered to be water tight, low maintenance and highly durable.

Pilothouse

Well positioned and engineered for both comfort and visibility along with excellent deck access. The forward helm has a Stidd chair with dark green leather upholstery and polished chrome pedestal base. The auto pilot DMP remote is built into the chair armrest. The navigation and communication equipment is well placed for easy access.

Aft to port is a built-in dark green leather upholstered "L" shaped settee with its pedestal teak table. The settee is an ideal place for lounging or serious navigation work. A chart stowage drawer is below the settee and forward under the port side helm area are 4 additional chart drawers. Port and starboard are weather tight deck access doors. The pilothouse is spacious, approximately 14' 5" X 13' in size at its extremes and roughly 7' 3" headroom. Off white upholstered overhead combined with teak cabinetry accents and recessed lighting make this a handsom area.

The forward angled windows offer excellent glare reduction, reduced heat transmission and fore deck visibility. The sole is traditional teak with holly accents. Aft to starboard is the deck head. The principal helm has the navigation electronics housed in the surround cabinetry for easy viewing and protected access. Forward of the pilothouse is a Portuguese style bridge that has several water tight stowage lockers. A centerline access door leads to the fore deck. There are wing control stations both port and starboard.

Electronics and Navigation: Furuno radar 96 mile with ARPA (1 antenna) Furuno Radar 48 mile with ARPA (Flybridge) Autopilot Anchutz Star-4 commercial gyro Leica GPS (2 units) Plotter (Nobletec on PC platform) Furuno FCV-1200L video depth finder (networked) DMP depth finder 4 monitors (2-pilot house, engine room and F/B) Navtex receivers (integrated in the DMP system)

General Equipment: CCTV-3 cameras (2-engine room, 1 aft deck) Security system (integrated in DMP system) Kahlenberg air horns Defogger for pilothouse windows Windshield fresh water washing system 5-heavy duty Exalto wipers Life rings EPIRB Lifesling rescue system

Communication: Trane Mini-M transceiver SeaTel Wave Call internet and voice over IP SeaTel satellite television Panasonic "Super Hybride" internal phone system Raymarine GMDSS VHF on F/B Scanti GMDSS VHF(2 stations) Hand held VHF radios

Captains Cabin

Aft to port is the Captains cabin with a double berth and en suite bath with stall shower.

Crew Quarters 2

It is located forward with its access from the starboard side of the pilot house. Aft to port is the "captain's" cabin with a double berth outboard and its en-suite bath with stall shower forward. There is a full height double hanging wardrobe, drawer storage, book shelves and a Bang and Olufsen television. All the way forward is a double cabin with twin "V" berth arrangement and immediately aft on the starboard side is the en-suite bath with stall shower. There are two hanging lockers, cabinet storage and a Sharp flat screen television. Below the crew cabins is an enormous stowage area ideal for parts and general food stores accessed from a lift up floor hatch. Extensive shelving surrounds the area and aft are 2 Frigibar freezers. This area also accesses the bow thruster equipment.

Cabin Deck & Foyer

Carpeting throughout the staterooms is identical. Neutral in color described as light chocolate with off-white accents. The overheads are upholstered with an off white vinyl with recessed lighting, stereo speakers and accented with teak surround cabinetry. There is an owner's laundry in the foyer area with a separate full size Miele Novrotronic washer and dryer. When in operation, the laundry equipment is extraordinarily quiet. Adjacent is a large storage area located under the spiral stairway. Aft is a primary electrical distribution center for easy access and also access to machinery and storage area.

Dining Salon

Configured as part of the main salon it is located immediately forward on the port side opposite of the bar. Furnishings include a circular teak table with an upholstered crescent lounge forward and opposite are two upholstered wood frame chairs. The dining table easily seats 6 persons. Accented with gray fabrics the décor is neutral in theme and extremely pleasant. The dining area is a peaceful and comfortable setting that is easily convertible for alternative use.

Lazarette

From the swim platform this is the primary engine room entry. There is excellent steering gear accessibility to the double ram system and the related equipment. The Atlas shore power system is on the port side, starboard has the large house battery bank and scuba compressor. The lazarette is a handy storage area and a great place for scuba and snorkel equipment, dive tanks,

etc.

Main Deck

The main deck is well protected from bow to stern with high bulwarks. The side decks and aft deck are teak. The decks are sheltered and wide, affording easy passage. The high bulwarks are topped with stainless steel handrails for added protection as well as easy fender ties.

Easy access boarding is through either the port or starboard hinged doors in the bulwarks amidship or aft, from the starboard side passerelle and from the integral swim platform. The foredeck has a built-in seat and stowage lockers. The anchor system is well placed for easy operation and the anchors and winches are recessed in a stainless steel tray to keep the foredeck clean.

Tankage

(All indicated capacities are approximate and the herein data is as reported) Fuel 8300 gallons in 8 tanks (2 forward, 2 main, 2 wing and 2 day tanks) Fresh water 1972 gallons in 2 tanks Black Water: 400 gallons in 2 tanks Gray Water: 140 gallons in 2 tanks Lube Oil: waste 50 and clean 50 gallons

Guest Stateroom: Forward to Starboard

Located forward of amidship from the common entry foyer. There are wide twin upper and lower berths outboard. Chrome reading lights and the climate control are adjacent. The stateroom is approximately 7' 9" X 6' 4" size at the extremes with roughly 6' 8" headroom. There is exceptional storage in teak cabinetry and large full height wardrobes. Custom fitted bed covers in an off-white fabric accented with red, black and tan pattern make this a most pleasant atmosphere. Night tables are adjacent to the beds and forward are full height built-in book shelves with removable fiddles. The en-suite bath is outboard aft and fitted with a granite top vanity and chrome Grohe fixtures. The vanity is surrounded with mirrored medicine style cabinets and below a large locker with adjacent drawer storage. The sole is granite and heated and there is a heated towel bar. The WC is Sealand vacuum flush fresh water head.

Entertainment equipment: Sharp built-in flat screen television

Construction:(intended only as a brief overview)

Hull exterior is white with a white deck house and superstructure. Tinted tempered glass windows throughout. Reported that the yacht was constructed Lloyds Maltese Cross 100 A1 SSC Yacht G6. She is a round bilge yacht with flared bow sections and transom stern with a steel hull and aluminum superstructure. Materials, plating reported as Lloyd's approved Ship Building Steel 42 (Grade A) factory blasted and epoxy coated. Scantling specification in brief excerpts from the construction specifications: Stem 6mm plate, keel 8mm plate, hull bottom first 1000mm both sides 8mm, followed by 6mm till 150mm over DWL followed by 5mm as side plating. Frames of CNC flat bar 100 x 12mm welded to the hull plating spaced 500mm. Frames continuous from top of double bottom or floors to main sheer laid on transverse system. Deck plating 5mm. Double bottom tanks: fuel oil, fresh water, black water, grey water, lube and waste oil and sludge. Bilge keels are closed box construction of 8mm plate. 2 balanced streamlined rudders 850 x 1000mm in size with hole to facilitate shaft removal. Superstructure, "Triclad" welded between the steel deck and aluminum house. Aluminum materials are seawater resistant aluminum alloy. Wheelhouse 6mm plate, saloon 5mm plate and the deck 6mm plate, flying bridge exterior 5mm plate Windows, 6 and 8mm thermopane hardened glass in recessed aluminum flanges with polished stainless steel frames. Port lights with 12mm toughened glass hinged in hull side fitted with dead lights polished stainless steel frames and screens. Sound, vibration control and insulation. Motors, pumps, blowers and similar equipment are installed on flexible mounts with hose connections on the piping system. Hydraulic piping system installed with flexible pipe clamps. Anti-drumming consists of a sandwich construction covering approximately 70% of the area with 2mm thick steel counter plates bedded in 2mm layer of Vibradamp anti-vibration paste. Additionally acoustic foam and rockwool were used in the bulkheads. In general the builder worked to achieve at 1500 cruise rpm dB(A) readings in the 60 to 62 range.

Laundry Room

In addition to the clothes washer and dryer in the owners and guest stateroom area there is a second Meile full size washer and dryer in the crew area.

Office/Study

Located forward below on the starboard side it is essentially part of the crew area, but able to function as a very workable office for either the owner or captain. A large built-in desk with bookshelf is outboard including storage lockers and the area is well lighted. Included is a Dell PC with a Samsung flat screen display. The bookshelves currently store the ships various manuals and relevant catalogs. The sole is traditional teak with holly accents.

Remarks

"La Belle Yvette" is the culmination of two and a half years of engineering and construction

creating the ultimate world cruising yacht. Every effort was made to make her exceedingly quiet, comfortable, reliable and versatile. No expense was spared outfitting from the Malcolm Cole stainless steel oval and round hardware to the custom DMP electronics and monitoring systems. Her reported maiden voyage was trans-Atlantic with an average sea state 8' to 15' seas and 30 knot winds with no significant problems or failures. The yacht has continued to prove herself. 2004 and 2005 she cruised in excess of 13,000 miles in a variety of weather conditions with comfort and reliance from the Great Lakes, U.S. East Coast, Bahamas and Caribbean. Many times it is the little things that really add up to make something outstanding and "Las Belle Yvette" really needs to be carefully viewed to fully appreciate here numerous attributes. For example the air conditioning outlets are part of the ceiling soffets to not only hide them, but provide an even distribution of air. The cabinetry is bull nosed, wood grains and color match, subtle accents throughout and stunning custom polished stainless steel hardware. This yachts quality is a significantly above the average yacht of this size and characteristic. It is suggested that interested parties should first view the other "expedition" style yachts so as to be more fully able to appreciate the attributes "La Belle Yvette" offers. While similar VriPack/Dick Boon design have been built by yards other than Kuipers those yachts typically were not constructed to the extraordinary standards that were incorporated into this yacht.

Range, Speeds and Fuel consumption (reported):

Under the yachts current ownership and roughly 13,000 miles of cruising the main engines were typically operated between 1500 and 1650 rpm. Below are performance and fuel consumption estimates, actual speed and consumption will vary depending on loads, speed, weather, sea conditions and other variables. This data is intended only as a general reference: R.P.M.

| G.P.H. | Speed Knots | 1800 | 31 | 12 | 1700 | 25 | 11.5 | 1600 |
|--------|-------------|------|----|------|------|----|------|------|
| 18 | 11 | 1550 | 16 | 10.5 | 1500 | 15 | 10 | 1400 |
| 12 | 9 | 1300 | 9 | 8.5 | 1200 | 7 | 8 | |

Generator fuel consumption is estimated at approximately 1 gallon per hour average (accounted for in the above reference table) when operating between the 33 kW and 20 kW units.

Consumption is of course directly related to the electrical loading. Range is conservatively 5500 nautical miles and that can be greatly extended with slower speed and or single engine operation. The yacht was designed and constructed with serious world wide cruising ability.

Exclusions

Owner's personal belongings.

Disclaimer

The Company offers the details of this vessel or yacht in good faith but cannot guarantee or warrant the accuracy of this information nor warrant the condition of the vessel. A buyer should

instruct his representatives, agents, or his surveyors, to investigate such details as the buyer desires validated. This vessel or yacht is offered subject to prior sale, price change, or withdrawal without notice.

PHOTOS




































CONTACTS

Andrey Shestakov, leading yacht broker of the sales department of Shestakov Yacht Sales Inc. Shestakov Yacht Sales Inc., the official representative of the Miami/Fort Lauderdale FL headquarters.

Contact details

Email: andrey@shestakovyachtsales.com

Web: shestakovyachtsales.com/en/

Telephones

USA: +1(954)274-4435

Office hours

Monday – Saturday: **9:00 - 21:00** EDT

Sunday: **closed**

Address



Harbour Towne Marina, 850 NE 3rd St,
STE 213, Dania, FL 33004