

ROAMIN HOLIDAY — BURGER



Builder: BURGER

Year Built: 1997

Model: Motor Yacht

Price: PRICE ON APPLICATION

Location: United States

LOA: 85' 0" (25.91m)

Beam: 20' 6" (6.25m)

Max Draft: 5' 3" (1.60m)

Cruise Speed: 18 Kts. (21 MPH)

Max Speed: 22 Kts. (25 MPH)

Our experienced yacht broker, Andrey Shestakov, will help you choose and buy a yacht that best suits your needs **ROAMIN HOLIDAY — BURGER** from our catalogue. Presently, at Shestakov Yacht Sales Inc., we have a wide variety of yachts available on our sale's list. We also work in close contact with all the big yacht manufacturers from all over the world.

If you would like to buy a yacht **ROAMIN HOLIDAY — BURGER** or would like help answering any questions concerning purchasing, selling or chartering a yacht, please call **+1(954)274-4435**

TABLE OF CONTENTS

| | |
|------------------------------------|----|
| TABLE OF CONTENTS | 2 |
| SPECIFICATIONS | 5 |
| Overview | 5 |
| Basic Information | 5 |
| Dimensions | 5 |
| Speed, Capacities and Weight | 6 |
| Accommodations | 6 |
| Hull and Deck Information | 6 |
| Engine Information | 6 |
| DETAILED INFORMATION | 7 |
| Overview | 7 |
| Accommodations - Owner's Stateroom | 7 |
| Guest Staterooms | 7 |
| Crew Quarters | 7 |
| Main Deck Arrangement | 8 |
| Main Salon | 8 |
| Dining Area | 8 |
| Pilothouse | 8 |
| Pilothouse Equipment | 9 |
| Galley | 9 |
| Engine Room | 9 |
| Flybridge | 9 |
| Flybridge Electronics | 10 |
| Entertainment Systems | 10 |
| Electrical System | 10 |
| Engine / Mechanical Equipment | 10 |
| Deck Equipment | 11 |
| Comments | 11 |

| | |
|--------------------------------|----|
| Exclusions | 12 |
| Disclaimer | 12 |
| PHOTOS | 13 |
| Aft deck | 13 |
| Salon looking aft | 13 |
| Salon looking fwd | 13 |
| Dining and wet bar | 13 |
| Day Head | 14 |
| Pilothouse | 14 |
| Country style galley | 14 |
| Master | 14 |
| Master - Her bath | 14 |
| Master - His with shower | 14 |
| Crew cabin | 15 |
| Flybridge - three helm chairs | 15 |
| Flybridge helm | 15 |
| Flybridge lounge seating | 15 |
| Flybridge - wet bar, bbq | 15 |
| Flybridge forward view | 15 |
| Flybridge boat deck | 16 |
| Engine room | 16 |
| Stern - Out of water | 16 |
| Engine room | 16 |
| Out of water - bow | 16 |
| ROAMIN HOLIDAY | 16 |
| Profile drawing and upper deck | 17 |
| GA | 17 |
| CONTACTS | 18 |
| Contact details | 18 |

| | |
|--------------|----|
| Telephones | 18 |
| Office hours | 18 |
| Address | 18 |

SPECIFICATIONS

Overview

ROAMIN HOLIDAY is in the process of a refit at the Jarrett Bay Yacht Yard in Beaufort, South Carolina, USA.

Both main engines are at zero hours after long block replacement of the starboard engine and in-frame overhaul of the port engine, all by RPM Detroit Diesel. Trial run from Fort Lauderdale to Beaufort, SC, proved engines running fine. ROAMIN HOLIDAY is receiving full exterior paint and many upgrades such as new electronics, galley, carpeting, etc. Exterior paint now in progress. Refit completion date to be announced.

ROAMIN HOLIDAY is a proper yacht in all respects. High Burger quality construction, fit and finish, inside and out. Will be handsomly refitted and made ready to cruise.

Basic Information

| | |
|------------------------|-----------------------------------|
| Category: Motor Yacht | Sub Category: Raised Pilothouse |
| Model Year: 1997 | Year Built: 1997 |
| Refit Year: 2015 | Refit Type: Exterior and Interior |
| Country: United States | Vessel Top: Hardtop |
| Fly Bridge: Yes | |

Dimensions

| | |
|--------------------------|-----------------------------|
| LOA: 85' 0" (25.91m) | Beam: 20' 6" (6.25m) |
| Max Draft: 5' 3" (1.60m) | MFG Length: 85' 0" (25.91m) |

Speed, Capacities and Weight

Cruise Speed: 18 Kts. (21 MPH)

Cruise Speed RPM: 2000 Kts.

Cruise Speed Range: 2000

Max Speed: 22 Kts. (25 MPH)

Max Speed RPM: 2300 Kts.

Water Capacity: 1200 Gallons

Holding Tank: 300 Gallons

Fuel Capacity: 6250 Gallons

Accommodations

Total Cabins: 3

Sleeps: 6

Total Heads: 5

Crew Cabin: 1

Crew Berths: 2

Crew Sleeps: 2

Crew Heads: 1

Hull and Deck Information

Hull Material: Aluminum

Deck Material: Aluminum

Hull Configuration: Semi-Displacement

Hull Color: White

Hull Designer: Don O'Keeffe

Exterior Designer: Don O'Keeffe

Interior Designer: Burger Design Team

Engine Information

Engines: 2

Manufacturer: Detroit Diesel

Model: 12V92-TA's

Engine Type: Inboard

Fuel Type: Diesel

DETAILED INFORMATION

Overview

ROAMIN HOLIDAY is in the process of a refit at the Jarrett Bay Yacht Yard in Beaufort, South Carolina, USA. She is receiving full exterior paint and many upgrades such as new electronics, galley, carpeting, etc. Exterior paint now in progress. Refit completion date to be announced.

Built for a couple whose yachting experience included owning three previous Burgers ranging in size from 66' to 86'. Their love of yachting is evident in every square inch of this meticulously created and well maintained yacht. The hand crafted interior woodwork is clear grained, honey toned, book matched Anigre with inlaid black Obeeche hardwoods, radiused corners and gently sculpted trim and accents. Forward of the aft deck are the main salon, the dining salon and bar, a stairway down to three double staterooms, the on-deck day head, the pilothouse and then the large country-style galley. The engine room is full aft and sports 2 Detroit Diesel 12v92 engines with 0 hours as of August 2015. The Starboard engine is a new (long block) engine, and the Port engine is an (in-frame) overhaul.

Accommodations - Owner's Stateroom

The owner and guest accommodations, all in satin varnished natural anigre, features a midship master stateroom with a built-in centerline king sized bed. Bedside tables are port and starboard as well as built-in drawers and walk-in closets. His and hers heads are accessed from each side of the bed. The port side head is equipped with a jacuzzi tub. The starboard head has a large shower. There are marble counter tops in all heads with under mounted sinks. The master stateroom has a built-in entertainment center, natural light from four large portlights, full air conditioning and soft carpeting.

Guest Staterooms

The guest staterooms are separated from the master by a vestibule area. Both guest staterooms are furnished identically, with twin beds, cedar lined closets, built-in drawers outboard and beneath the berths. Both guest staterooms have ensuite heads with mirrored walls and overheads, marble counters, and large, tile lined showers.

In the vestibule between the master and guest staterooms there are two closets, one for linens and storage, and the other containing a washer and dryer.

Crew Quarters

The crew quarters are all the way forward, accessed by a stairway down from the galley. There are upper and lower crew berths forward, with a head and stall shower aft to port. Outboard of the upper berth is storage, am/fm CD player, vessel alarm panel, and VHF radio. A color TV/VCR is positioned for viewing from either crew berth. Aft of the crew cabin is a separate laundry center along with a desk area with additional storage, and built-in refrigerator.

Main Deck Arrangement

The always admired trademark Burger varnished teak cap rail surrounds the entire yacht. The aft deck is partially shaded by the hardtop and quite spacious. It is protected by side bulwarks and open view stainless railings aft. Starboard aft, a gate leads to the stairway down to the transom platform and the watertight, pantographic transom door to the engine room. The main deck is made functional by full walk around side decks with high raised bulwarks and stainless steel railings for safe transit. The interior is accessed via sliding doors port and starboard amidships or from the aft deck through a single door into the main salon. The engine room is accessed from the aft swim platform through a watertight, pantographic door or, when underway, through a watertight hatch in the aft deck. Foredeck features include a pair of built-in dunnage boxes to port and starboard, as well as a large cuddy storage accessed on either side of the trunk cabin. A primary plow type anchor is deployed from the foredeck by means of a hydraulic powered Maxwell windlass and a centerline trough and bow roller system. A separate freezer, fenders, lines, etc. are stored in the foredeck cuddy.

Main Salon

The main salon is surrounded by very large windows giving a panoramic view all around. The salon lounge area aft is furnished with a eight person sectional u-shaped sofa to port along with two upholstered occasional chairs and ottoman. The television and entertainment center is opposite, cabined to starboard.

Dining Area

Forward of the main salon, the formal dining area and bar are casually separated from the lounge area by buffet height cabinetry. Classic hand carved wood columns on the cabinet divider add to the elegant ambience. Six matching chairs surround the dining table. A black granite topped bar is built-in forward in the salon with refrigerator, ice maker, wine cooler, wet sink, and storage for bottles and glassware. To port is the main deck powder room with distinctive black granite flooring and counter top. Side doors lead out to the decks, port and starboard. A stairway leads down to the staterooms.

Pilothouse

Midship, up five steps from the main deck, is the pilothouse. First impression is the great visibility assisted by the two large windows on the main deck which permit the helmsman to see the dock alongside. A generous, raised, “L” shaped settee provides an excellent view for those seated around the twin pedestal dining table there. An array of instruments is inset into a black console and surrounded by natural wood work. Fore and aft are large drawers and cabinetry for navigation equipment and charts. Visibility from the pilothouse is excellent, with five windows across the front with separate windshield wipers and washers. Stairway access to the flybridge is offset to starboard. Helm is on center with a eight spoke varnished steering wheel with Destroyer type stainless outer ring.

Pilothouse Equipment

• Trimble NT 200D GPS • Northstar 6000i chart plotter • C-Plath Navipilot autopilot • Danforth magnetic compass • Standard Horizon Explorer DSC VHF • Stephens 2250 SSB radio • Stephens SeaHail loud hailer and fog signal • Burle closed circuit TV monitor • B&G Hydra speed and distance monitor • B&G wind indicator • Newmar battery and electrical system monitors • Furuno 72 mile Radar model FR7111 • Furuno Color Video Depth Sounder • Manual backup engine controls • Naiad 302 Stabilizer controls • HPS hydraulic bow thruster controls • ACR halogen search light controls • Kahlenberg air horn control • DDEC electronic controls • DDEC engine function monitors • VDO engine instruments • Sky Cell SatCom phone • Windshield washers and wipers

Galley

The galley is next forward on the main deck, accessed from the starboard passageway connecting from the salon past the pilothouse. The panorama continues as the windows in the galley, on both sides, are of a grand size. There is a informal corner dining lounge forward to port. This is the popular country kitchen and can act for family dining or as a crew lounge. Galley counters, island counter and dinette top are biscuit tone granite. **Galley Appliances:** Appliances include refrigerator, freezer, dishwasher, 4 burner range top, microwave, convection oven, and compacter.

Engine Room

Located aft with access from the transom platform and a hatch and ladder from the aft deck. Spacious, well planned with easy access to all systems and maintained to a high standard. See Mechanical Systems and Electrical.

Flybridge

Accessed both from the pilothouse via a sliding hatch with a clear top and front for visibility and a

aft deck ladder with overhead hatch. A fine, handsome hardtop was added in 2006.

The flybridge helm station is centered forward, with a helm chair and two companion chairs. There are outboard wing control stations to port and starboard with throttle, gear, and bow thruster controls.

A wet bar is positioned just aft of the helm chair, with sink, Gaggenau grill top, and U-line refrigerator/ice maker. There is wrap around bench seating aft and on both sides of the bridge area, with pedestal mounted, three corner tables on both sides. A centerline walkway through the aft bench seating provides access to the boat deck. There is a low profile electric davit to port. An Avon 8 man liferaft is mounted to starboard.

Flybridge Electronics

• Northstar 6000i chart plotter • C-Plath autopilot station • C-Plath rudder angle indicator • Jog steering control lever • C-Plath magnetic compass • ACR searchlight control • Furuno 48 mile Radar • Furuno color depth finder remote • Bow thruster controls • Naiad stabilizer control • DDEC controls and digital monitors • VDO engine instruments • B & G Hydra speed, depth, & wind indicators • SEA 156 VHF radio • Pioneer am/fm CD player • Pioneer exterior speakers

Entertainment Systems

Primary (Salon) Equipment: Mitsubishi Color Television Mitsubishi CD Player Sony DVD player Mitsubishi Surround Sound Amplifier SeaTel Sat TV Receiver **Master Stateroom:** Mitsubishi Color Television Mitsubishi CD Player Mitsubishi DVD player Mitsubishi Surround Sound Amplifier **Guest and Crew Staterooms:** Pioneer Stereo/CD player

Electrical System

• Kilo-Pak 33 kw generator 4,700 hours (May 2014) • Kilo-Pak 40 kw generator 4,700 hours • 12/24V DC & 110/220V AC systems • Sentry 12V & 24V automatic battery chargers • 110/220V AC, 100 amp 60 Hz single phase electric supply system • Shore cable reels fore and aft • Charles Electronics Isolation transformer • Staco Voltage regulators • Wards 480V 100 amp galvanic isolator • 24V emergency lighting system • Engine room fluorescent (110V) and incandescent (24V) lighting • Two 24V battery banks-engine starting and emergency lighting • Two 12V battery banks-generator • Engine room distribution panel and gauges • Hull corrosion monitor • Batteries, ship's lighting

Engine / Mechanical Equipment

• Engine room log • Marine Air Chilled Water Air Conditioning - two 5 ton chillers (2005 & 2010) • HPS hydraulic driven bow thruster 12" • DDEC electronic engine controls • Pilothouse manual

backup engine controls • Engine room remote engine starts and gauges • Naiad 302 Stabilizers • Engine mounted hydraulic stabilizer and windlass pumps • Kahlenberg D-2 triple air horns • Kahlenberg compressor • ACR halogen remote controlled searchlight • Engine room mounted 220V compressor and air storage tank • Port and Starboard 220V engine room blowers • Port and starboard raw water sea chests • Automatic and manual engine room fire suppressant CO2 system • Diesel fuel overfill protection system: via audible alarm & light • Racor fuel filters, main engines (triple) and generators • 110V fuel transfer pump • 12V fuel priming pumps (2) • Oil change pump • Oil reservoir tanks (2) - 45 gallons each • Matrix Silver 600 gpd water maker • Headhunter fresh water toilets • Two 40 gallon stainless steel hot water heaters • Maytag washer & dryer (2) sets • Headhunter tank level monitor system • Hersey pneumatic tank level monitor system for fuel and water • Dual fresh water pumps • Expansion tank for air • Nutone central vacuum system • Engine room and aft deck closed circuit cameras • SeaTel Satellite TV receiver • Engine room work bench w/ bench vise • Tool chest and tool set • Engine room stainless steel sink

Deck Equipment

• Radar arch and hardtop – Air draft 23' (hardtop) mast up • Nautical Structures 2000lb hydraulic/electric davit • Base mounts for previous Novurania 15'. No tender included • 8 man Avon canister sealed life raft • Stainless steel side mounting boarding ladder • Marquipt 8 step tide ride boarding stairs • Dual port and starboard boarding gates • Integral swim platform • Hot & cold shower - swim platform • Removable stainless steel swim ladder • Stainless steel swim platform guard rail hoops • Swim platform boat whip tender control system • Recessed stainless steel swim platform cleats • Spring loaded shore cable reel aft & forward in cuddy • Foredeck escape hatch from crew quarters • 3 flybridge helm chairs • Flybridge flood lights and courtesy lighting • Forward trunk cabin cuddy compartment • Sub Zero freezer located in cuddy • Port and starboard foredeck fixed dunnage boxes plus dock box • Bow anchor roller system • Maxwell 3500 hydraulic driven anchor windlass with chain sprocket • Bruce 50 kg primary anchor with 300' 1/2" chain rode • Foredeck ship's bell and stand • Dual Maxwell 3500 aft deck capstans • Teak varnished cap rails • Stainless steel handrails

Comments

This exceptionally fine Burger Semi-Raised Pilothouse Motor Yacht has many impressive features that make her most desirable:

- Interior accommodations and the exterior appear essentially as new - Both engines at zero hours - A history of fine maintenance and careful use - A structure designed and built by Burger for safety and sea kindly cruising - A size ideal for a couple to operate and live aboard - Master stateroom with king berth with his and hers baths - Walk around decks for ease of handling lines and fenders - Generous sized and properly arranged aft engine room in ideal condition - The Burger pedigree classic look that impresses all who see her - The ideal arrangement plan that functions so well - 18 knot cruising when wanted or 2000 mile range at 12 kts - Known as one of

the finest pedigree yachts of this size - Reasonably priced (Photographs courtesy of Capt. Patrick Phelan)

Exclusions

Owner's personal belongings.

Disclaimer

The Company offers the details of this vessel or yacht in good faith but cannot guarantee or warrant the accuracy of this information nor warrant the condition of the vessel. A buyer should instruct his representatives, agents, or his surveyors, to investigate such details as the buyer desires validated. This vessel or yacht is offered subject to prior sale, price change, or withdrawal without notice.

PHOTOS

Aft deck



Salon looking aft



Salon looking fwd



Dining and wet bar



Day Head



Pilothouse




Country style galley



Master



Master - Her bath



Master - His with shower



Crew cabin



Flybridge - three helm chairs



Flybridge helm




Flybridge lounge seating




Flybridge - wet bar, bbq



Flybridge forward view




Flybridge boat deck



Engine room



Engine room



Stern - Out of water


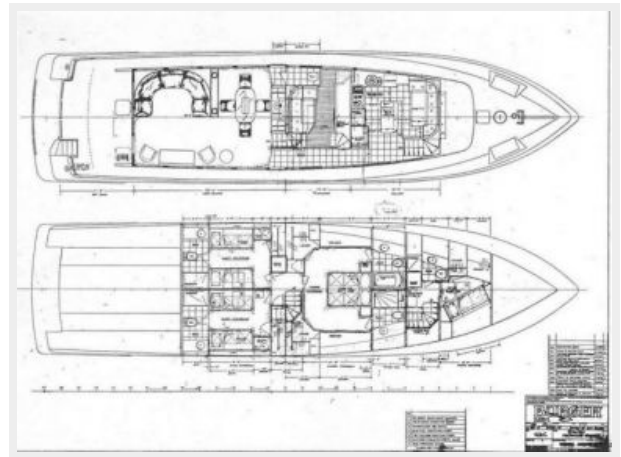


Out of water - bow



ROAMIN HOLIDAY



Profile drawing and upper deck**GA**

CONTACTS

Andrey Shestakov, leading yacht broker of the sales department of Shestakov Yacht Sales Inc. Shestakov Yacht Sales Inc., the official representative of the Miami/Fort Lauderdale FL headquarters.

Contact details

Email: **andrey@shestakovyachtsales.com**

Web: shestakovyachtsales.com/en/

Telephones

USA: **+1(954)274-4435**

Office hours

Monday – Saturday: **9:00 - 21:00 EDT**

Sunday: **closed**

Address



Harbour Towne Marina, 850 NE 3rd St,
STE 213, Dania, FL 33004