

HORIZON POLARIS — HORIZON



Builder: HORIZON

LOA: 147' 8" (45.01m)

Year Built: 2012

Beam: 29' 0" (8.84m)

Model: Mega Yacht

Price: PRICE ON APPLICATION

Location: United States

Our experienced yacht broker, Andrey Shestakov, will help you choose and buy a yacht that best suits your needs **Horizon Polaris — HORIZON** from **our catalogue**. Presently, at **Shestakov Yacht Sales Inc.**, we have a wide variety of yachts available on **our sale's list**. We also work in close contact with all the big **yacht manufacturers** from all over the world.

If you would like to buy a yacht **Horizon Polaris — HORIZON** or would like help answering any questions concerning purchasing, selling or chartering a yacht, please call **+1(954)274-4435**

TABLE OF CONTENTS

TABLE OF CONTENTS	2
SPECIFICATIONS	5
Basic Information	5
Dimensions	5
Speed, Capacities and Weight	5
Accommodations	5
Hull and Deck Information	5
Engine Information	6
DETAILED INFORMATION	7
Accommodations	7
Aft deck	9
Audio And Visual Equipment	9
Crew Lounge	10
Crew Quarters	10
Deck Equipment	11
Electrical System	12
Electronics and Navigational Equipment	13
Flybridge	13
Galley	14
Master Stateroom	14
Engine /Mechanical Equipment	14
Salon	15
Skylounge	16
Exclusions	16
Disclaimer	16
PHOTOS	17
Exterior II	17
Exterior III	17

Exterior IV	17
Exterior V	17
Layout	17
Main Salon	17
Formal Dining	17
Master Stateroom	17
Master Stateroom II	18
Master Bath	18
Guest Stateroom	18
Twin Guest Stateroom	18
Skylounge Bar	18
Skylounge	18
Pilothouse	18
Captain's Quarters	18
Sauna	19
Gym	19
Crew Mess	19
Crew Mess II	19
Laundry	19
Engine Room	19
Bridge Deck	19
Aft Deck	19
Flybridge	20
Flybridge Aft	20
CONTACTS	21
Contact details	21
Telephones	21
Office hours	21
Address	21

SPECIFICATIONS

Basic Information

Category: Mega Yacht

Model Year: 2013

Year Built: 2012

Country: United States

Fly Bridge: Yes

Dimensions

LOA: 147' 8" (45.01m)

LWL: 128' 5" (39.14m)

Beam: 29' 0" (8.84m)

Speed, Capacities and Weight

Water Capacity: 3043 Gallons

Fuel Capacity: 17100 Gallons

Accommodations

Total Cabins: 5

Sleeps: 10

Total Heads: 7

Captain Cabin: True

Crew Cabin: 5

Crew Berths: 8

Crew Heads: 5

Hull and Deck Information

Hull Material: Steel

Hull Configuration: Displacement w/
Bulbous Bow

Engine Information

Engines: 2

Manufacturer: MTU

Model: 12V 4000 M60

Engine Type: Inboard

Fuel Type: Diesel

DETAILED INFORMATION

Accommodations

Featuring a 29'4" beam, the spacious EP148 is built for comfort and luxury in long-range cruising. The Main Deck opens with a voluminous salon and ample seating, and moves forward into the expansive formal dining equipped with privacy doors and a multitude of storage. Forward and to port is the fully-equipped Galley, with a walk-in refrigerator and freezer, as well as interior stairs to Crew. An interior staircase to the lower deck as well as the skylounge, and a dayhead are to starboard in the foyer, leading forward into the Master Stateroom office complete with hanging lockers and plenty of space for a fully-functional office. The on-deck Master Stateroom is complete with a king-sized bed, walk-in closet, dual-sink head with private toilet room, and additional Master storage room. Below deck aft are two mirrored Guest Staterooms to port and to starboard with queen beds, dual hanging lockers, vanity desks and storage. Each guest stateroom has a large en-suite head complete with sink and undercabinet storage, shower and private toilet room. A foyer leads to Twin Staterooms to port and starboard -- the Twin Port features two twin beds with underberth drawers, hanging lockers, and en-suite head with shower, sink and toilet. Twin Stbd contains two twin beds with underberth drawers, hanging locker, and en-suite head with shower, sink and toilet. Crew Quarters are also found on the lower deck through the crew corridor, with interior access also through the galley staircase. To stbd is a crew cabin containing a single bed, hanging locker space, and en-suite head with full amenities. To port is the crew mess, equipped with full appliances and a U-shaped dining area. Another crew cabin is to stbd, with twin bunks, storage lockers above and below berth, and en-suite head with full amenities. A crew day head is to port, with the sister cabin to stbd featuring twin bunks and hanging lockers. The fourth crew cabin is to port with twin bunks, storage lockers, and an en-suite head with full amenities. A private stairwell is also featured, leading up to the main deck laundry room to port and a utility room to stbd. The upper deck features an aft deck with refrigerator and icemaker for entertaining, and the Skylounge has seating to port and a bar to stbd. Forward and to port is a Spa room with Sauna and shower, and to stbd is an accompanying gym with dayhead. The upper foyer leads to the Pilothouse, with an office entrance moves into the helm, with two helm chairs, a three-station display, and seating behind the helm chairs. To stbd is the captains office, captain's quarters and en-suite head with full amenities. The Flybridge is equipped with a hot-tub surrounded by a sun-pad, additional sun chairs, day-head and open shower. Mid-ship is a complete bar with seating, Teppanyaki grill, dishwasher, sink, icemaker, storage for bottles, and cooling drawers. Forward are two dining tables with a U-Shaped seat, and additional sunpad seating.

- **Pilothouse**
- Oak wood parquet floor

- Lacquered walls in hi-gloss finish with light brushed oak wood panels
- Leather helm console with carbon fiber dash board
- (2) helm chairs with central leaning post
- 3-person leather sofa, armrest tray and cupholders
- **Salon and Dinette**
- Salon light brushed oak wood floor & wall covering
- Dining room cream wallpaper & light brushed oak wood flooring
- Lacquered cream dining table high-gloss finish
- Dining sideboard light brushed oak wood with marble top
- Leather or wood furniture
- **Galley, Staircase and Foyer**
- Stone anti-slip flooring in Galley
- Lacquer walls
- Central spiral stairs steps in Oak wood
- Main deck to crew stairwell in light brushed Oak
- Polished S/S handrails w/ leather cover on Central spiral stairs
- Polished S/S handrail main deck to crew stairwell
- **Master**
- Cream colored carpet
- High-gloss metallic lacquer cream walls
- Countertops and trim in light brushed oak wood
- Walk-in closet light brushed oak wood
- Built-in furniture: L-shape study chair with lockers and drawers port side, lockers, vanity table and loveseat stbd, P&S nightstands, 40" TV wall mount
- Electro-photonic glass between master room & master head tub
- **Master Head**
- Marble floor
- Natural stone countertops
- His and hers inlaid Kanera porcelain sinks
- Duravit Hot tub
- Vola bathroom hardware
- **Guest Cabins**
- Cream carpet
- Light oak wood walls or wallpaper
- Cedar-lined hanging lockers
- Built-in furniture: lockers and drawers with vanity table, nightstands, wall mount for TVs 26" and stereo lockers
- **Guest Heads**
- Natural stone floor
- High gloss lacquer walls
- Inlaid porcelain Kanera sinks
- Counter tops made of natural stone
- Shower walls mosaic tiles
- Vola bathroom hardware

- **Lower Foyer Appliances**
- Gaggenau fridge
- Gaggenau coffee maker
- **Crew Quarters**
- Wood flooring
- Light brushed oak wood walls
- Wood dining table light brushed oak
- Cedar lined hanging lockers
- **Crew Heads**
- Marble floor
- Stone counters
- Bravat sinks
- Hansgrohe bathroom hardware

Aft deck

- **Appliances**
- (2) Waeco Cooling drawers
- Waeco coolmatic Ice Box
- Sink
- Teppanyaki
- Waeco Coolmatic fridge
- Manitowoc ice maker

Audio And Visual Equipment

- **Aft Deck**
- 37" fold down SAT TV w/ SAT receiver
- Bose 131 water resistant speakers, linked to salon
- **Salon**
- Crestron central audio-visual integration control system with wireless touch panel/keypad that controls Entertainment(satelite tv, dvd, cd player, radio and Automation(lightning, shades)
- 60" Sharp SAT TV w/ SAT reciever
- DVD/CD player
- Bose Acoustimass surround sound speaker system
- One pair of speakers in Dinette linked to Salon
- **Galley**
- Ceiling speakers linked to Salon
- **Master Stateroom**
- 40" Sharp SAT TV wall mounted w/ SAT receiver
- DVD/CD player

- Bose Acoustimass surround sound speaker system
- Ceiling speakers
- **Master Office**
- 6" Hi/Lo SAT TV w/ SAT receiver
- DVD/CD player
- Ceiling speakers
- **Guest Cabins**
- 26" fold-down SAT TV w/ SAT receiver
- DVD/CD player per each
- One pair of speakers in each cabin
- **Skylounge**
- 52" fold-down Sharp SAT TV w/ SAT receiver
- DVD/CD player
- Bose Acoustimass surround sound speaker system
- **Captain's Quarters**
- 26" wall mounted SAT TV w/ SAT receiver
- DVD/CD player
- Ceiling speakers
- **Crew Lounge & Quarters**
- 26" wall-mounted SAT TV w/ SAT receiver
- DVD/CD player
- Ceiling speakers
- **Pilothouse**
- Ceiling speakers linked to captains cabin
- **Flybridge**
- 32" fold down SAT TV w/ SAT receiver
- Bose 131 water resistant speakers, linked to Skylounge
- **Skylounge Deck**
- Bose 131 water resistant speakers, linked to Skylounge
- **Gym**
- Ceiling speakers, linked to Skylounge

Crew Lounge

- **Appliances**
- Miele Fridge/Freezer
- Miele Microwave
- (2) Miele Washer/dryers

Crew Quarters

- Fridge / Freezer (Simens)
- Coffee Maker (Gaggenou CH210-130)
- Dish Washer (Gaggenau DF240/DF241)

Deck Equipment

All works to the existing vessel's hull will be of welded steel construction with plating and stiffener scantlings to the requirements of the Classification Society. The Superstructure will be of welded aluminum alloy construction with plating and stiffener scantlings to the requirements of the Classification Society.

- International anti-osmosis treatment on hull bottom with 2 Coats of International Black anti-fouling paint
- Steel half round pipe rub rail with S/S cap
- All windows to be toughened, tinted safety glass with certified thickness
- S/S railings to be 2" round polished grade 316# stainless steel
- Exterior teak decks - on main deck, P&S passageway & aft deck, steps down to swim platform., on 2nd boat deck aft dow deck, portuguese deck, fwd central passageway and flybridge deck
- All thru-hull fittings below waterline to be thick steel penetration pope w/ bronze struts or casting valves
- Polished grade 316# S/S caprail
- Watertight S/S fixed portlights with S/S storm covers
- **Forward**
- P&S FRP settee & table w/ cushions
- P&S large storage lockers for hydraulic power unit rescue crane
- Bow deck central lockers for tender and ropes
- (2) 280KG high holding power Kedge type anchor (S/S grade) built into accessed S/S anchor pocket
- (2) 558ft each 22mm BV grade Q2 grade high strength stud-link chain
- Sea water anchor chain washdown system
- (2) Maxwell VWC 11000 hydraulic windlass
- (2) Maxwell VC6000 warping capstan
- **Aft Deck**
- Teak dining table for 10 guests
- Built-in steel bar w/ appliances
- (2) Maxwell VC6000 Warping capstan
- (2) hawse eyes installed P&S side
- (2) fixed type Bollard at swim platform corner for tender mooring
- (12) molded S/S freeing ports
- (2) hawse eyes and bollard on each side of fore main deck, (2) on each side of midship, (2) on each side of aft main deck
- Hydraulic telescopic passerelle, extended length 5850mm

- Hydraulic telescopic swim ladder extended length 1485mm
- William 505 tender
- (2) Yanmar VX series waverunner
- **Boat Deck**
- Aluminum alloy molded-in storage counters
- P&S wing stations outside PH, stations include electronic engine controls, jog lever, horn buttons, thrusters and rudder angle indicator
- **Flybridge**
- FRP bar w/ appliances and eight bar stools
- S/S windshield frame
- FRP sette & teak wood table w/ cushions
- Raised hot tub w/ built-in sun pads
- Day head
- Shower room

Electrical System

- (2) CAT 150kW 1500 RPM generators
- Onan 27kW Emergency generator
- (2) 100Amp, 400/230V, three-phase shore feeds
- 100' Glendinning CM-8 Cablemaster cord reels
- One Mastervolt 125 kVA frequency converter, wide range input from 208VAC-480VAC, 40-70Hz, 3 phase converting to boat power system
- One Mastervolt 2.5kVA, 24VDC to 230VAC inverter
- Boening central alarm and control system displayed on 15" flat screen monitors in PH, electrical room, engine room and crew mess - bilge, water, grey and black tanks, watertight doors, windows, hatches, major pumps, blowers, equipments operation monitoring
- Main AC Switchboard located in electrical room
- 24V DC LED indirect rope lighting in curtain box and ceiling
- (2) searchlights located on hard top
- (6) 24V DC red lights at nav area
- (2) heater/defrosters on PH console
- 12 Underwater lights, 230V ballast and 150W MSD lamp thru-hull
- Sea Fire fire detection and monitoring system, smoke and heat detectors in each enclosed cabins
- Engine starting bank AGM battery, 24VDC 450AH
- Daily Service bank GEL 24VDC 600AH battery
- Main engine control bank AGM 24VDC 160AH battery
- Emergency engine control bank AGM 24VDC 160AH battery
- Generator starting bank AGM 24VDC 225AH battery
- Emergency generator starting bank AGM 12VDC 160AH battery
- Trasional battery GEL 24VDC 85AH battery

- Emergency fire pump starting bank AGM 12VDC 90AH battery
- (4) Charles 50A/24V DC battery chargers for the main engine starting and control battery banks
- (5) Charles 100A/24V DC battery chargers for the ship's daily bank
- (2) Charles 25A/24V DC battery chargers for each gen starting battery bank
- (2) Charles 100A/24V DC battery chargers for transitional battery bank
- (1) Charles 50A/12V DC battery charger for emergency gen starting battery bank
- (1) Charles 15A/12V DC battery charger for emergency fire pump starting battery bank
- (1) Charles 15A/24V DC battery charger for GMDSS battery bank

Electronics and Navigational Equipment

- Satellite Communication KVH F77 TracPhone
- KVH TracVision M9
- Furuno FAR-2127-BB X-Band Radar w/ 7' array antenna
- Furuno XN-13A X-Band Radar w 7' antenna
- Furuno FE-700 Depth Echo Sounder
- (2) Furuno GP-150 GPS with 6" display
- Furuno GP-330B GPS for Navnet 3D
- Furuno Navnet 3D electroic chart system w/ MPU-D01 + ECDIS FEA-2107-BB
- GMDSS VHF Radios: Furuno FM-8800S, Furuno FS-1570, Furuno Felcom 15+SSAS, hand-held (2) Entel HT-649
- Simrad RS87 VHF loud hailer
- Furuno 525ST MSD Depth Transducer for Navnet 3D
- Furuno 200B-8B for echo sounder
- Furuno DS-80 Speed Transducer
- Furuno DST-800 Sensor for speed, temp, depth
- Furuno DS-850 doppler speed log
- Furuno DFF1 Fish Finder
- Furuno WS-200 on radar for Navnet 3D weather
- Simrad AP50 Autopilot
- Camera system: (6) hi-res cameras throughout boat, 19" display LCD monitor
- Furuno Satellite weather receiver fax-30
- Furuno NX-700 Navtex
- Furuno FA-150 AIS w/ display
- Furuno SC-110 Compass w/ display
- TAX-00122 Pelorus Compass
- (2) Ritchie SS-5000 Magnetic Compass
- (3) 19" LCD Display Monitors

Flybridge

- **Appliances**
- Manitowoc Ice maker
- Waeco Six Cooling drawers
- Waeco fridge
- Two Waeco Coolmatic Ice Boxes
- Teppanyaki
- Sink
- Gaggenau Dish Washer

Galley

- **Galley**
- Miele Ref/Freezer unit
- Walk In Freezer unit (Standard 300 cubic ft w/shelf)
- Miele Gas Cook Stove
- Gaggenau Microwave
- Gaggenau Oven
- Miele Dish Washer
- Broan Trash Compactor
- Disposal
- Wine Cooler (Viking 24")
- Gaggenau Two-Heated Drawers
- Miele Deep Fryer
- Miele glass wok station
- Double Sink
- Manitowoc Ice Maker
- Gaggenau Coffee Maker

Master Stateroom

- **Master Stateroom Appliances**
- Waeco coolmatic fridge
- Jura coffee maker

Engine /Mechanical Equipment

- Twin MTU 12V 4000 M60,1800 HP @1800rpm with
- ZF MMC Electrical control Engines
- Hi Tensile Stainless Steel #630 (or equivalent Aqua#17) shaft, diameter 172 mm (6.8") per Class regulation
- Cast Iron A-Brackets with foil shape struts, class test & certificate

- 5-Blade NI-AL BR Propeller, diameter 1750mm, keyless shrinking with class stamp certification
- Class Type Approved Hydraulic Steering System at four stations: PH, P&S wing stations, aft electric controls
- S/S 316L foil shaped balanced rudders plate with s/s 630 grade, rudder stock diameter per class requirement
- Steel structure fuel tanks all have fills, standard air vents, electronic monitoring system w/ Hi/Lo alarm
- RACOR fuel filters for both engines and each generator
- Alfa Laval fuel/water separator
- Electronic 2 x G&R CP/25/1 fuel transfer pump with manual emergency operation pump
- Engine room: patterned aluminum or non-skid rubber floor
- Perforated aluminum panels and white painted utility area
- Air intake G&R Reversible ELL 800, G&R reversible ELL 800 exhaust fan
- Workbench w/ S/S countertop, sink, vise, tools storage and multiple power outlets
- Schneider air compressor, 220 VAC, 125 PSI w/ in-line water separator and regulator
- Kahlenberg T-3A horn
- (2) Rheinstrom Bilge/Fire Pumps
- Steel structure fresh water tanks
- Sea Recovery 1800 GPD Watermaker, 9000ltr Per Day -- (1) carbon filter, (1) sand filter and (1) UV filter
- (4) Rheinstron 115ltr hot water heater
- NOSKE- KAESER Chilled HVAC water system
- 24" 150HP bow and stern thrusters
- Zero speed stabilizers
- High pressure hydraulic system: anchor windlass (2) maxwell, capstan (4) maxwell; bow and stern thrusters; 22 square foot stabilizer fins.
- 185-gallon clean lube oil tank
- 185-gallon lube waste tank
- One central Hamann waste water system
- TENDER GARAGE: a) space & capacity for one SBO tender, size up to 19.7ft /1400kg, b) water tight Hydraulic aluminum alloy Garage door up lifting with swim platform, c) S/S slip way launching system with hydraulic winch
- DIVING ROOM: a) diving equipment locker with free installation for SBO water sports, b) Independent W.T. crew entrance door on Port staircase

Salon

- **Salon Bar**
- Gaggenau Refrigerator
- Waeco ice box

- Manitowoc Ice maker
- Sink
- Miele wine cooler

Skylounge

- **Bar Appliances**
- Gaggenau Refrigerator
- Waeco ice box
- Manitowoc Ice maker
- Sink
- Miele wine cooler
- **Boat Deck Exterior Bar**
- Waeco coolmatic refrigerator
- Manitowoc ice maker

Exclusions


Owner's personal belongings.

Disclaimer

The Company offers the details of this vessel or yacht in good faith but cannot guarantee or warrant the accuracy of this information nor warrant the condition of the vessel. A buyer should instruct his representatives, agents, or his surveyors, to investigate such details as the buyer desires validated. This vessel or yacht is offered subject to prior sale, price change, or withdrawal without notice.

PHOTOS

Exterior II




Exterior III



Exterior IV




Exterior V



Layout




Main Salon



Formal Dining



Master Stateroom



Master Stateroom II



Master Bath



Guest Stateroom



Twin Guest Stateroom



Skylounge Bar



Skylounge



Pilothouse



Captain's Quarters



Sauna



Gym



Crew Mess



Crew Mess II




Laundry




Engine Room



Bridge Deck



Aft Deck



Flybridge



Flybridge Aft



CONTACTS

Andrey Shestakov, leading yacht broker of the sales department of Shestakov Yacht Sales Inc. Shestakov Yacht Sales Inc., the official representative of the Miami/Fort Lauderdale FL headquarters.

Contact details

Email: **andrey@shestakovyachtsales.com**

Web: shestakovyachtsales.com/en/

Telephones

USA: **+1(954)274-4435**

Office hours

Monday – Saturday: **9:00 - 21:00** EDT

Sunday: **closed**

Address



Harbour Towne Marina, 850 NE 3rd St, STE 213, Dania, FL 33004