

PAIN AWAY — AZIMUT



Builder: AZIMUT

Year Built: 2001

Model: Cruiser

Price: PRICE ON APPLICATION

Location: Turkey

LOA: 68' 0" (20.73m)

Beam: 18' 0" (5.49m)

Min Draft: 5' 0" (1.52m)

Cruise Speed: 28 Kts. (32 MPH)

Max Speed: 32 Kts. (37 MPH)

Our experienced yacht broker, Andrey Shestakov, will help you choose and buy a yacht that best suits your needs **PAIN AWAY — AZIMUT** from **our catalogue**. Presently, at **Shestakov Yacht Sales Inc.**, we have a wide variety of yachts available on **our sale's list**. We also work in close contact with all the big **yacht manufacturers** from all over the world.

If you would like to buy a yacht **PAIN AWAY — AZIMUT** or would like help answering any questions concerning purchasing, selling or chartering a yacht, please call **+1(954)274-4435**

TABLE OF CONTENTS

TABLE OF CONTENTS	2
SPECIFICATIONS	3
Basic Information	3
Dimensions	3
Speed, Capacities and Weight	3
Hull and Deck Information	3
Engine Information	3
DETAILED INFORMATION	4
Additional Specs, Equipment and Information	4
Exclusions	6
Disclaimer	6
PHOTOS	7
CONTACTS	9
Contact details	9
Telephones	9
Office hours	9
Address	9

SPECIFICATIONS

Basic Information

Category: Cruiser

Model Year: 2001

Year Built: 2001

Country: Turkey

Cockpit: Yes

Dimensions

LOA: 68' 0" (20.73m)

LWL: 69' 0" (21.03m)

Beam: 18' 0" (5.49m)

Min Draft: 5' 0" (1.52m)

Speed, Capacities and Weight

Cruise Speed: 28 Kts. (32 MPH)

Max Speed: 32 Kts. (37 MPH)

Water Capacity: 317 Gallons

Fuel Capacity: 1267 Gallons

Hull and Deck Information

Hull Material: Fiberglass

Hull Designer: STEFANO RIGHINI

Engine Information

Engines: 2

Manufacturer: MTU

Model: 12V 183TE 93

Engine Type: Inboard

Fuel Type: Diesel

DETAILED INFORMATION

Additional Specs, Equipment and Information

Dimensions LOA: 68' LWL: 69' Beam: 18' Draft: 5' Engines Engine(s): (2) MTU
 Engine(s) HP: 1150 Engine Model: 12V 183TE 93 Cruising Speed: 28.0 KNOTS Max
 Speed: 32.0 KNOTS

Tankage Fuel: 1267 US GALLONS Water: 317 US GALLONS

1. DIMENSIONS Length Overall (L.O.A.): 70.83 feet (21.60 meters) Length at Waterline:
 69.33 feet (21.08 meters) Beam: 18.00 feet (5.50 meters) Draft: 5.41 feet (1.65
 meters)

Tonnage: 40 net ton

Fuel Capacity: 1,267 US Gallons (4,800 liters) Water Capacity: 317 US Gallons (1,200
 liters) Watermakers: 700 US Gallons (2,640 liters) Wastewater: 132 US Gallons (500
 liters)

Speed// Consumption per hours// Range Maximum: 32.0 knots //117 US Gallons p/hour
 //350 nm Cruising: 28.0 knots //102 US Gallons p/hour //397 nm

2. MACHINERY

Main Engines Engine Type: (2) MTU 12V 183TE 93, @ 1,150Hp each Drive: Propeller
 Generators & Electricity Output: 120 Volts; Single Phase; 60Hz Generators: (2) 20Kw
 Kohler generators Shore Power: 120-240 Volts; Single Phase; 60Hz

Batteries: Main Engine Starting: 24V Generator Starting: 12V (Battery charger) General
 Service: 24V (Battery charger) Emergency: 24V (Battery charger)

Air Conditioning: Type: Tropical A/C Cruisair / SMX Controls; 98,000 BTU

Other Machinery Watermakers: Horizon Seafari SFM 740-2 Bow Thruster: 20Hp
 Steering System: Electro-Hydraulic Fuel Separator & Filtration: Racor Sewage System:
 Sealand Bilge Water Filtration: Jabsco 3. COMMUNICATION, NAVIGATION &
 ENTERTAINMENT SYSTEMS

Communication Systems SATcom: KVH Telephone System: Panasonic VHF: (2) VHF
 Shipmate RS 83000 Icom VHF

Navigation Systems Radar: Raytheon Pathfinder RL80C; 72nm range Gyrocompass: (2)
 Ritchie Auto Pilot: Raytheon ST 6000t Depth Sounder: (2) Raytheon ST80 Multiview GPS:
 (2) Northstar 6100i

Entertainment System:

a. Video Equipment TV's: Samsung 24" LCD (Salon), Bose multisystem Sharp 15" LCD (Master), LG multisystem Magnavox 15" LCD (VIP)

b. Audio Equipment Stereos: Bose Lifestyle (Throughout) 4. GALLEY & LAUNDRY EQUIPMENT - Main Galley Equipment Cooking Equipment: Range: Ceran 4-burner Microwave: General Electric Refrigeration/Freezer: Vitrifrigo combo Dishwasher: Oriogo

Laundry Equipment: Main Laundry Equipment: General Electric combo (Starboard Guest Stateroom) Secondary Laundry Equipment: Combomatic (Crew Quarters)

5. TENDERS & TOYS Tenders: 11" Nautica DL11; Yamaha 40Hp-4 stroke

6. DECK EQUIPMENT Anchor Windlass System: 1,500W; 24V reversible winch Aft Warping Capstans: (2) Aft cockpit Anchors: (1) 143lb (65Kg) Anchor Chain: 267' x 12mm chain Boat Crane and Davits: Benezoni 771lbs (350Kg) Accommodation Ladders: Tide Rider (Manual)

7. SECURITY, FIRE FIGHTING & SAFETY EQUIPMENT| Security Equipment: Fixed Halon System: (2) 26lb (12Kg) for engines

Fire Fighting Equipment: Fire Extinguishers: (4) - Throughout

Safety Equipment Life Rafts: 6-person EPIRBs: Yes Flares: (6)

8. ACCOMMODATIONS Sleeps up to 7 in the owner's party in 4 staterooms, plus crew accommodations for up to 2 in 1 cabin - The Azimut 68 Plus is one of the builders all time best sellers due to the yacht's overall design as a fast, comfortable motor yacht with top speeds reaching 32 knots. There are four very luxuriously appointed staterooms for the owner's and their guests as well as a larger than normal separate crew quarters for two. The yacht has stunning exterior lines and rich interior appointments as the Italian builders at Azimut are so well known for in their entire yacht line. High gloss cherry wood, leather covered seating areas, marble countertops and high end designer fabrics are used generously throughout the yacht. Boarding the yacht can be done by the teak covered swim platform and up the molded staircase or by the Tide Rider Ladder through either port or starboard aft side boarding gates. The aft cockpit has a teak covering, built in aft bench seat with refrigerator, large high gloss teak table and three teak chairs with cushions. There is also an aft sun shade for privacy. The crew cabin and engine room is entered through the aft cockpit deck hatch. The crew cabin has a full size lower berth and a single upper berth, full head with shower and a combo washer/dryer. Moving forward from the cockpit there is the external staircase to starboard leading up to the fly bridge. Here the tender is stored aft and launched with the aid of the Benezoni davit. Moving forward on the fly bridge is semi-circular settee, fiberglass table, a large sun pad to port and a wet bar with electric

barbeque and refrigerator to starboard. All the way forward to port is the double wide pilots seat and upper helm with full controls and instrumentation and to starboard is the hatch door leading down the internal staircase to the main deck. The forward part of the fly bridge is protected by a canvas bimini top. Returning to the aft cockpit one may move forward along either port or starboard side decks where a large sun pad is located. Entrance to the main deck is either through the starboard side pilot house door or the large stainless steel and glass sliding door from the aft cockpit. Accessing the main deck through the aft cockpit sliding stainless steel and glass door you will encounter two leather shaped sofas on each side of the salon, coffee table and entertainment system with flat screen TV and Bose Lifestyle System. All the wood furniture pieces are done in high gloss cherry. Moving forward and up two stairs is the dining area to port with a leather covered sofa and high gloss cherry & burlwood table with a removable center leaf. To starboard is the galley with a four burner Ceran cook top, full size refrigerator/freezer, microwave, dish washer, double sink and plenty of storage in high gloss cherry cabinets. Forward and to port is the lower helm with adjustable pilot seat and full instrumentation and controls. Directly starboard is the watertight door to the side deck. Moving forward is the starboard staircase leading down to the accommodation deck. On the first landing is the day head with separate shower that is also shared by the starboard guest stateroom with a single berth and separate GE washer and dryer. Directly across the companionway is the port guest stateroom with side by side single berths with a private head and shower. Moving all the way forward is the VIP stateroom with private head and shower. Mid ship is the full beam owner's stateroom, with a port side vanity and starboard side leather settee. The owner's bath is to port and has his & her sinks and full size tub with shower. To starboard is the owner's walk-in closet.

9. EXCLUSIONS Exclusions include all of Owner's personal effects - "All speeds, capacities, consumption, etc. are approximate or estimated; measurements can also be approximate. Specifications are provided for information only and particulars herein obtained from sources believed to be correct, but are not guaranteed. Buyer should instruct his agent and/or surveyor to check all details for accuracy."





Exclusions


Owner's personal belongings.

Disclaimer

The Company offers the details of this vessel or yacht in good faith but cannot guarantee or warrant the accuracy of this information nor warrant the condition of the vessel. A buyer should instruct his representatives, agents, or his surveyors, to investigate such details as the buyer desires validated. This vessel or yacht is offered subject to prior sale, price change, or withdrawal without notice.

PHOTOS





CONTACTS

Andrey Shestakov, leading yacht broker of the sales department of Shestakov Yacht Sales Inc. Shestakov Yacht Sales Inc., the official representative of the Miami/Fort Lauderdale FL headquarters.

Contact details

Email: **andrey@shestakovyachtsales.com**

Web: shestakovyachtsales.com/en/

Telephones

USA: **+1(954)274-4435**

Office hours

Monday – Saturday: **9:00 - 21:00** EDT

Sunday: **closed**

Address



Harbour Towne Marina, 850 NE 3rd St, STE 213, Dania, FL 33004