

## DANI — HARGRAVE



**Builder:** HARGRAVE

**Year Built:** 2004

**Model:** Motor Yacht

**Price:** PRICE ON APPLICATION

**Location:** United States

**LOA:** 90' 0" (27.43m)

**Beam:** 21' 0" (6.40m)

**Max Draft:** 5' 8" (1.73m)

**Cruise Speed:** 18 Kts. (21 MPH)

**Max Speed:** 20 Kts. (23 MPH)

Our experienced yacht broker, Andrey Shestakov, will help you choose and buy a yacht that best suits your needs **DANI — HARGRAVE** from **our catalogue**. Presently, at **Shestakov Yacht Sales Inc.**, we have a wide variety of yachts available on **our sale's list**. We also work in close contact with all the big **yacht manufacturers** from all over the world.

If you would like to buy a yacht **DANI — HARGRAVE** or would like help answering any questions concerning purchasing, selling or chartering a yacht, please call **+1(954)274-4435**

---

# TABLE OF CONTENTS

---

TABLE OF CONTENTS	2
SPECIFICATIONS	4
Overview	4
Basic Information	4
Dimensions	4
Speed, Capacities and Weight	4
Accommodations	5
Hull and Deck Information	5
Engine Information	5
DETAILED INFORMATION	6
Vessel Walkthrough	6
Salon	6
Dining Room	6
Companionway	7
Pilothouse	7
Galley	8
Lower Accommodation Foyer	8
Master Stateroom	9
Master Head	9
VIP Stateroom	9
VIP Head	10
Guest Stateroom	10
Guest Head	10
Crew Area	11
Captain's Cabin	11
Crew Cabin	11
Crew Head	11
Aft Deck	11

---

Fore Deck	12
Fly Bridge	12
Fly Bridge Helm Station	13
Lazarette	13
Tender	13
Engine Room	13
Electric	14
Comments	15
Exclusions	15
Exclusions	15
Disclaimer	15
PHOTOS	16
Salon	16
Day head	16
Vessel Layout	17
CONTACTS	18
Contact details	18
Telephones	18
Office hours	18
Address	18

---

# SPECIFICATIONS

---

## Overview

---

Dani is ready to show after her recent yard work which included fresh bottom paint, props and shafts, and touch-ups to the gel-coat.

Range 1,000 miles at 11 knots and 1100 RPM

## Basic Information

---

**Category:** Motor Yacht

**Sub Category:** Raised Pilothouse

**Model Year:** 2005

**Year Built:** 2004

**Country:** United States

**Vessel Top:** Raised Pilothouse

**Fly Bridge:** Yes

## Dimensions

---

**LOA:** 90' 0" (27.43m)

**LWL:** 79' 8" (24.28m)

**Beam:** 21' 0" (6.40m)

**Max Draft:** 5' 8" (1.73m)

**Clearance:** 32' 0" (9.75m)

## Speed, Capacities and Weight

---

**Cruise Speed:** 18 Kts. (21 MPH)

**Max Speed:** 20 Kts. (23 MPH)

**Displacement:** 100000 Pounds

**Water Capacity:** 600 Gallons

**Holding Tank:** 115 Gallons

**Fuel Capacity:** 3000 Gallons

---

## Accommodations

---

**Total Cabins:** 3

**Total Berths:** 5

**Sleeps:** 7

**Total Heads:** 5

**Captain Cabin:** True

**Crew Cabin:** 2

**Crew Berths:** 3

**Crew Sleeps:** 4

**Crew Heads:** 1

---

## Hull and Deck Information

---

**Hull Material:** Fiberglass

**Deck Material:** Fiberglass

**Hull Configuration:** Semi-Displacement **Hull Color:** white

**Hull Finish:** Stainless Steel

---

## Engine Information

---

**Engines:** 2

**Manufacturer:** Caterpillar

**Model:** 3412

**Engine Type:** Inboard

**Fuel Type:** Diesel

---

# DETAILED INFORMATION

---

---

## Vessel Walkthrough

---

DANI is built to a classic American Yachting design including a country kitchen, raised pilothouse, a spacious aft deck and a huge flybridge. Accommodations include an oversize master suite with his and her heads, a queen VIP suite and a guest suite with twin lower berths and a Pullman berth. Four crew are accommodated very comfortably in the forward crew area accessed via the country kitchen. During the build process special attention was paid to using any available area for storage with proper access. Features such as arched interior doors, 7ft headroom, wider staircases, cherry crown and base moldings and high end interior soft goods emphasize the fact that DANI was custom built for a discerning owner.

---

## Salon

---

Entered via an automatic sliding door the Salon takes advantage of the yacht's full beam. Large side windows offer excellent ambient lighting and panoramic visibility. The Salon flows into the separate Dining Area. The furniture is all free standing and custom made by Kravet couture. To port is a three person sofa, two overstuffed arm chairs, a coffee table and an end table with table lamp. To starboard are two oversized arm chairs with a matching ottoman, end table and table lamp. Aft to starboard is a cabinet with the yacht's video and music library. Aft to port is the yacht's entertainment center. Both areas make use of Maitore trim and contrasting cherry inlays in a geometric pattern. The upper doors retract to reveal a Samsung 42 inch plasma TV. The lower doors conceal the Yamaha RXV 440 audio video receiver, a Sony five disc CD/DVD player, a Mitsubishi VCR, a Bose 321 DVD player and a DVR Direct TV receiver. A Klipsch 11 speaker system delivers the audio. Above is a large coffered cherry tray ceiling with eight dimmable halogen mini spots. Air conditioning is delivered through port and starboard cherry valances for even distribution. Seven foot headroom, four inch cherry crown and base molding, plaid Scalamandine silk draperies, sconce lighting and sixteen additional halogen mini spots add a luxurious feeling to the Salon.

---

## Dining Room

---

Just forward but still open to the Salon is the Dining Area. To both port and starboard are two level buffets with Emperadora light marble tops. Each side has seven cabinet doors that offer abundant storage including pegged storage areas for fine china and dinnerware. Centerline is a custom built dining table topped with matching Emperadora light marble to seat six or eight. The table base is of hand forged scrolls and curves in an antique silver finish. The chairs have a matching silver finish and a silk seating

surface. Above the table is another coffered ceiling treatment with inlaid burl wood and an antique silver hanging light fixture. Fully forward is yet another buffet with marble top. Below is a hidden Sub Zero 48 bottle glass front wine cooler, a Sub Zero clear icemaker and a cabinet for liquor bottle storage. Above flanking a central specially lit painting are two glass front cabinets. Also in this area are eighteen additional halogen mini spots, sconce lighting, a fire sensor, access to the accommodation decks and access to the port and starboard entrance foyers.

## Companionway

---

Next forward is the main Companionway found on the starboard side. It access the Galley, Crew area and the yacht's on deck Powder Room. A sliding pocket door can close off this area from the Salon and Dining Salon. The Day Head has an Emperadora light sole trim in absolute black granite to match the vanity top. The bow front vanity has four storage cabinets below and an under mount black china sink above. The head is a black Head Hunter model. High gloss cherry, crown moldings, a mirrored overhead and an antique silver and black framed wall mirror are all found in this spacious Day Head.

## Pilothouse

---

The Pilothouse can be entered via either the port or starboard sides via carpeted steps. The centerline helm offers excellent visibility. A padded leaning post on a raised platform offers hands on piloting. A two person Ultra Leather helm seat with table just aft allows the captain to relax or guests to watch the action. The Pilothouse has a great chart flat area, a bookshelf, eight storage drawers, stereo speakers, fire sensor and a burl wood dash that is laid out to perfection. Eleven overhead mini spots provide ample lighting. Teak & holly sole Baby Ostrich embossed vinyl overhead w/(12) halogen mini spots & (2) stereo speakers (3) Panel forward windshield, each w/wiper & washer (2) Port & (3) starboard (fixed) windows (4) Carpeted steps up to Flybridge Wood & stainless steel helm wheel Hynautic clutch & throttle controls Simrad AP 22 autopilot main control head (2) Caterpillar digital engine displays Samsung Syncmaster 150 MP flat screen monitor w/VEI electric mouse panel for plotter, closed circuit TV & broadcast TV Simrad IS12 digital depth & speed indicator Simrad IS12 wind readout Bilge pump alarm indicator w/(6) switches ACR RCL 100 searchlight control panel Simrad CA 54 15 in LCD plotter/radar/sounder Simrad 72 mile black box radar Naiad Marine Multisea 2000 stabilizer panel (3) Speich Windshield wiper/washer controls Maxwell anchor windlass control panel Naiad Marine bow thruster control panel Synchronizer control selector switch Horn switch Start/stop/ignition & low RPM switches Standard Horizon Quantum VHF radio w/DSC Panasonic Hybrid telephone/intercom (4) Wema fuel level gauges Wema water level gauge Offshore Marine Lab water maker remote panel/alarm Headhunter Tank Sentry WTX 1500 system Vessel Schematic w/pump & nav light

indicators Panasonic closed circuit TV control panel w/joy stick Panasonic fax/printer Sea Tel Wave Call communication system Sea Fire fire system alarm panels Alpine AM/FM/CD player

SIRIUS weather

Fax Machine

WiFi - Repeater The following equipment is located in the Doghouse: Panasonic Hybrid telephone/intercom system Newmar 12-24V 50 amp DC converter for navigation electronics (2) 24 Volt circuit panels Fire alarm system control (2) APC battery back ups for computer/electronics DC lighting

Internet WiFi Router

---

## Galley

---

The Galley is all the way forward on the main deck level and is arranged in a country kitchen type plan. The large side windows, high gloss cherry joinery and Absolute Black granite countertops provide a great focal point where guests and crew can mingle. The appliances are arranged in an L shape aft and to port. A large center island offers abundant workspace and additional storage. The raised platform U shaped seating and table is forward but still very much part of the open area. All the way forward are ten cabinet doors for pantry storage. Equipment includes: (22) Cherry cabinet doors (11) Cherry drawers Roman shades Teak & holly sole Vinyl overhead w/(14) halogen mini spots, fire sensor & (2) stereo speakers Fire alarm indicator JVC KD SX 745 AM/FM/CD in portside locker Sharp Aquos 15 in LCD TV Stainless steel double Franke sink Grohe fixture w/spray hose ISE Instant hot water spigot Two Drawer Fisher & Paykel stainless steel dishwashers Mr. Coffee ten cup coffee maker Bunn A10 series coffee maker w/plumbed water line GE Profile five burner Ceran top stove top GE Profile stainless steel built in oven GE Spacemaker XL 1800 microwave oven GE Profile stainless steel double door refrigerator/freezer w/ice & water thru door Extra large shelved pantry locker w/(2) access doors GFCI outlets GE Disposal

---

## Lower Accommodation Foyer

---

From the Dining Area the lower accommodation deck is reached via eight carpeted curved stairs with rope light accents at each tread. The lower lobby has Emperadora light marble with an Absolute Black granite border. A lit art niche on the stairs complements the two columns that flank the lit wall art and sculpture that sits upon the curved display ledge at the bottom of the stairs. Forward is the VIP and Guest Cabin. Aft is the double door entrance to the Master Cabin.



---

## Master Stateroom

---

The Master Stateroom of DANI is most impressive. Entering through double doors one sees the king size four poster berth on a raised bulwark platform with a dropped overhead to create a canopy like appearance. Emperadora dark marble nightstands with three drawers each flank the bed. An upholstered headboard and artwork are aft mounted on ostrich grain padded panels. Sconce lights and reading lights above offer plenty of light. Outboard of the berth are entrances to both the his and her Heads. Next outboard to starboard is a bow front cabinet with burl wood top and twelve drawers below. Next forward is a hinged top vanity with an upholstered stool. Three sliding Soji screens cover two opening stainless steel portholes with black out covers. Next forward is the double door auto lit hanging locker with cedar lining. An escape hatch in this locker accesses the main deck for emergencies. The forward bulkhead has a wall mounted Sharp 32 inch LCD TV, and a marble topped cabinet below with a Bose 321 CD/DVD player, Direct TV DVR, a Hughes Sat TV receiver and an upholstered club chair. To port starting forward is a frosted glass cabinet for books or storage and below a marble topped cabinet hiding a stainless steel Sub Zero refrigerator and a cabinet for glass storage. A very large auto lit, cedar lined hanging locker is next aft (two additional dining table chairs are stored within). Twelve large drawers are next aft under three sliding Soji screens covering two opening stainless steel portholes with black out covers. A cavernous storage area is available under the berth which lifts on hydraulic shocks. Also in the Master Stateroom are digital AC controls, crown moldings, a fire sensor, seventeen halogen mini spots and the perfect mix of high gloss joinery and upholstered panels.

---

## Master Head

---

Actually two heads spanning the beam of the yacht, there are identical vanities with four drawers and a cabinet below an Emperadora dark marble countertop with under mount china sinks. Large beveled edge mirrored medicine cabinets and sliding Soji screen storage areas provide plenty of storage. The head is a full size Head Hunter model. Between the two heads is a two person glass sided shower with seat, a hand held and a wall mounted fixture, exhaust fan and light. Access is from either the his or her Heads. Mirrored overheads, deep crown moldings and no less than twelve overhead mini spots add a feeling of luxury to the his and her Heads.

---

## VIP Stateroom

---

Forward from the main foyer is the VIP Stateroom with an athwartship queen size berth with four drawers and rope lighting below. This berth also raises on hydraulic shocks to access storage below. Three drawer burl wood topped nightstands with table lamps flank the berth. Above the upholstered headboard are four Soji screen sliding panels

concealing two opening stainless steel portholes with black out covers. Forward is a two door auto lit hanging locker with cedar lining. A curved front chest with eight drawers is further inboard. At the foot of the berth is a Sharp 30 inch LCD TV. Aft is access to the en suite Head. Also in this cabin is a JVC AM/FM/CD player with speakers, Direct TV DVR, digital AC controls, a fire sensor, full crown moldings, an antique silver beveled edge dressing mirror and accent lights behind the Soji screen.

---

## VIP Head

---

Accessed only from the VIP Cabin is a private Head with a Travertine sole trimmed in Emperadora dark marble, a bow front vanity with two cabinet doors below and a Kohler under mount sink above. Three beveled edge mirrored medicine cabinet doors provide ample storage. The toilet is a Head Hunter full size model. The large shower has a bi fold clear tempered glass door, a seat, a light, an exhaust fan and a hand held or wall mountable fixture. Sliding Soji panels conceal an opening stainless steel porthole.

---

## Guest Stateroom

---

The Guest Stateroom is to starboard and has twin lower berths each with two drawers below. Between the berths is a nightstand with a drawer, a cabinet and table lamp above. The upholstered headboard wraps to the outboard side of each berth as well. Above the inboard berth is a Pullman berth allowing this cabin to sleep three. Mirrored panels, burlwood panels and a crown molding make the cabin feel spacious and luxurious. Sliding Soji panels conceal an opening stainless steel porthole with a black out cover. A tambour cherry door covers a Sharp Aquos 21 in Flat Screen LCD TV on forward wall, a Sony DVD player and Direct TV DVR. A JVC AM/FM/CD player provides the cabin's music. At the foot of the outboard berth is a two door auto lit hanging locker with a cedar lining. Also in this cabin are six overhead halogen mini spots, digital AC controls and access to the private Head.

---

## Guest Head

---

The Guest Head has a blue pearl sole with Emperadora light marble trim and a blue pearl vanity top with under mount Kohler china sink. Below the vanity are two cabinet doors. Above are two mirrored panels for medicine cabinet storage. The head is a full size Head Hunter model with a linen cabinet above. The tub/shower has a hand held or wall mounted shower fixture, tub tap, light an exhaust fan and a sliding clear tempered glass enclosure. Also in the Head are six overhead halogen mini spots, crown molding and a mirrored overhead.

---

## Crew Area

---

The two Crew Cabins are forward of the country kitchen and accessed via seven carpeted steps into a lounge area with a teak and holly sole. The lounge contains an Ultra Leather L shaped settee with triangular table, a Panasonic 13 inch TV/VCR combo, a Sony CD/DVD player, Roman shades over an opening stainless steel porthole, stereo speakers and a cabinet with a GE Spacemaker stacked washer/dryer.

---

## Captain's Cabin

---

To port is the separate Captain's Cabin with an athwartship double berth, nightstand with lamp and telephone above and storage cabinet below. At the foot of the berth are two storage lockers and a 20 in Sharp Aquos LCD TV behind a tambour door. There are two large drawers under the berth and two bookshelves above. Also in this cabin are five halogen mini spots, a fire detector, and two stereo speakers, access to the Crew Head and a teak and holly sole.

---

## Crew Cabin

---

Located forward is the Crew Cabin with two berths arranged in an upper/lower arrangement. Below the lower berth are two storage drawers and the windlass breakers. Each berth has a reading light. There is rope lighting above the upper berth. A hanging locker and storage drawer is at the foot of the berth. Access to the Crew Head is to port. Also in this cabin are four overhead halogen mini spots, a fire detector and two stereo speakers for a JVC AM/FM/CD player and digital AC controls.

---

## Crew Head

---

The ample Crew Head is shared by both cabins each with its own private access door. The sole is teak and holly. The bow front vanity has two cabinets and a drawer below the granite top and under mount Kohler sink with single lever fixture. Three beveled edge mirrored medicine cabinet doors are above the sink. Another mirrored door accesses the linen locker. The stall shower has a tempered glass bi fold door. There is a granite topped seat and shelf, a light, an exhaust fan and a hand held or wall mountable shower fixture Also in the Head are four halogen mini spots, a GFCI outlet and a Head Hunter full size toilet.

---

## Aft Deck

---

Teak over fiberglass decks (15) Recessed overhead DC lights (2) Sound Marine

overhead speakers Closed circuit TV camera overhead centerline, aft (10) Fiberglass steps up to Flybridge, each w/step light Automatic stainless steel sliding door to Salon U Line stainless steel refrigerator & icemaker in cabinet w/additional storage 24" Throwable life ring Port & starboard storage lockers in pilasters Port & starboard boarding gates Port & starboard stainless steel gates to swim platform Hi lo varnished teak table w/cover Stern bench seat for five people w/cushions, cover & storage below (5) Folding teak deck chairs at table Integral swim platform w/non skid deck (5) Stainless steel removable U rails on platform Hot & cold transom shower (2) Pop up cleats for tender mooring Freshwater washdown spigot Pantagraph door to Lazarette/Engine Room (2) Dockside water connections w/pressure regulators (4) Swim steps Port & starboard storage lockers (4) Teak steps each on port & starboard down to swim platform w/hand rails & step lights 8 Step Marquipt Tide Ride ladder Varnished teak cap rail w/removable canvas covers

## Fore Deck

Stainless steel anchor chute Forjord 250 lb stainless steel anchor w/250' chain Maxwell 4000 windlass w/capstan, wildcat & (2) deck switches Heavy Duty stainless steel chain lock Fiberglass non skid deck Bow flagstaff holder Deck access to chain locker, port & starboard in Fore Deck Washdown in port chain locker Forepeak seat w/cover & cushions Bow seat w/cushions & cover Port & starboard stereo speakers Deck hatch for crew ventilation/emergency escape Storage lockers in trunk cabin both port & starboard Frameless dark tinted house windows (3) Molded steps to coach roof (8) Deck courtesy lights Port & starboard boarding gates Port & starboard midship interior access Pantograph doors w/removable covers over windows (3) Windshield wipers & washers International navigation lights ACR searchlight on hard top Dual trumpet horns Varnished teak cap rail w/custom removable cover Custom 4" rub rails w/1/2" round stainless steel rub strip (2) Stereo speakers Textulene windshield cover White canvas storage cover for all Pilothouse windows

## Fly Bridge

Fiberglass non skid deck Full fiberglass hard top w/integral arch Tinted plexiglass Venturi windscreen w/rail Helm cover Pompanette helm chair w/stainless steel footrests (17) Stainless steel trimmed halogen mini spots in hard top L shaped fiberglass bench seats, port & starboard w/cover, removable cushions & storage below (2) Fiberglass dining tables at L shaped seating Fiberglass wet bar w/sink, storage locker & U Line refrigerator & separate U Line icemaker Quicklift 2000 lb. tender davit launches off port side or stern Aluminum dinghy chocks Jenair electric grill in fiberglass cabinet DBC 8 person life raft on chocks Stern flagstaff holder ACR EPIRB Four person Pompanette companion seat w/stainless steel footrest Glass & stainless sliding hatch over Aft Deck steps Upgraded Sunbrella cushions & contrasting pillows (2) Tiffany resin reclining

lounge chairs w/matching cushions (4) Storage cabinets Bench seating has custom tilt forward mechanism for storage access 3 Person sun lounge w/tilt up backrest, storage below & cover, can be tilted fore or aft to follow sun Fiberglass mast on top of arch with two open array radar antennas & two Seatel Sat domes

---

## Fly Bridge Helm Station

---

Access hatch to Wheelhouse Danforth Constellation 6in compass in chrome binnacle Simrad DS 44 color monitor for radar, GPS, closed circuit TV Raised sole at Helm for increased visibility (2) Caterpillar engine display readouts Bilge alarm panel w/(6) indicator lights Clarion M235 AM/FM/CD player Standard Horizon Quantum VHF radio w/DSC Naiad Marine bow thruster control Simard AP22 autopilot controls Start, stop, ignition, low RPM switches Synchronizer selector switch Horn button Simrad IS12 digital depth sounder/speed log Northstar 958 GPS/plotter Naiad stabilizer Multisea II panel Maxwell windlass controls ACR RCL 100 searchlight controls Hynautic clutch & throttle controls Bilge pump run panel w/(6) indicator lights Clear spray cover for helm electronics Hynautic stainless steel helm wheel

---

## Lazarette

---

Entrance via lockable Pantograph transom door Teak & holly sole (3) Teak & stainless steps up to swim platform Retractable ironing board & clothes folding table (12) Custom cherry high gloss cabinets Work Bench and tool chest with vise Worktable w/(3) drawers GE Profile clothes washer & separate clothes dryer behind cherry panels Door to Engine Room Engine Room blower switches Smoke alarm sensor High water alarm under sole 15 Gallon PVC holding tank for Aft Head Waste discharge pump Private Head w/electric jet head, stall shower, molded sink, Grohe fixtures & a teak & holly sole

---

## Tender

---

2004 16 ft Rendova 510 Deluxe w/115 hp Yamaha 4 stroke OB, side console w/Richie compass, Garmin 120 depth sounder, Icom M302 VHF, (2) 12 volt batteries, battery cut off switch, padded seating forward, bilge pump, stainless steel arch w/(2) spotlights, lifting bridle & cover, folding boarding ladder for swimming

---

## Engine Room

---

Port & starboard fuel saddle tank w/site gauges, 560 gallons each Offshore Marine Labs 1200 GPD watermaker w/quality control monitor Smoke alarm Telephone signal

light Panasonic phone & intercom Head Hunter Tidal Wave type II waste treatment system 6in bench grinder (6) Drawer tool chest custom built into bulkhead Puma air compressor (2) Generator control panels w/start stop switches Dual Racor filters w/vacuum gauges (2) Single Racor series 500 filters for generators Fuel tank manifold w/Oberdorfer transfer pump Dripless shaft seals w/crossover hoses Hydraulic PTO from starboard engine for bow thruster Dual stabilizer pumps (4) 3 ton Cruiseair chilled water air conditioning compressors Stowed swim ladder (4) Dual lamp fluorescent lights w/safety cages Generator exhaust gas separators Dual Seatech fire system bottles deploy simultaneously (system new 8/06) Diamond plate over plywood sole w/carpet over Jabsco emergency bilge pump off port engine to 4 compartment manifold Hydraulic steering reservoir w/pressure gauge Manual Caterpillar gauge package w/start/stop buttons Six place rod racks overhead Closed circuit TV monitor camera High water alarm Naiad stabilizers model 302 w/9 sq. ft. fins & Multisea 2000 controls Reverso oil change pump (6 point) Tides dripless shaft seals on main shafts & rudders Delta T ventilation system ZF gears w/2.448 to 1 transmission ratio Aluminum U frames over fiberglass stringers for engine mounting 5 Blade 44 in x 37.3 in bronze main propellers balanced to S class 11/06 w/Muscle Buster baked on coating 3 ½ in Stainless steel main prop shafts Back up stabilizer/thruster hydraulic pump Shaft spurs mounted on shafts Exhaust water/gas separators for generators (6) Automatic/manual bilge pumps (2) Head Hunter Mach 5 1100 fresh water pumps DC Backup fresh water pump Sea chest for main engine water intakes w/individual valves Hand bilge pump Fresh water spigot Emergency escape hatch & ladder to Aft Deck Tankage: 579 gallon starboard wing tank 579 gallon port wing tank 1032 gallon midship tank 810 gallon forward tank Upgraded double insulation in Engine Room w/third layer on Master Head bulkhead Watertight bulkheads in Engine Room Caterpillar Advantage warranty on main engines

## Electric

Northern Lights 32 kW generator in sound shield (port) w/1932.8 hours as of June 10, 2011 Northern Lights 32 kW generator in sound shield (stbd) w/1941.5 hours as of June 10, 2011 Dolphin 24 volt 80 amp battery charger Dolphin 24 volt 30 amp battery charger Dolphin 12 volt 80 amp battery charger Glendinning 125' 100 amp shore cord reel in starboard platform locker (2) 100 Amp shore cord connections in port platform locker 100 amp 100' spare shore cord (2) Hubbell telephone/TV connections aft w/cords (2) 12 Volt generator starting batteries (8) 8D 12 Volt batteries in 24V configuration for house & engine starting AC Power management panel AC Hi/lo voltage detector 24 Volt DC panel 240 Volt AC panel 115 Volt AC panel Battery isolator panel House battery parallel switch Battery cut off switch panel w/(6) switches (2) Acme isolation transformer/boost units Engine battery parallel switch Generator parallel switch (6) Volt meters for engine, house & generator batteries (2 of each) Navigation DC/24 volt panel w/volt & amp meter in Wheelhouse (2) 12 Volt batteries (in bow) for windlass 100 Amp galvanic isolator (3) Sentry/Dolphin AC/DC light transformers Newmar 32-12-

50 24V 50 amp converter Fully bonded Engine Room 115V panel w/(12) breaker protected circuits & (2) digital volt & amp meters Engine Room 230V panels w/(31) breaker protected circuits & (2) digital volt & amp meters DC volt meter w/8 position selector switch AC hi/lo voltage detector panel Interior 230V AC panel w/(6) breaker protected circuits & digital volt & amp meters Interior 115V AC panels w/(15) breaker protected circuits & (2) digital volt & amp meters Interior 24V DC panel w/(25) breaker protected circuits & digital volt & amp meters Pilothouse 24V DC panel w/(24) breaker protected circuits & digital volt & amp meters Pilothouse 12V DC panel w/(14) breaker protected circuits & digital volt & amp meters

New Stainless Steel Exterior Lighting by Cantalupi Marine Lighting

(6) DVR Direct TV

---

## Comments

DANI is one of the most recognizable of the many Hargrave designs. She enjoyed great press by the yachting publications (PMY, Yachting and Yachts International) at her introduction. Hargrave has taken a classic American design finessed, refined and improved almost every aspect. DANI functions as well as she looks. Dependable 3412 CATs, twin Northern Lights generators, and up to date navionics offer a complete package available for immediate sale with no construction wait. High end interior décor and joinery will likely please the most discerning buyers.

---

## Exclusions

Owner's personal effects, art work, and statues. A detailed list is available prior to any written offer.

---

## Exclusions

Owner's personal belongings.

---

## Disclaimer





The Company offers the details of this vessel or yacht in good faith but cannot guarantee or warrant the accuracy of this information nor warrant the condition of the vessel. A buyer should instruct his representatives, agents, or his surveyors, to investigate such details as the buyer desires validated. This vessel or yacht is offered subject to prior sale, price change, or withdrawal without notice.

---



# PHOTOS

---

## Salon





## Day head





## Vessel Layout



# CONTACTS

---

Andrey Shestakov, leading yacht broker of the sales department of Shestakov Yacht Sales Inc. Shestakov Yacht Sales Inc., the official representative of the Miami/Fort Lauderdale FL headquarters.

## Contact details

---

Email: **andrey@shestakovyachtsales.com**

Web: [shestakovyachtsales.com/en/](https://shestakovyachtsales.com/en/)

## Telephones

---

USA: **+1(954)274-4435**

## Office hours

---

Monday – Saturday: **9:00 - 21:00** EDT

Sunday: **closed**

## Address

---



Harbour Towne Marina, 850 NE 3rd St, STE 213, Dania, FL 33004