

## GITANA — WILBUR



**Builder:** WILBUR

**Year Built:** 1986

**Model:** Motor Yacht

**Price:** PRICE ON APPLICATION

**Location:** United States

**LOA:** 61' 0" (18.59m)

**Beam:** 17' 10" (5.44m)

**Min Draft:** 5' 10" (1.78m)

**Cruise Speed:** 17 Kts. (20 MPH)

**Max Speed:** 20 Kts. (23 MPH)

Our experienced yacht broker, Andrey Shestakov, will help you choose and buy a yacht that best suits your needs **Gitana — WILBUR** from **our catalogue**. Presently, at **Shestakov Yacht Sales Inc.**, we have a wide variety of yachts available on **our sale's list**. We also work in close contact with all the big **yacht manufacturers** from all over the world.

If you would like to buy a yacht **Gitana — WILBUR** or would like help answering any questions concerning purchasing, selling or chartering a yacht, please call **+1(954)274-4435**

---

# TABLE OF CONTENTS

---

TABLE OF CONTENTS	2
SPECIFICATIONS	4
Overview	4
Basic Information	4
Dimensions	4
Speed, Capacities and Weight	4
Accommodations	4
Hull and Deck Information	5
Engine Information	5
DETAILED INFORMATION	6
Major Updates	6
Salon	6
Galley	6
Master Stateroom	7
Master Head	7
VIP Stateroom	7
Guest Stateroom	8
Guest Head	8
Hull & Deck	8
Cockpit	9
Pilothouse	9
Fly Bridge	10
Engine / Mechanical Equipment	10
Electrical System	11
Exclusions	12
Disclaimer	12
PHOTOS	13
Aft Bridge Deck	14

---

Aft Bridge Deck	14
Foredeck	15
Helm	16
Helm	16
Helm	16
Dinette	17
Helm	17
Helm	17
Stairway to Staterooms	18
CONTACTS	19
Contact details	19
Telephones	19
Office hours	19
Address	19

---

# SPECIFICATIONS

---

## Overview

---

GITANA was designed by Ray Hunt, built by Wilbur Yachts in Maine and commissioned in 1989. The attention to detail from Wilbur Yachts, in building this vessel, was extensive with many custom features. GITANA offers three gorgeous staterooms, full beam salon, spacious galley and a large pilot house. She had been maintained to the highest standards and has been constantly upgraded over the years, showing much newer than her age! She must be seen to be appreciated.

## Basic Information

---

**Category:** Motor Yacht

**Sub Category:** Long Range Cruiser

**Model Year:** 1986

**Year Built:** 1986

**Country:** United States

**Fly Bridge:** Yes

**Cockpit:** Yes

## Dimensions

---

**LOA:** 61' 0" (18.59m)

**LWL:** 54' 2" (16.51m)

**Beam:** 17' 10" (5.44m)

**Min Draft:** 5' 10" (1.78m)

## Speed, Capacities and Weight

---

**Cruise Speed:** 17 Kts. (20 MPH)

**Cruise Speed RPM:** 1800 Kts.

**Max Speed:** 20 Kts. (23 MPH)

**Displacement:** 87000 Pounds

**Water Capacity:** 300 Gallons

**Fuel Capacity:** 1400 Gallons

## Accommodations

---

**Total Cabins:** 3

**Total Heads:** 2

---

## Hull and Deck Information

---

**Hull Material:** Fiberglass

**Hull Configuration:** Semi-Displacement

---

## Engine Information

---

**Engines:** 2

**Manufacturer:** MAN

**Model:** D2842LE

**Engine Type:** Inboard

**Fuel Type:** Diesel

---

# DETAILED INFORMATION

---

## Major Updates

---

- Refit work done - 2008/2009/2010
- New gauges, VDO tachometers, etc.
- 2F Control head
- New Mathis controls @ both stations
- Bridge remote throttles docking
- Painted hull awlgrip, flag blue
- SS stainless anchor
- Replaced Engine Room wire harness
- Replaced all electronics - 2008
- Installed flatscreens and XM satellite sound system
- Updated/Reworked Heads; installed teak and holly sole, new commodes, shower stall, countertops and basin lighting
- New refrigerator, microwave, gas oven and basin in Galley
- Wallpaper throughout
- New AC digital control panels
- Halogen interior lighting throughout
- Solar tint on all exterior windows
- New Air Sea rescue raft - 2009
- New outboard dinghy
- Resurfaced upper glass decks with contrasting non-skid
- Replaced rubber teak deck caulking
- Full new canvas, bimini, dinghy, cockpit and full bridge clear vinyl surround curtains
- Replaced battery banks / charger

## Salon

---

- Insignia flat screen TV-with sunbrella cover
- Jenson CD player/stereo
- Bose speakers
- Digital A/C controls
- Port-Built in chart table/desk
- Navy blue exterior screen window shades

## Galley

---

- Galley to starboard

- Lighting
- Stand up Norcold refrigerator and freezer
- Force 10 LP gas stove and oven
- Seaward safety shutoff solenoid at LP tank
- Broan exhaust fan
- Large SS sink
- Drop in Grunert galley freezer
- Incredible amount of storage both below and above the counter
- Dinette to port with comfortable seating for four

---

## Master Stateroom

---

- Centerline queen berth 6'6" by 50" wide
- Port and starboard night stands
- Dressing seat to port
- Pocket door
- Bose speakers
- Insignia flat screen TV
- En-suite head to starboard
- Sisal bound rug
- Full length mirror
- Hanging locker
- 12V lighting
- Ample storage under berth
- 5" foam mattress
- Individual reading lights

---

## Master Head

---

- Shower/tub
- Teak and holly sole
- Raritan head
- White Corian counter with built in sink
- Port hole and hatch
- Fan
- Lighting

---

## VIP Stateroom

---

- 6'8" huge V-berth with filler
- 4 drawers

- Hanging locker
- Digital A/C controls
- 2 ports and a hatch
- Full length mirror
- Plenty of drawer and cabinet storage
- Sisal bound rug
- 12V lighting
- Ample storage under berths
- 5" foam mattress
- Individual reading light

---

## Guest Stateroom

---

- Over under bunks with a full sized bottom bunk
- Hanging locker
- A/C controls
- Port and hatch full length mirror
- Sisal bound rug
- 12V lighting
- Ample storage under berths
- 5" foam mattress
- Individual reading lights
- Bomar ventilating hatch

---

## Guest Head

---

- Head to port
- Full sized shower
- Teak countertop with SS sink
- Mirror
- Teak and holly sole
- Raritan Head
- Port hole and small hatch
- Fan
- 12V lighting

---

## Hull & Deck

---

- Gitana's semi-displacement hull is solid, hand-laid, fiberglass of alternate layers of matt and woven roving. Thickness of the hull will vary from 3/8" to 1 1/2 " at high rudder port bearings, which require extra thickness. The superstructure is made



up of hand-laid fiberglass and utilizes an end grain balsa core for structural rigidity and weight reduction.

- Navy Awlgrippped Hull with red boot stripe
- Awlgrippped topsides
- Teak Transom
- Teak swim platform
- 4 10" SS cleats, bow bit, skene chocks
- Aluminum framed windows
- 6 SS port-lights with screens
- Rub rails and toe rails
- SS half-oval wear strip on rub rails
- Ample handholds and grab rails
- Molded quarterguard with SS half oval wear strip
- Stem iron (half oval stainless steel)
- Deck pipe for anchor line
- Sling tags
- Stainless steel bow rail
- Molded fiberglass cockpit sole
- Large lazarette access hatch
- Deckplate for emergency steering arm
- 30lb Bruce Plow anchor

## Cockpit

---

- Bimini top
- Teak sole
- Teak transom
- Large fender locker starboard
- Salon door centerline
- Engine room access port
- Bridge ladder port
- Teak swim platform

## Pilothouse

---

- Soundproofed overhead ceilings
- Dinette aft to starboard with comfortable seating for three
- Chart table
- ZF single lever controls
- Hydraulic bow thruster
- Upper and lower search light
- Bennett trim tabs with indicator engine gauges

- 2 Furuno RD-30s
- 12inch Furuno display w/ black box radar, sounder, and GPS
- Furuno Nav Pilot-auto pilot
- Icom VHF
- A/C and D/C panels
- Tank tender
- Fire boy controls
- Engine starts and stops
- Horn
- Ritchie compass

---

## **Fly Bridge**

---

- Upper Helm
- 10" Furuno Nav Net with radar, GPS and sounder
- Engine gauges
- Bow thruster ZF single lever controls
- ZF remote docking system
- Hydraulic bow thruster
- Upper and lower search light
- Bennett trim tabs with indicator
- VHF Fire Boy controls
- Engine starts and stops
- Horn
- Ritchie compass
- Helm chair
- Port and starboard bench seating
- Bimini top with front enclosure
- Aft deck with wind screen
- 1989 11' Boston Whaler dingy with a 15 HP four stroke Yamaha
- Dingy awl-griped to match vessel hull color
- Custom cradle
- Marquipt davit

---

## **Engine / Mechanical Equipment**

---

- Twin V-12 MAN D2824LE 750 HP engines with 4100hrs
- ZF transmission BW 165 with 2.0:1 ratio
- Racor fuel filter for mains and generator
- 20 KW Westerbeke generator
- Engine driven hydraulic pump on port engine for windlass and bow
- Thruster

- 25hp Vetus bow thruster
- Nilsson hydraulic windlass
- SS A-22 shaft
- Stainless steel struts and rudders
- Vibration dampening engine mounts
- Sound insulated engine space
- White gel-coated engine space
- Engine compatible exhaust system
- Raw water strainers
- Glendinning synchronizers
- Marine mufflers and underwater exhaust
- Hydraulic steering system
- Micocommander engine controls with remote handheld dockside control
- Oil change pump
- Fuel transfer pump
- WMS 350 gallons per day water maker
- Intec engine room monitor
- 4- zone five A/C units all with digital SMX controls
- 3-16,000 BTU units- salon, forward guest staterooms and pilot house
- 2-10,000BTU units-master stateroom and pilot house
- Tank tender-fuel and water monitor
- Spare props and spare SS shaft
- Marquipt dingy davit
- 1400 gallons of fuel in four tanks: 450 gallons forward, 2350 gallons port and starboard and 250 gallons in centerline tank

---

## Electrical System

---

- 110 V A/C, 12V and 24V D/C systems
- Electrical panels (located in the pilot house)
- Backlit electrical panels
- All marine grade wire and wiring
- 9 8-D AGM batteries
- 2 pairs of 2 batteries wired 24V engine starting
- 1 generator starting battery
- 4 house batteries
- 70A 24V alternator-port engine
- 12V alternator-starboard engine
- Completely bonded grounding system to a large master zinc
- 12V lighting
- 110 VAC dockside power with outlets
- 20 KW Westerbeke generator
- Xanterx inverter/battery charger with link 2000 monitor

- 50 AMP shore power cord

## **Exclusions**

---

Owner's personal belongings.

## **Disclaimer**

---

The Company offers the details of this vessel or yacht in good faith but cannot guarantee or warrant the accuracy of this information nor warrant the condition of the vessel. A buyer should instruct his representatives, agents, or his surveyors, to investigate such details as the buyer desires validated. This vessel or yacht is offered subject to prior sale, price change, or withdrawal without notice.

---

# PHOTOS







---











**Aft Bridge Deck**



**Aft Bridge Deck**





## Foredeck









**Helm**

**Helm**



**Helm**












**Dinette**






**Helm**



**Helm**



## Stairway to Staterooms



# CONTACTS

---

Andrey Shestakov, leading yacht broker of the sales department of Shestakov Yacht Sales Inc. Shestakov Yacht Sales Inc., the official representative of the Miami/Fort Lauderdale FL headquarters.

## Contact details

---

Email: **andrey@shestakovyachtsales.com**

Web: [shestakovyachtsales.com/en/](https://shestakovyachtsales.com/en/)

## Telephones

---

USA: **+1(954)274-4435**

## Office hours

---

Monday – Saturday: **9:00 - 21:00** EDT

Sunday: **closed**

## Address

---



Harbour Towne Marina, 850 NE 3rd St, STE 213, Dania, FL 33004