

SHERRI LYNN — HARGRAVE



Builder: HARGRAVE

LOA: 101' 0" (30.78m)

Year Built: 2009

Beam: 21' 0" (6.40m)

Model: Motor Yacht

Price: PRICE ON APPLICATION

Location: United States

Our experienced yacht broker, Andrey Shestakov, will help you choose and buy a yacht that best suits your needs **SHERRI LYNN — HARGRAVE** from our catalogue. Presently, at Shestakov Yacht Sales Inc., we have a wide variety of yachts available on our sale's list. We also work in close contact with all the big yacht manufacturers from all over the world.

If you would like to buy a yacht **SHERRI LYNN — HARGRAVE** or would like help answering any questions concerning purchasing, selling or chartering a yacht, please call **+1(954)274-4435**

TABLE OF CONTENTS

TABLE OF CONTENTS	2
SPECIFICATIONS	7
Overview	7
Basic Information	7
Dimensions	7
Speed, Capacities and Weight	7
Accommodations	8
Hull and Deck Information	8
Engine Information	8
DETAILED INFORMATION	9
Salon	9
Dining	9
Galley	9
On Deck Master Stateroom	9
Lower Foyer and Laundry Station	10
Master Stateroom, Lower Deck	10
Guest Suites Area	10
Flybridge	11
Crew Quarters	11
Mechanical Equipment	11
Interior Equipment	13
Exterior Equipment	14
Audio & Visual Equipment	15
Electronics	16
Appliances	17
Features	18
Exclusions	18
Exclusions	19

Disclaimer	19
PHOTOS	20
Starboard Profile	20
Salon	20
Salon	20
Salon	20
Salon	20
Salon	20
Salon	21
Galley	21
Galley	21
Galley	21
Galley	22
Galley	22
Galley	22
Dining	22
Dining	23
Dining	23
Day Head	23
Dining	23
On Deck Master	24
On Deck Master	24
On Deck Master Head	24
On Deck Master Head	24
On Deck Master Head	25
Lower Foyer	25
Lower Foyer	25
Lower Foyer	25
Lower Master Stateroom	26

Lower Master Stateroom	26
Lower Master Stateroom	26
Lower Master Stateroom	26
Lower Master Stateroom	27
Lower Master Stateroom	27
Lower Master Head	27
Lower Master Head	27
Lower Master Head	28
Lower Master Head	28
Guest Stateroom	28
Guest Stateroom	28
Guest Head	29
Office	29
Office	29
Office	29
Office Head	30
Pilothouse	30
Pilothouse	30
Pilothouse	30
Captain's Stateroom	31
Captain's Head	31
Port Crew Stateroom	31
Port Crew Head	31
Starboard Crew Stateroom	32
Crew Lounge	32
Crew Passageway	32
Flybridge	32
Flybridge	33
Flybridge	33

Flybridge	33
Flybridge	33
Flybridge	34
Flybridge	34
Flybridge	34
Flybridge	34
Flybridge	35
Flybridge	35
Aft Deck	35
Aft Deck	35
Aft Deck	36
Aft Deck	36
Lazarette	36
Lazarette	36
Lazarette	37
Bow	37
Starboard Passageway	37
Bow	37
Port Passageway	38
Engine Room	38
Engine Room	38
Engine Room	38
Engine Room	38
Port Profile	38
Bow Profile	39
Stern	39
Stern at Night	39
Line Drawing with Window Frames Painted Out	39
Layout	40

CONTACTS	41
-----	-----
Contact details	41
-----	-----
Telephones	41
-----	-----
Office hours	41
-----	-----
Address	41
-----	-----

SPECIFICATIONS

Overview

Boat Highlights:

- On deck Master Stateroom
- Caterpillar 1,000 hour engine service completed
- Largest crew quarters in class
- Head hunter waste treatment system
- Bottom job completed April 2015

Basic Information

Category: Motor Yacht

Sub Category: Raised Pilothouse

Model Year: 2010

Year Built: 2009

Country: United States

Fly Bridge: Yes

Dimensions

LOA: 101' 0" (30.78m)

Beam: 21' 0" (6.40m)

Clearance: 0' 0" (0.00m)

Speed, Capacities and Weight

Displacement: 240000 Pounds

Water Capacity: 600 Gallons

Holding Tank: 200 Gallons

Fuel Capacity: 3200 Gallons

Accommodations

Total Cabins: 4

Total Berths: 8

Sleeps: 10

Total Heads: 5

Captain Cabin: True

Crew Cabin: 3

Crew Berths: 5

Crew Sleeps: 5

Crew Heads: 3

Hull and Deck Information

Hull Material: Fiberglass

Engine Information

Engines: 2

Manufacturer: Caterpillar

Model: C32

Engine Type: Inboard

Fuel Type: Diesel

DETAILED INFORMATION

Salon

From the moment you step into SHERRI LYNN you will be amazed by the 7'2" head room in the salon and the feeling of spaciousness this 101 foot yacht gives you. The color palette is a soothing blend of ivory, oyster, amethyst and platinum and creates a pleasant journey for your eyes. The overall floor plan is open, airy and offers excellent flexibility to suit your lifestyle. The glass bar top is suspended above the working bar top with polished round stainless steel supports, and cantilevers over a beautiful back bar of "Golden Dragon" marble, which is a dark grey stone with ivory veining and small flecks of amethyst. The detail of floating glass above the cabinetry is repeated again in the dining area on the port and starboard side cabinetry. The wood is a deep, rich cherry in high gloss, accented with Maitore, a darker more chocolate tone wood. Forward in this flowing space you will find the dining area.

Dining

Whether enjoying a family meal or celebrating an important event, this versatile dining room and salon space is ideal for creating memories. The unique dining table has straight sides and large curved ends to mimic the soffit above the table. The ceiling fixture above the table, with its triple layered linen shade, diffuses the light and gives the area a sexy glow in the evening.

Galley

Forward from the dining area is the working style/commercial galley. This galley is designed so each crew member working here has their own space specifically for the task they are doing. The cooking and prep area provides the chef with enough counter space to not only work, but to plate 12 dinners. There is a separate prep area for a sous chef; a coffee/cappuccino and dessert area, and a clean up and dishwasher area. Four (4) completely separate areas work together smoothly in the preparation and sequence of a meal. The full height back splash in the galley is a mirror finished polished stainless steel that opens the work space up. The counter tops are off white Kodia granite. The cabinets are gloss cherry, with the same finish and quality as the salon. All appliances are stainless steel. Three (3) separate pantries in this area provide plenty of space for food and dry goods storage.

On Deck Master Stateroom

The "On Deck Master," forward of the galley and day head, has its own private entrance. The master bed positioned in the center of the full beam, has a large secret storage area behind it that is easily accessed by opening the hidden hinged upholstered wall of fabric. The upholstered wall

fabric, called "Underglass", is slick faux leather with a hand polished look to it. The large 42" TV sits between his and hers large closets with double doors. The fabrics and textures are modern and plush with tones of oyster, beige's and pale lavender. These colors are seen again in the large silk stripe on the roman window shades. The upholstered bed frame adds to the suite's tranquility and softness. The ensuite bath is light and airy with lots of Pearloto marble gently accented with Emperadora light marble. The two vessel sinks sit on a large generous size marble vanity top. The huge shower has a fabulous view. A separate makeup vanity area is located far away from the steamy shower and the toilet is tucked in its own private nook.

Lower Foyer and Laundry Station

As you descend the staircase to the foyer you are entertained with black and white photographs of sea creatures and tropical foliage. The photography in pairs is a theme throughout the yacht and is meant to remind the guest that it is time to get outside and go on an adventure!

At the bottom of the stairs is an elegant cherry, Maitore and Absolute Black granite foyer console and mirror. This cabinet is split in the middle and doubles as the doors that disguise the laundry station. It is a "laundry room" with floor space in front of the extra large washer and (2) large dryers to stand, sort laundry, put a laundry basket on the floor, and if need to leave this area in the middle of a job, just close the doors and all is unseen. There is also an area to fold clothes in the laundry station. In addition, the area has a special booster AC unit that keeps the laundry room from heating up the guest area.

Master Stateroom, Lower Deck

The second master is the third stateroom on the lower deck. It is a full beam stateroom with a large seven foot (7') dresser on the starboard side and a large settee on the port side. The space is open and elegant. The king headboard wall is covered in paneling of Caprice mother of pearl shells. On top of the honey colored pearl shell wall is a sequence of photographs of the sea; which continues the enjoyment of the sea theme as seen through out the boat. The colors in this stateroom are deep honey, grayed lavender and off white/oyster. There is just enough wall upholstery to keep the room dramatic and show off the magnificent cherry millwork. There are (2) full baths that share a shower midship. This master bath shows off the intricate borders and inlays of the Emperadora dark marble and Pearloto marble stone. The semi-recessed round sinks with architect designed faucets mirror each other from port to starboard.

Guest Suites Area

Down the hall are two (2) nearly identical convertible staterooms. Each stateroom can

accommodate three guests with both twins and Pullman berth or queen bed formed by sliding the twins together. The bedspreads are oyster linen, accented with amethyst basket weave textured pillows with edges of small plum beaded trim that gives the appearance of little pieces of coral pulled from the ocean. Both convertible staterooms have private baths/ensuite heads with gorgeous ivory marble floors and Emperador light marble vanities with contemporary semi recessed vessel sinks. One of the staterooms is currently being used as an office with a sitting area. This office has direct access to the lower master. This office can be converted to the original stateroom configuration. The office currently features a 42" LCD TV and desk with lockable drawers.

Flybridge

The flybridge has everything! Both the huge horseshoe seating area on the port side and the bar with its teak edged Blue Pearl granite top and seating for four (4) on the starboard side give plenty of open space to gather during the day or the evening to enjoy your time on the water. There is a sun pad for sunbathing next to the spa tub. The convertible ceiling/top that electronically opened on sunny days and starry nights only enhances the spaciousness of this outdoor living area. The upholstery in warm beige with chocolate and dusty linen over sized pillows adds to the welcome inviting feel of the flybridge. There are two (2) exquisite teak cocktail tables with sun dial inlays and cross grained patterns in front of the horseshoe seating area. There is a ton (11') of storage on the starboard side of the flybridge and a large gas grill to port aft of the sun pad.

Crew Quarters

Crew accommodations were uniquely designed and considered on SHERRI LYNN. The crew quarters allow for up to (6) crew members, if needed. Forward from the galley and down a short flight of stairs is an outstanding crew lounge that rivals the galleys on small boats. There are (3) double staterooms with their own heads and showers. The captain's stateroom has a queen size bed with a large hanging locker, dresser and small desk. There is a large settee with TV and refrigerator for relaxing when the crew is off. There are (5) large floor to ceiling cabinets for storage and another laundry station that has large, stacked washer/dryer for crew. It is hands down the most comfortable crew area in the industry. The crew area is finished in the same quality as the rest of the boat and all heads have marble vanities and shower seats.

Mechanical Equipment

- **Head Hunter waste treatment system**
- **Sea Recovery 1800 GPD water maker**
- **Cruise Air chilled water system (4 x 3 ton units)**
- Teak aft deck and swim platform

- Non-skid from aft deck forward to bow
- FRP exterior portholes
- Teak swim platform with ladder
- Stainless steel cleats (10)
- Stainless steel frame hatch on fore deck with grey Lexan cover
- Built in hand held shower on swim platform
- 5 blade Ni-Al- bronze propellers
- Main bronze struts
- Emergency tiller
- Stainless steel rudders
- Remote windlass operation from lower helm and flybridge
- 24v lights and 110v in engine room (4)
- Custom underwater engine exhaust with idle by-pass
- High volume 24v Groco water pressure pump
- 100 gallon holding tank x 2 with indicator
- Fresh water filling in engine room
- 230v, 115v and 60Hz electrical system
- Rule sump pumps (6)
- Valve for dockside pump out
- (8) 200 amp/hr batteries for engine and ship power
- Separate 120 amp/hr batteries (2) for generators
- All batteries in FRP battery boxes
- Main electrical panel with separate AC power control and circuit breaker panel
- Indirect rope lighting under valances in salon, staterooms, crew quarters and galley
- Italian door handle package (chrome)
- Recessed tray ceiling in salon
- Lights in closet on micro switches
- Canaloupe 24v ceiling lights (chrome)
- Roman shades in each bathroom and forward crew cabins
- Exsalto windshield wipers
- 100 AMP galvanic isolator (2)
- Fiberglass hard top with stainless steel supports
- AC Cruise Air chilled water system 12 tons
- Dolphin 24v AC/DC light transformer 100 AMP x 3
- Security switch for AC power
- Mufflers for main engine by-pass
- Double insulated engine room
- Naiad stabilizer system model 302 with Datum control (43" x 30" fins)
- Double back up stabilizer and bow thruster pumps off transmission
- **Naiad 36hp proportional hydraulic bow thruster**
- Delta T system
- Sea Fire automatic fire extinguisher system FM 200
- **Phasor 38 kw generators x 2 with sound shield water drop exhaust**
- Maxwell VC3500 stern winch x 2

- Double Racor filters on main engines
- Hot circulating water pump throughout vessel
- Water heaters - 30 gallons each x 2
- Single anchor system Maxwell VWC 4000 with 200 lb anchor and 300' of chain
- Glendinning CM-8 100amp cblemaster with 125' cord at port - 100 amp shore power plugs (2) starboard side of transom
- Glendinning controls upper and lower station with one remote
- Tide Seal dripless rudder logs and shaft
- Jabsco emergency bilge pump 18330
- Dolphin battery chargers: 1-80 amp (24V) / 1-30 amp (24V) / 1-30 amp (12V)
- Safety handrails around perimeter of main engines
- Reverso oil change pump for engines, transmissions and generators
- Fuel transfer pump with fill write fuel meter
- Two coats of vinylester resin below waterline

Interior Equipment

- Cherry wood interior
- Pullman berths in port and starboard guest and crew cabins
- Kohler Conical Bell Biscuit sinks in on deck master (2), lower master (2), port and starboard and day head
- Kohler Caxton sinks in captain and crew port and starboard heads
- Kohler Compass Sink K-2298-96 Biscuit under counter in salon bar
- Awlgrip finish in shower stalls (5)
- Bar in main salon with three bar stools
- ¾" clear glass bar top in salon
- 6" cherry frame with mirror for forward console top in salon
- Marble floor in day head
- Marble shower seat in on deck master
- Marble shower walls in on deck master head
- Marble bathroom floor in on deck master
- Marble counter top in lower foyer
- Marble shower seat in lower master
- Marble bathroom floor in lower master
- Marble on shower walls in lower master
- Marble shower seat in starboard guest
- Marble bathroom floor in starboard guest
- Marble shower seat in port guest
- Marble bathroom floor in port guest
- Marble shower seat in starboard crew
- Marble shower seat in port crew
- Marble shower seat in captain
- Marble/granite on forward console top in salon

- Split berth with wheels in port and starboard guest cabin to make full sized bed
- (10) Headhunter heads with 2 x 110volt pumps and 24v pump
- Vimar electrical switches with (9) dimmers
- Nutone central vacuum system with 8 outlets
- SamDam K-Pro insulation between on deck master wall and guest cabins
- Owner safe in master cabin
- Grohe plumbing fixtures and hardware
- Sconces in main salon
- Interior stairway with handrails from pilothouse to flybridge
- WDI sound proof floor in galley
- Majilite upholstered walls in specified areas.
- Frameless glass shower doors in port and starboard guest, on deck master and lower master
- Mirror wall in day head
- Mirror ceiling in day head
- Mirror ceiling in on deck master
- Mirror ceiling in master bath
- Table on slides in crew area
- (2) bar stools in crew area
- Bookshelves in crew area and captain's stateroom
- Crown molding in lower foyer, port guest, starboard guest, on deck master, master day head, pilothouse, and salon
- Concealed doors in lower foyer
- (7) drawers under stairway of foyer and crew quarters
- Foam inserts to fill gap between beds in full position in port and starboard guests
- Chair rails in day head and lower foyer
- (6) curved cabinet doors in port and starboard guests and on deck master
- Lazy Susan corner lower cabinet in galley
- S/S back splash above cook top, coffee machine, and other appliances in galley
- Farke ARPX110-14 S/S sink starboard in galley
- Farke PRPX110-21 S/S sink port in galley
- ISE GN1100-CHRM instant hot dispenser w/SST-FLTR S/S hot water tank in galley
- Clear glass shelves with chrome supports above forward port and starboard side cabinets in salon
- ¾" glass top for salon cocktail table
- Bottle storage in salon
- Pneumatic sliding hatch powered by air compressor from pilothouse to flybridge
- Flybridge starboard counter top is teak with high gloss finish
- Stateroom bedding/sheets/towels

Exterior Equipment

- EZ2CY enclosure

- **Fiberglass hardtop with custom retractable top**
- Single masthead light on hard top
- Hargrave style mast
- Cooler storage with lift up top on flybridge
- Granite bar top @ 36" in flybridge
- Teak bar top @ 39" in flybridge
- (2) compass roses for flybridge tables
- (2) Hi-Lo table bases for flybridge tables
- Compass rose for aft deck table
- Aft deck table on slide
- Aft deck seating
- (6) aft deck teak chairs
- Locker for boarding ladder on aft deck
- (5) 3" U-shaped hand rails on swim platform
- 2" U-shaped hand rails in flybridge
- Access hatch on aft deck to crew pull down with ladder
- Enlarged aft deck hawse openings with rollers
- Stainless steel corner hawse pipe with roller and cleat at port and starboard side of aft deck
- Kahlendberg air horn
- Spur cutter on shafts
- (2) Quartz floor lights
- FRP BBQ cabinet for gas grill
- (2) GFI at helm consol and BBQ on flybridge
- **Hot tub on flybridge with custom FRP seating/sun pad**
- Wet bar on flybridge with (4) bar stools
- Additional wet bar for fridge and ice maker in flybridge
- (6) large port lights 24" (H) x 12" (W) without covers
- (8) bow deck lights, waterproof
- Enclosed FRP box with seat for storage on bow
- (2) aft spring recessed in wide body
- Non-skid on bow
- (2) cup holders at sides of starboard settee in flybridge
- SS watertight engine room door

Audio & Visual Equipment

- **Crestron System**
- TV high low in main salon
- Drop down ceiling lift in pilothouse/settee and aft deck
- (2) Sony 42" TV in salon and master stateroom
- Sony 43" TV in VIP
- Sony 21" TV in starboard guest
- 42" LCD TV in office

- Panasonic 20" TV in port stateroom
- LG 26" LCD TV in pilothouse/settee
- Sony 32" LCD on aft deck
- (3) Samsung 15" in crew quarters (forward and aft)
- Kenwood Digital tuner DT-7000S
- Sony Video DVD Combo
- Sony digital audio video control center with 7 channel amplifier
- Russound speaker selector
- I-Mix digital audio recorder with CD Player
- Sony 400 CD/DVD player DVP-CX985V
- Parasound pre-amplifier
- Parasound HCA-1500A amplifier
- Xantech 490-90 Micro Link "plasma friendly" infrared receiver x 1 (aft deck)
- Niles VCS100R x 3 (port, starboard and VIP staterooms)
- Xantech VCIR-CFL speaker volume control with IR receiver x 3 (flybridge, master stateroom and pilothouse)
- Speaker Craft speakers x 6 pairs (staterooms and pilothouse/galley) Poly-Planar MA5500 Marine speakers x 4 pairs (aft Deck and flybridge)
- Bose speakers x 5 (salon)
- Anthony Gallo 11" subwoofer x 1 (salon)
- DirecTV HD receivers x 9
- Salon equipment rack
- Wiring for stereo A/V equipment

Electronics

- KVH M7 control panel
- Danforth compass 5" in upper helm
- Masters M17-31 17" display mounted in lower helm
- (4) Masters 24V power supply mounted in lower helm
- Furuno 1954CBB NT 6' O.A. 12KW mounted in lower helm
- Furuno ARP 11 Target Plotter mounted in lower helm
- Furuno DFF1 Digital Network Sounder VX2 mounted in lower helm
- Simrad AP 25 with AC20 and RPU 80 mounted in lower helm
- Simrad AP 25 extension cables mounted in lower helm
- (2) Raymarine ST 60 + Depth Display mounted in lower helm
- Raymarine ST 60 + Speed System mounted in lower helm
- Raymarine ST 60 + Wind System mounted in lower helm
- ICOM IC-M604 black mounted in lower helm
- ICOM Command MIC III black mounted in lower helm
- (2) Digital 16' 10DB VHF white mounted @ Flybridge
- (2) Newmar Hailer Horn 60/40 mounted @ hard top
- Furuno GP 37 DGPS+WAAS combination mounted in lower helm

- Masters M17-3I 17" display mounted in lower helm screen (4)
- Weather Works
- Concord computer 24VDC power supply mounted in lower helm
- Concord computer
- Concord RF keyboard/mouse interlink mounted in lower helm
- Nobeltec Admiral 9.0
- Nobeltec Passport Deluxe US Region Florida East Coast and Keys
- Nobeltec Passport Deluxe Bahamas Reg-9
- Concord color fax, printer, xscanner mounted in lower helm
- Pelco 2 CAM system 1 PTZ @ ER fixed @ aft deck
- Furuno FA 150 AIS system mounted in lower helm
- Digital 500 Series 4' Marine AIS mounted @ hard top
- ACR RCL 100B 24V spotlight system mounted @ hard top controls flybridge and Lower helm
- Furuno 15" LCD Color Display mounted in upper helm
- Furuno 1934 CBB NT Radar/Plotter mounted in upper helm
- Simrad AP 25 Second Station mounted in upper helm
- Simrad AP 25 Extension Cables mounted in upper helm
- Raymarine ST 60 + Depth Display mounted in upper Helm
- Raymarine ST 60 + Graphic Display mounted in upper helm
- ICOM IC-M604 black mounted in upper helm
- ICOM Command MIC III black mounted in upper helm
- Furuno 15" LCD Color Display mounted in upper helm for radar and Nobeltec
- Nauticomp Mouse, Panel Mount mounted in upper helm
- Panasonic PH 824 Adv Hybrid KSU
- (8) Panasonic PH T-7731-B speaker phone
- (2) Panasonic PH cordless multiline
- **KVH Tracphone F33**
- Newmar 32-12 converter 50 AMP
- CCTV system to fit at (1) mast, (1) engine room and (2) aft deck

Appliances

Aft Deck

- U-Line 2175R white refrigerator
- U-Line B12115 white ice maker

Salon

- (2) Avanti WC493B black wine coolers
- Avanti IM20SS S/S ice maker in bar

Galley

- Sub-Zero 700TC S/S built-in refrigerator with freezer drawers
- Sub-Zero 700TCI S/S ice maker and freezer drawers
- GE Profile PP950SMSS cook top
- (2) GE Profile PT916SMSS S/S oven
- Broan 643004 hood
- Broan HLB6 blower with (2) 427 transitions
- GE Profile PEB2060SMSS S/S microwave
- GE Profile PDW7980NSS S/S dishwasher
- (2) GE GFC720F disposals

Flybridge

- U-Line 2175R white refrigerator
- U-Line BI2115 white ice maker

Lower Foyer

- GE WSXH208HWW white washer
- (2) GE DSXH43EFWW white dryers
- U-Line 2115R black refrigerator

Crew Quarters

- U-Line 2175R white refrigerator
- GE WSM2420DWW white stacked washer/dryer

Lazarette

- Kenmore 28442 white freezer

Features

- **Sea Recovery Inc. Aquamatic 1800 GPD water makers**
- **Headhunter waste treatment system**
- **Quick Lift 2000 lb. low profile telescoping davit**
- Marquipt Sea Stairs - 2 sets
- 10 person life raft (2)

Exclusions

- Tender and jet ski are not included in sale
- Owner's personal effects are not included in sale
- Name "Sherri Lynn" is reserved as well as the boat name signs

Exclusions

Owner's personal belongings.

Disclaimer

The Company offers the details of this vessel or yacht in good faith but cannot guarantee or warrant the accuracy of this information nor warrant the condition of the vessel. A buyer should instruct his representatives, agents, or his surveyors, to investigate such details as the buyer desires validated. This vessel or yacht is offered subject to prior sale, price change, or withdrawal without notice.

PHOTOS

Starboard Profile



Salon



Salon



Salon



Salon



Salon



Salon



Galley



Galley



Galley



Galley



Galley



Galley



Dining



Dining



Dining



Dining



Day Head



On Deck Master



On Deck Master



On Deck Master Head



On Deck Master Head



On Deck Master Head



Lower Foyer



Lower Foyer



Lower Foyer



Lower Master Stateroom



Lower Master Stateroom



Lower Master Stateroom



Lower Master Stateroom



Lower Master Stateroom



Lower Master Stateroom



Lower Master Head



Lower Master Head



Lower Master Head



Lower Master Head



Guest Stateroom



Guest Stateroom



Guest Head



Office



Office



Office



Office Head



Pilothouse



Pilothouse



Pilothouse



Captain's Stateroom



Captain's Head



Port Crew Stateroom



Port Crew Head



Starboard Crew Stateroom



Crew Lounge



Crew Passageway



Flybridge



Flybridge



Flybridge



Flybridge



Flybridge



Flybridge



Flybridge



Flybridge



Flybridge



Flybridge




Flybridge



Aft Deck



Aft Deck



Aft Deck



Aft Deck



Lazarette



Lazarette



Lazarette



Bow



Starboard Passageway




Bow



Port Passageway



Engine Room



Engine Room



Engine Room



Engine Room



Port Profile



Bow Profile



Stern



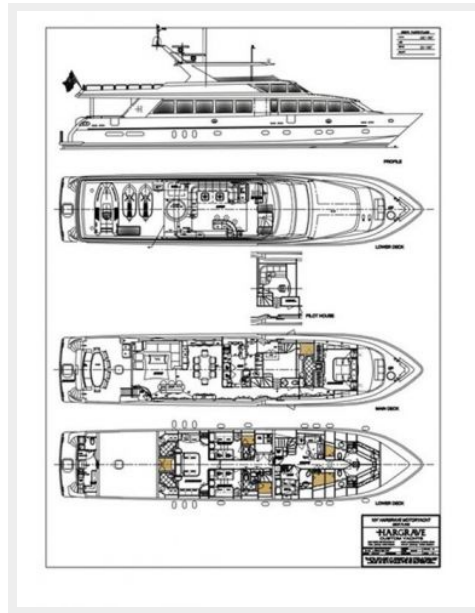
Stern at Night



Line Drawing with Window Frames Painted Out



Layout



CONTACTS

Andrey Shestakov, leading yacht broker of the sales department of Shestakov Yacht Sales Inc. Shestakov Yacht Sales Inc., the official representative of the Miami/Fort Lauderdale FL headquarters.

Contact details

Email: andrey@shestakovyachtsales.com

Web: shestakovyachtsales.com/en/

Telephones

USA: +1(954)274-4435

Office hours

Monday – Saturday: **9:00 - 21:00** EDT

Sunday: **closed**

Address



Harbour Towne Marina, 850 NE 3rd St,
STE 213, Dania, FL 33004