

## DRETTMANN 32 DEY



**Year Built:** 2016

**Model:** Expedition Yacht

**Price:** PRICE ON APPLICATION

**Location:** United States

**LOA:** 106' 8" (32.50m)

**Beam:** 27' 3" (8.30m)

**Max Draft:** 7' 7" (2.30m)

**Max Speed:** 13 Kts. (15 MPH)

Our experienced yacht broker, Andrey Shestakov, will help you choose and buy a yacht that best suits your needs **Drettmann 32 DEY** — n/a from **our catalogue**. Presently, at **Shestakov Yacht Sales Inc.**, we have a wide variety of yachts available on **our sale's list**. We also work in close contact with all the big **yacht manufacturers** from all over the world.

If you would like to buy a yacht **Drettmann 32 DEY** — n/a or would like help answering any questions concerning purchasing, selling or chartering a yacht, please call **+1(954)274-4435**

# TABLE OF CONTENTS

TABLE OF CONTENTS	2
SPECIFICATIONS	4
Overview	4
Basic Information	4
Dimensions	4
Speed, Capacities and Weight	5
Accommodations	5
Hull and Deck Information	5
Engine Information	5
DETAILED INFORMATION	6
General	6
Performance	6
Registration	6
Builder	6
Naval Architects & Designers	7
Hull & Deck Construction	9
Exclusions	30
Disclaimer	30
PHOTOS	31
Bar	31
Salon	31
Mater Staterron	31
Mater Staterron	31
Head	31
Head	31
Beach Area	31
Swim Platform	31
Outdoor Dining Area	32

---

Cockpit	32
Flybridge	32
Railing Detail	32
Cockpit	32
Open Beach	32
Stern	32
Beach	32
Stern	33
Profile	33
<b>CONTACTS</b>	<b>34</b>
Contact details	34
Telephones	34
Office hours	34
Address	34

---

# SPECIFICATIONS

---

## Overview

---

The new Drettmann Explorer line has been designed for those who not only appreciate cruising and urbane lifestyle at select ports, but also relish the adventurous aspects of sailing. With her classically compact exterior but extraordinarily spacious interior, this tardis of a yacht is ideal for skippers who wish to indulge their sporting inclinations to the full.

A guaranteed highlight for guests is the large, pleasant dining and lounge area with built-in barbecue at the stern, which affords a fabulous view over the water. This yacht also boasts yet another fascinating first for the DEY class: a spacious beach club with a further bar, lounge area, sauna and steam bath, or optionally with gym zone.

DEY also sets new standards in terms of functionality, such as strictly separate crew and guest areas, a light and open main saloon and an exclusive owner's area with office and separate dressing room – to name just a few of many impressive examples. Price shown base price

## Basic Information

---

**Category:** Expedition Yacht

**Model Year:** 2016

**Year Built:** 2016

**Country:** United States

**Fly Bridge:** Yes

## Dimensions

---

**LOA:** 106' 8" (32.50m)

**LWL:** 93' 7" (28.50m)

**Beam:** 27' 3" (8.30m)

**Max Draft:** 7' 7" (2.30m)

---

## Speed, Capacities and Weight

---

**Max Speed:** 13 Kts. (15 MPH)

**Max Speed Range:** 5000 Kts.

**Displacement:** 218 Pounds

**Water Capacity:** 2086 Gallons

**Holding Tank:** 616 Gallons

**Fuel Capacity:** 10526 Gallons

---

## Accommodations

---

**Total Cabins:** 1

**Captain Cabin:** True

---

## Hull and Deck Information

---

**Hull Material:** Steel

**Deck Material:** Aluminum

**Hull Configuration:** Full Displacement

---

## Engine Information

---

**Engines:** 2

**Manufacturer:** MAN

**Model:** D2842 LE 419

**Engine Type:** Inboard

**Fuel Type:** Diesel

---

# DETAILED INFORMATION

---

## General

---

The Vessel shall be a custom-developed, deep-sea, full displacement, long-range steel hull with aluminum superstructure explorer yacht built to operate for private use and for public charter in the Mediterranean and Caribbean seas accordance with the design of Focus Yacht Design and the engineering of O.Y.D, Ltd., and in compliance with the rules and regulations published in the regulations of the Classification Society and with the Marine and Coastguard Agency Code of Practice.

The Vessel's characteristics shall provide generous and luxurious accommodation spaces for the Owner's party, with good recreational deck areas, while maintaining a good level of sea keeping.

With reference to the level of finish and workmanship, the standard to be observed shall be the standard applied in good European yacht building.

The crew's accommodation and working areas shall give the crew good comfort and will enable them to operate the Vessel effectively without unnecessarily disturbing the Owner's party.

The machinery concept is to achieve reliability by utilizing proven machinery and equipment from known manufacturers and utilizing industry standard modern materials and construction techniques to assure that future maintenance is obtainable in remote areas within reasonable levels.

## Performance

---

Max speed at half load displacement: 13 knots

Range at economical cruising speed at 10 knots, half load displacement using two engines and one generator: 5,000 miles

## Registration

---

a) All fees and taxes associated to the registration of the Vessel shall be paid by the Owner.

## Builder

---

The construction shipyard for this project is:

\*Drettmann Yachts GmbH

Arberger Hafendamm 22, 28309 Bremen, Germany

and Sunrise Yachting Yatcilik Sanayi ve Ticaret, Ltd.

Anatolia Free Zone, Anatolia, Turkey

referred to as the 'Builder'.

---

## Naval Architects & Designers

---

### I.4.1 Naval Architecture

- OYD, Ltd./Sunrise Yachting

referred to as the 'Architect'.

### I.4.2 Engineering & Classification Coordination

- OYD, Ltd./Sunrise Yachting

referred to as the 'Engineer'.

### I.4.3 Exterior and Interior Design & Styling

- Drettmann Yachts GmbH & Focus Yacht Design

referred to as the 'Designer'.

## I.5 CLASSIFICATION & CERTIFICATES

### I.5.1 Classification

a) The vessel is to be built under the survey of and in full accordance with the Bureau

Veritas Regulations for the Classification of Special Service Craft and including all

Amendments and Notices issued up until the date of signing of the Vessel Construction Agreement.

b) The class notation shall be:

YACHT, MACH Charter Yacht, Motor, S - Unrestricted Navigation, UMS - Class Ice

#### I.5.2 MCA Certification

a) This vessel will comply with all of the requirements of LY2 - The Large Commercial Yacht

Code Large for vessels 24 metres and over in load line length and the Code of Practice that applies to yachts which are in commercial use for sport or pleasure, do not carry cargo and do not carry more than 12 passengers.

#### I.5.3 Safety & Pollution Requirements

a) Construction will comply with all relevant COLREG and IMO regulations.

b) At completion, a MARPOL pollution and sewage certificate will be delivered.

#### I.5.4 Certificates

a) The following certificates shall also be enforced and/or supplied:

- Builder's Certificate;
- Class Certificate (Temporary);
- Certificate of MCA-Compliance;
- Safety Radio Certificate;
- Safety Equipment Certificate;
- The 1966 International Convention on Load Lines;
- An International Tonnage Certificate in the form required by Tonnage Convention ITC 69 and United Kingdom Regulations SI 841/1982.
- International Convention for the Prevention of Collisions at Sea, 1972 and amendments.
- International Convention for the Prevention of Pollution from Ships, 1973 and



1978. Protocol and all subsequent amendments (MARPOL).

- International Convention for the Safety of Life at Sea, 1974 and 1978 Protocol and all subsequent Amendments (SOLAS) in as far as specifically mentioned in this Specification.
- International Convention on Telecommunications and Radio Regulations, 1974 and all subsequent amendments.

#### I.5.5 Country of Registry Regulations (Owner's charge)

a) The following rules shall also be considered, if required:

- United States Coast Guard Pollution Regulations for Foreign Vessels.
- Flag Registration regulations, Cayman Island

---

## Hull & Deck Construction

---

### II.1 GENERAL

#### II.1.1 Construction - General

- a) The components shall be built in accordance with high standards for steel/aluminium ship construction.
- b) All parts of the hull shall be accessible for survey and maintenance.
- c) Workshop conditions shall be in accordance with the requirements of the Classification Society.
- d) The Builder shall also maintain a detailed log of the entire building process.
- e) Materials shall be stored under conditions suitable to the Classification Society.

(Show to: **Members**) Propulsion

### III.1 MAIN ENGINES

#### III.1.1 Main Engines Particulars

- a) There shall be fitted with two four-stroke 12 cylinders diesel engines of the following model:
- Make: **MAN**®

\* Type: D2842 LE 419

\* Rating: 2 x 440 kW (598 mhp) @ 1.800 rpm

### III.1.2 Wheelhouse Instrument Panels

a) The wheelhouse room shall be equipped with electronic monitoring and control system.

## III.2 GEARBOXES

a) The gearboxes are directly mounted to the engines.

Make: **ZF**®

- Type: ZF 2350
- Reduction: 4.0 :1

## III.3 CONTROLS AND INSTRUMENTATION

### III.3.1 Engine Controls

a) The engines and gearboxes shall be controlled by electronic controls by Rexroth®

b) There will be four stations:

- The main station in the wheelhouse;
- Two wing stations: one on each side of the wheelhouse.
- The station at the aft deck will be removable

## III.4 GENERATORS

### III.4.1 General

a) The main electric power is supplied by two diesel-driven, water-cooled generator sets.

b) A standby generator, located in the garage/garage shall provide emergency/auxiliary power.

c) For the electrical part of this system: see Chapter X, 'Electrical System'.

d) The power of generators to be checked with the final electrical load analysis.

### III.4.2 Generator Sets

a) All diesel generator sets shall be flexible mounted on a double set of hydraulic mounts.

b) All diesel engine driven generators to have hard-faced sound enclosures.

c) All generators to have a 24 V DC start system and an isolated ground.

d) Main Generator sets (2):

- Make: **KOHLER®**,
- Type: EFOZD
- Rating : 70Kw@50Hz, 87,5 kVA, 400/230 VAC, 3-phase, 24 VDC starting.
- Engine: 6-cylinders, 1500 rpm, heat exchanger-cooled.

(Show to: **Members**)Steering, Thrusters & Stabilizers

## IV.1 STEERING

### IV.1.1 Main Steering Gear

a) The rudders shall be actuated by means Class type-approved hydraulic steering system.

## IV.2 BOWTHRUSTER

### IV.2.1 General

a) The **TRAC®** bowthruster will be hydraulic, running off the gearboxes P.T.O., with a control box in the ER compartment.

### IV.2.2 Bowthruster

a) The Builder shall install an hydraulic bowthruster, rated power 100 HP (75 kW), with joystick controls at all bridgedeck control stations.

## IV.3 STABILIZERS

### IV.3.1 Stabilizers

a) The Builder shall install an electro-hydraulic gyro-controlled non-retractable **zero-speed** fin stabilizer system by **TRAC®**

(Show to: **Members**)Systems

## V.1 PUMPS

a) All pumps, where possible or otherwise specified, shall be from known suppliers

## V.2 ANCHOR & MOORING SYSTEM

### V.2.1 Anchor Windlasses

- a) Two **DATA**® HYDRAULIC vertical windlasses with 2,138 kg pull.
- b) Gypsy kit for diameter 17.5 mm stud-link Q2 calibrated galvanised chain.

### V.2.2 Anchors

a) 2 x 230 kg galvanised steel anchors “Pool-TW”-type High Holding Power, shall be provided and installed.

### V.2.3 Anchor Chains

a) 2 x 135 m 19 mm diameter calibrated galvanized Q2 stud-linked chain, to be located in chain locker.

### V.2.4 Chain Compressors

a) Two polished 316L stainless steel chain compressors to be mounted on base-plate on main deck.

### V.2.5 Capstans

a) Four **DATA**® hydraulic vertical capstans of 2,138 kg pull each will be installed.

### V.2.6 Mooring Equipment

- a) Four mooring lines of 30 m each. 3 x 8 strand, 30 mm black square-braid Polyester.
- b) Two mooring lines of 10 m each. 3 x 8 strand, 30 mm black square-braid Polyester with stainless thimble/eye splice and a 2 m loop of 14 mm galvanised chain.
- c) One 100 m sea towing rope of diameter specified by Class.

### V.2.7 Fenders

- a) Ten fenders, approx. 1000 x 400 mm, each with lines and fender covers (10 total).
- b) Two fender-boards, each with lines.

## V.3 FUEL SYSTEM

### V.3.1 Fuel Transfer System

a) Fuel can be transferred via the following pumps:

- Electrical pump capacity 6 m<sup>3</sup> per hour;
- Electrical pump capacity 2 m<sup>3</sup> per hour;
- A centrifugal fuel separator, non self-cleaning.

b) An volume counter calibrated in litres with totalizer to be inserted in the discharge side of the fuel transfer system.

### V.3.2 Fuel Separator

a) An **ALFA LAVAL**® centrifugal fuel separator 400 volt, 3 phase, 50 Hz. with a pump capacity of 760 l/h (3.35 GPM).

## V.4 WASTEWATER SYSTEM

### V.4.1 Toilet System

- a) **EVAC**® Vacuum toilet system, with fresh water flushing and treatment plant.
- b) The system shall be U.S. Coast Guard certified MSD type II.

### V.4.2 Treatment Plant

a) Located in the engine room, a sewage treatment system by **TECNICOMAR**® will be installed in the engine room.

### V.4.3 Toilets

a) 11 toilets, model, for all bathrooms.

## V.5 HYDRAULIC SYSTEM

### V.5.1 General

- a) The main hydraulic system will be for:
- The bowthruster
  - The stabilisers
  - The hydr. Main tender hatches
  - The jet ski beam crane
  - The transom and side door systems
  - The main tender launching system
  - Steering system

### V.5.2 Main Hydraulic Power Pack

a) The main hydraulic system shall run all hydraulic equipment, including the stabilisers through a preferential valve.

b) The electro-hydraulic power-pack shall be driven by two 11 kW, 400 VAC, 3-phase, 50 Hz electric motors and a dedicated control box.

### V.5.3 P.T.O. Pumps

a) The PTO hydraulic pumps shall principally run the bowthruster, the windlasses, the capstans and the stabilisers under way.

## V.6 CLIMATE CONTROL

### V.6.1 Air Conditioning System

#### V.6.1.1 Compressor

a) There shall be a four-compressor units sequence operating to provide tempered water for a chilled water line to the individual evaporators in each cabin.

b) The **CONDARIA**® compressor units shall be Scroll-type 400 VAC, 3-phase, 50/60 Hz with a total cooling capacity of 244,000 BTU.

#### V.6.1.2 Fan Coils

a) One fresh air makers shall insure the distribution all over the vessel of dry and pre-cooled fresh air coming from outside the vessel.

b) The fan coils repartition shall be as follow (to be confirmed by the air conditioning supplier):

- Sky lounge: (2)
- Wheelhouse: (2)
- Upper Deck pantry: (1)
- Captain cabin: (1)
- Main Deck salon: (2)
- Main Deck pantry: (2)
- Main Deck dining area: (4)
- Owner's quarters: (4) two in owner's bedroom, one in bathroom; one in office
- Guest quarters: (4) one for each guest cabin;
- Crew quarters: (3) one for each cabin and one for the crew mess;
- Laundry: (1)
- ER Control Room: (1)

## V.7 FRESHWATER SYSTEM

### V.7.1 Hydrophore Pumps

a) There will be two, 400 VAC, water pressure pumps. A quiet operation will be assured.

b) One pressure accumulator tanks of about 100 l. (air chamber/diaphragm type),

working/test pressure 4/7 bar, will be mounted to keep the system pressurised.

### V.7.2 Hot Water System

a) The system to be fitted with two 230 l., 15Kw duplex steel hot water boilers, connected in series.

### V.7.3 Water makers

a) Two 240l/h **Sea Recovery**® water maker, with an total capacity of 9,600 litres per day, will be installed.

### V.7.4 Consumer Water Treatment System

a) Prior to being distributed to the consumers, the water shall pass through a freshwater treatment system, suitable for a fresh water flow of 4 m<sup>3</sup> per hour.

b) The system shall consist of:

- A 5-micron cartridge filter that will remove all suspended solids in the water flow larger than 5 micron in size.
- An activated carbon filter to adsorb a very wide range of unwanted tastes and odours in the water. It will in addition de-chlorinate the water.
- An anti-scaling unit, to reduce to great extent the calcium scale build-up on water heaters, pipe work, shower nozzles etc.

## V.8 BILGE / FIRE FIGHTING SYSTEM

### V.8.1 Pumps

a) There will be two pumps installed in the vessel to run the bilge and fire system:

- 1 Centrifugal pump in engine room: 400 VAC, 4 kW
- 1 Centrifugal pump in garage emergency room: 400 VAC, 4 kW

### V.8.2 Water-Mist Fire Extinguishing System

a) An **NOVENCO**® automatic water mist extinguishing system with pressure pump and copper piping shall be installed throughout the accommodation of the vessel.

## V.9 PNEUMATIC SYSTEMS

### V.9.1 Low-Pressure Air System

a) One air compressors shall be installed in the engine room, pressure oil lubricated, air cooled. The working pressure is to be set at 10 bar to cut-in/out at (+-)5%

## V.9.2 High-Pressure Air System

a) The vessel will be fitted with a **BAUER**® 400 VAC, 3-phase, 50Hz, electrically-driven dive compressor.

## V.10 LUBE OIL SYSTEM

### V.10.1 Oil Transfer Pumps

a) Oil change system for both main engines and generators with two reversible pumps such as a 1/2 HP, 230 VAC and manifold and all necessary plumbing.

## V.11 DOMESTIC APPLIANCE SYSTEMS

### V.11.1 Crew Galley Appliances

- 1) One under-counter fridge.
- 2) One microwave oven.
- 3) Simple coffee maker
- 4) Proper secure stowage provisions shall be provided for all equipment items not permanently installed.

### V.11.2 Main Galley Appliances

- 1) Two **MIELE**® stainless-steel refrigerator/freezers, stand-alone type.
- 2) One four-burner **GAGGENAU**® electric induction cooking range.
- 3) One custom stainless steel exhaust canopy with fire extinguishing system.
- 4) One **GAGGENAU**® or similar cooking oven.
- 5) One **GAGGENAU**® or similar microwave oven.
- 6) One **MIELE**® or similar professional dishwasher.

### V.11.3 Main Salon

- 1) One **LIEBHERR**® wine refrigerator.
- 2) One **Oshizaki** ice maker.



#### **V.11.4 Upper Deck Pantry Appliances**

1) One **GAGGENAU®** or similar microwave oven.

2) One **OSHIZAKI®** or similar ice cube maker.

3) One **MIELE®** or similar fridge.

4) One **MIELE®** or similar under-counter wine refrigerator with optional glass door.

#### **V.11.5 Owner's Appliances**

1) One **OSHIZAKI®** or similar fridge in owner's cabin.

#### **V.11.6 Sun Deck Appliances**

a) One **OSHIZAKI®** or similar icemaker.

b) One **LIEBHERR®** or similar under-counter fridge.

c) One Double Grill BBQ, **JENN AIR®** or similar.

#### **V.11.7 Beach Club Appliances**

d) One **OSHIZAKI®** or similar icemaker.

e) One **LIEBHERR®** or similar under-counter fridge.

#### **V.11.8 Pilothouse Appliances**

a) One **ULINE®** or similar fridge in the pilot house

#### **V.11.9 Laundry Room Appliances**

a) One **MIELE®** or similar commercial washing machines;

b) One **MIELE®** or similar commercial dryers;

### **V.12 COLD ROOMS**

#### **V.12.1 General**

There will a large fridge/freezer stainless steel finish cold walking room arrangement in the crew deck.

(Show to: **Members**)Electrical System

## VI.1 GENERAL

- a) The Vessel's main power supply shall be a 240/400 Volt, 50 Hertz three-phase four-wire system with neutral grounded, based on a split-bus distribution circuit.
- b) The vessel will be control and monitored by a Yacht Control & Management (YCM) system.
- c) The electrical power supplies on board are based on:
- Two generators rated at 70 kW, 400/230 VAC, 50 Hz;
  - Two shore power rated at 125 A, 208/400/415 +/-10% VAC, 3-phase, 50/60 Hz;
  - 24 VDC battery banks;
  - 24 to 12 VDC converters for each individual 12 volt consumer, when necessary.

## VI.2 SHORE POWER SYSTEM

### VI.2.1 General

- a) Shore power cables shall be provided P/S aft in the garage. They will be accessible from outside with powered reels for extraction and retracted the cables.
- b) Care will be taken to ensure that all cables are routed from the shore so as avoid obstruction on deck or to the gangway.
- c) These cables will be connected to a 75 kVA shore power converter that will act as a galvanic isolation transformer as well as a frequency converter.
- d) Controller unit shall be installed in a clean, dry space.

### VI.2.2 Frequency Converter

- a) The frequency converter shall be an double-input with a maximum output to a single bus of 75 kVA, 400 VAC, 3-phase, 50 Hz.

### VI.2.3 Shore Power Cable

- a) One 100-foot (30 m) 125 Amp./ 400 V, 4-wire Ship to Shore cord handled by **GLENDINING®** system
- b) Plugs receptacles and adapters, to accommodate 125 Amp. single (1) or three (3) phase power.

## VI.3 POWER CONVERSION EQUIPMENT

### VI.3.1 Battery Chargers

a) There are three 100 Amps **MASTERVOLT®** battery chargers, with a manual change-over system for changing wires. This will enable charging of all battery banks to take place with backup in the event one of one of the charger is failing. Uninterrupted Power Supply (UPS)

a) Local UPS will power the following units :

- Ship's computer system, if required;
- Any specialized equipment in need of sine wave power supply,
- Navigation equipment supplies, when needed.

b) These UPS to be powered off the ship's main power.

## VI.4 YACHT CONTROL & MANAGEMENT SYSTEM

a) A YCM system consisting of two dedicated automation processors, working in mirror, and a set of required interfaces all linked together by a data bus is installed on the vessel.

b) The purpose of this YCM system is to control and monitor the entire vessel.

c) All the equipment used for the YCM system is Class Approved and manufactured by the **SCHNEIDER GROUP®**.

## VI.5 ALARM, SAFETY AND WARNING SYSTEMS

### VI.5.1 Systems Central Alarm

a) The YCM system will be the central unit of the alarm system on board.

### VI.5.2 Burglar Alarm

a) A burglar alarm shall be fitted and is included in the electronics package.

(Show to: **Members**)Electronics

## VII.1 COMMUNICATION

### VII.1.1 SSB Transceiver

a) One **FURUNO**® MF/HF FS1570 SSB, 150W, GMDSS approved, automatic antenna tuning unit fitted with automatic and manual grounding system.

### VII.1.2 VHF Transceiver

a) Two **FURUNO**® VHF FM8800S with DSC Class A, one remote in the crew mess and the other at the chart table, Wheelmark approved.

### VII.1.3 Cellular Phones

a) Two **ERICSSON**®, GSM base station phones with their own 24VDC/12VDC power reducer. They will be connected to the vessel's PABX system.

### VII.1.4 Handheld VHF

a) Three **SIMRAD**®, Axis 50, handheld GMDSS VHF waterproof made and fitted with a multi desk quick charger.

### VII.1.5 Fleet Broadband Station

a) One **SAILOR**® 250 Inmarsat Fleet Broadband station with a dedicated fax , a emergency push button, connected to a GPS NMEA output, providing a connection to the telephone distribution and allowing data transmission.

### VII.1.6 SAT TV - Internet

One **SEATEL**® 4004 TV-at-Sea satellite receiver with European LNB.

### VII.1.7 Inmarsat-C Station

a) One **FURUNO**® FELCOM16 Mini-C with GPS-option GMDSS Inmarsat C station with H- 1252 dedicated printer.

### VII.1.8 SSAS

a) One **SAILOR**® SSAS add-on kit with Alert & Test buttons.

### VII.1.9 Safety Transponders

See Chapter: XII.1.3 EPIRB & SART

### VII.1.10 Telephone Distribution

a) One **PANASONIC**® or **LG**® PABX connected to the Fleet Broadband, the VSAT, cell phone units and shore connection when available.

## VII.2 NAVIGATION ELECTRONICS

### VII.2.1 Differential GPS

- a) One **SIMRAD**® MX510 DGPS receiver with differential facilities connected to the NMEA interface.
- b) One **SIMRAD**® MX510 GPS receiver with differential facilities connected to the NMEA interface

### VII.2.2 Navtex

- a) One **FURUNO**® NX700DPROB Navtex receiver with active antenna.

### VII.2.3 AIS/LRIT Transceiver

- a) One **FURUNO**® FA150P AIS station transceiver connected to the NMEA interface.
- b) One **FURUNO**® FELCOM 16 LRIT station transceiver connected to the NMEA interface

### VII.2.4 Navigation Computer/Plotter

- a) SIMRAD® NSO Glass Bridge navigation system to be as follow:
  - One computer unit,
  - Three **HATTELAND**® HD19T03 FOBA 19" LCD displays,
  - One Speed Transducer for Motor Yacht set,
  - One BSM01Echosounder module,
  - One **SIMRAD**® IS20 Wind direction and speed sensor pack,
  - One digital repeater at Captain's Cabin,
  - One digital repeater crew's Mess.

### VII.2.5 Navigation Instruments

- One Compass **CASSENS & PLATH**®, T12/C reflector reading device,
- One Inclinomometer sensor.

### VII.2.6 Echo sounder

- a) One echo sounder **SIMRAD**® BSM01 interface.

### VII.2.7 Radars

- a) One **FURUNO**® FR2117 Radar, 12 kW, 96 Nm fitted with 6ft. scanner unit shall be connected to the gyro compass and GPS Nmea output via chart plotter NSO.
- b) One **SIMRAD**® TK12K Radar, 6 kW, 72 Nm fitted with 6ft. scanner unit shall be connected to the gyro compass and GPS Nmea output via chart plotter NSO.

### VII.2.8 Loch/Speedo

a) Included in Navigation Computer.

### VII.2.9 Autopilots

a) One **SIMRAD**® AP50 IMO/Wheelmark automatic pilot connected to the gyro compass and NMEA interface.

b) A NMEA switch by software or hardware shall be provided for using either GPS NMEA output or marine navigation software NMEA output.

c) The output signal will drive the main steering system.

### VII.2.10 Gyrocompass

a) Regular **SIMRAD**® GC80 gyrocompass with sin/cos, Cif and step by step interfaces.

b) A rudder feedback unit and a remote control display shall be provided.

### VII.2.11 Navigation Software

a) One **SIMRAD**® NSO navigation software with NMEA and radar overlay interfaces.

### VII.2.12 Rudder Angle

a) An IMO-approved **SIMRAD**® AR80 independent steering repeater system shall be installed on the main rudder tiller.

b) Indicators at each steering station.

### VII.2.13 Antennae Requirements

a) Antenna layout arrangement to be defined as per supplier's specifications.

## VII.3 NAVIGATION, NON ELECTRONIC

a) One (1) **RIEKER**® Instrument RIE-2055 inclinometer.

b) One **CASSENS & PLATH**® or equal magnetic compass to be fitted in navigation area according to Classification Society rules.

## VII.4 ENTERTAINMENT

### VII.4.1 Central Rack & A/V Server

- 1 x **KALEIDESCAPE**® M5000 High-end Media server - 2 TB
- 1 x **KALEIDESCAPE**® Carroussel Vault

- 1 x Rack-mounted monitor and keyboard for server work and media additions
- 2 x UPS Power backups
- 2 x 16 Port Giga switches 1 x Giga Router – CISCO®

#### VII.4.2 Crew Quarters

- The crew will have the ability to watch Movies and Music on demand from the central server **KALEIDESCAPE®** M300, controlled by one colour screen remote or listen to personal IPOD/MP3 player from a docking station.
- 32" LCD TV, Sony, Samsung or equal
- 19" LCD screen for CCTV
- 1 x Satellite TV Box (mounted in central A/V rack)
- 1 x Video Streamer (mounted in central A/V rack)
- 1 x **IPAD®** Multi-remote - Configured
- 1 x **DENON®** Amplifier
- 4 x **DENON®** CR101 ceiling speakers
- 1 x IPOD/mp3 player docking station in crew mess
- 1 x iPod/mp3 player pre-amplified docking station with two SONANCE® ceiling speakers in each crew cabin

#### VII.4.3 Captain's Cabin

- The captain will have the ability to watch Movies and Music on demand from the central server **KALEIDESCAPE®** M300, controlled by one colour screen remote or listen to personal IPOD/MP3 player from a docking station.
- 32" LCD TV, Sony, Samsung or equal
- 1 x Satellite TV Box (mounted in central A/V rack)
- 1 x Video Streamer (mounted in central A/V rack)
- 1 x **IPAD®** Multi-remote - Configured
- 1 x **DENON®** Amplifier
- 4 x **FOCAL®** ceiling speakers
- 1 x IPOD/mp3 player docking station

#### VII.4.4 Owner's Accommodation

- The Owner will have the ability to watch Movies and Music on demand from the central server **KALEIDESCAPE®** M300, controlled by one colour screen remote or listen to personal IPOD/MP3 player from a docking station.
- 1 x 50" LCD TV, Sony, Samsung or equal.
- 1 x Satellite TV Box (mounted in central A/V rack)

- 1 x Video Streamer (mounted in central A/V rack)
- 1 x **IPAD**® Multi-remote - Configured
- 1 x **DENON**® 5.1 A/V Receiver
- 1 x **FOCAL**® m3AS Sub-woofer
- 5 x **FOCAL**® ceiling speakers
- 1 x iPOD/mp3 player docking station

#### VII.4.5 Guest's Accommodation

- The Guest will have the ability to watch Movies and Music on demand from the central server **KALEIDESCAPE**® M300, controlled by one colour screen remote or listen to personal iPOD/MP3 player from a docking station
- 1 x 32" LCD TV, Sony, Samsung or equal.
- 1 x Satellite TV Box (mounted in central A/V rack)
- □ 1 x Video Streamer (mounted in central A/V rack)
- □ 1 x **IPAD**® Multi-remote - Configured
- 1 x **DENON**® Amplifier
- 5 x **FOCAL**® ceiling speakers
- 1 x iPOD/mp3 player docking station

#### VII.4.6 Main Deck Salon

- Owner and Guests will have the ability to watch Movies and Music on demand from the central server **KALEIDESCAPE**® M500, controlled by one colour screen remote or listen to personal iPOD/MP3 player from a docking station
- Ability to play the same or different music as inside or the different decks.
- 1 x 50" LCD TV, Sony, Samsung or equal.
- 1 x Satellite TV Box (mounted in central A/V rack)
- 1 x Video Streamer (mounted in central A/V rack)
- 1 x Audio stream player with colour remote - showing albums and tracks for aft deck
- 1 x **IPAD**® Multi-remote - Configured
- 1 x **DENON**® 5.1 A/V Receiver
- 1 x **FOCAL**® Sub-woofer
- 5 x **FOCAL**® ceiling speakers
- 1 x iPOD/mp3 player docking station

#### VII.4.7 Aft Main Deck

- Owner and Guests will have the ability to watch Movies and Music on demand from the central server **KALEIDESCAPE**® M6000, controlled by one colour screen remote or listen to personal iPOD/MP3 player from a docking station
- 1 x Audio stream player with colour remote



- 1 x **DENON**® small amplifier (will be set at constant 75% and controlled by stream player)
- 4 x **FOCAL**® exterior speakers - white

#### VII.4.8 Upper Deck Salon

- Owner and Guests will have the ability to watch Movies and Music on demand from the central server **KALEIDESCAPE**® M300, controlled by one colour screen remote or listen to personal iPOD/MP3 player from a docking station
- Ability to play the same or different music as inside or the different decks.
- 1 x 50" LCD TV, Sony, Samsung or equal.
- 1 x Satellite TV Box (mounted in central A/V rack)
- 1 x Video Streamer (mounted in central A/V rack)
- 1 x Audio stream player with colour remote - showing albums and tracks for aft deck
- 1 x **IPAD**® Multi-remote - Configured
- 1 x **DENON**® 5.1 A/V Receiver
- 1 x **FOCAL**® Sub-woofer
- 5 x **FOCAL**® ceiling speakers for salon
- 2 x **FOCAL**® ceiling speakers for dining area
- 1 x iPOD/mp3 player docking station

#### VII.4.9 Aft Upper Deck

- Owner and guests will have the ability to listen to all music on the server, controlling volume and track, album or playlist. Selection of music is easy and stress free, choose the album by cover then select the required music.
- 1 x Audio stream player with colour remote
- 1 x **DENON**® small amplifier (will be set at constant 75% and controlled by stream player)
- 4 x **FOCAL**® exterior speakers - white

#### VII.4.10 Sun Deck

- The ability to listen to all music from the server, controlling volume and track, album or playlist. Selection of music is easy and stress free, choose the album by cover then select the required music.
- 1 x Audio stream player with colour remote - showing albums and tracks for sun deck
- 1 x **IPAD**® Multi-remote - Configured
- 1 x **DENON**® 5.1 A/V Receiver
- 1 x **FOCAL**® Sub-woofer
- 5 x **FOCAL**® exterior speakers - white
- 2 x **FOCAL**® exterior speakers - white - forward seating area
- 1 x iPOD/mp3 player docking station

### VII.4.11 Bridge and Foredeck Area

- You will have the ability to listen to all music on the server, controlling volume and track, album or playlist. Selection of music is easy and stress free, choose the album by cover. One remote covers both the bridge and forward area.
- 1 x Audio player with colour remote
- 1 x **DENON**® amplifier (will be set at constant 75% and controlled of stream player)
- 1 x Speaker selection switch – for bridge or foredeck or both
- 2 x **FOCAL**® exterior speakers – white (Bridge forward area)
- 2 x **FOCAL**® white ceiling speakers (Bridge)

### VII.4.12 CCTV

- You will have the ability to watch max 8 cameras (6 in standard) showing different area's of the yacht, whilst constantly recording; cycle time of 7 days recording.
- 6 x Exterior cameras
- 1 x CCTV duplexer and recorder – Built in Hard drive – 8 Channel – giving spare

### VII.4.13 Computer Network

- Yacht wide access to the network and central storage Hub. A 1Terrabyte Network storage device to allow files to be saved and accessed from any computer you give the authority. Printing available from any computer on the network, both wirelessly or wired. Access is not limited to the internals of the yacht but also all outdoor areas by the use of the external access point.
- 1 x External access point
- 3 x Internal access points
- 1 x NAS 1TB network storage Hub

### VII.4.14 Shore Connection

a) The following shore connections to be provided:

- Telephone (to vessel's PABX);
- Ethernet/LAN.

(Show to: **Members**)Exterior Outfitting

## **VIII.1 WOOD JOINERY EXTERIOR**

### **VIII.1.1 Teak Decks**

a) Teak deck planking 12mm x 50mm finished dimensions, glued to deck with **SIKAFLEX®** or equal.

## **VIII.2 DECK EQUIPMENT**

### **VIII.2.1 Windscreen Wipers**

a) Three windscreen wipers, two-speed, 230V with 40" wiper blades shall be fitted to the forward windows of the wheelhouse.

### **VIII.2.2 Riviera Gangway**

a) A 5 m long electro-hydraulic gangway (minimum width 700 mm), in the same style as the accommodation ladder, exiting through a flush door in the transom.

### **VIII.2.3 Boarding Ladder**

a) A Stair boarding ladder shall be provided.

### **VIII.2.4 Swimming ladder**

a) The swimming ladder shall extend approximately one meter down into the water and have comfortable 600 mm wide teak steps.

### **VIII.2.5 Flag Pole**

a) On centreline, a 316 L stainless steel flag pole 3 m-long of sufficient diameter in a support integral with the aft side of the bridge deck bulwark.

## **VIII.3 TENDER & JETSKI GARAGE**

### **VIII.3.1 General**

a) The garage at the bow will accommodate one tender.

b) The jetski garage at the stern next to the beach club will accommodate one jetski.

## **VIII.4 INVENTORY**

### **VIII.4.1 Deck Equipment**

a) The Builder shall include provisions for storage, hoisting or deployment of the following Owner Supplied Items:

- Dinghy anchor,
- 2 Boat hooks,
- 2 x 12m hose,
- A handheld 24 VDC searchlight shall be located in a dedicated locker in the foredeck with a waterproof socket.

(Show to: **Members**)Coating & Coverings

## X.1 PAINT SYSTEM

### X.1.1 General

a) The entire painting system shall be **BASF**

(Show to: **Members**)Saftey Equipment

## XI.1 GENERAL

### XI.1.1 Life Rafts & Equipment

a) Four (4) equal life rafts to be supplied by the Builder as per Class and SOLAS regulations for a vessel of this size.

b) Four ring buoys stored in recesses with vessel identification as required by SOLAS.

### XI.1.2 EPIRB & SART (Owner's Supply)

a) One **SIMRAD**® EG50 Type I EPIRB with hydrostatic release and deck mount casing;

b) One **SIMRAD**® EG50 Type II EPIRB, bracket-mounted in the wheelhouse;

c) One **SIMRAD**® SA50 Search and Rescue Transponder.

### XI.1.3 Flares

a) The following equipment is to be supplied with the Vessel in accordance with governing authorities:

- Twelve red parachute flares
- Six white parachute flares
- Four red hand flares

- Four white hand flares
- Three orange smoke day signals.

#### **XI.1.4 Fog Horn**

a) One chrome plated **KAHLENBERG®** marine air horn system, D2 model with M511A fog signal timer, according to Classification Society and Flag Registry rules.

#### **XI.1.5 Searchlights**

a) Two Xenon searchlights, model RCL 100 mounted on the mast with remote control at the helm in wheelhouse.

#### **XI.1.6 First Aid Kit**

a) A first aid kit, suitable for a world-wide cruising motor yacht of this size, according to SOLAS and Lloyd's is to be supplied.

#### **XI.1.7 Life Vests and Harnesses**

a) 24 life vests, with radar and light reflectors, will be supplied with the vessel in accordance with SOLAS, Class and U.S Coast-guards regulations.

b) A whistle and stroboscopic light will be delivered for each life vest.

#### **XI.1.8 Fire Alarm System**

a) A general fire alarm system fully in accordance with the statutory- and class and requirements shall be installed.

b) The system shall incorporate:

- Smoke sensors in all accommodation spaces.
- Manual alarm triggers at strategic locations.
- Heat sensors in the galley and engine room.
- Audible alarm bell.
- Alarm indicating panel in the wheelhouse.

#### **XI.1.9 Accommodation Fire Prevention**

a) A automatic water mist extinguishing system shall be installed on the vessel.

#### **XI.1.10 Fire hoses**

a) Five fire hoses shall be housed in deck lockers in the direct vicinity of the **STORZ®** valves, connected to the fire main:

- One in the engine room.
- One at the foredeck
- Two on main deck level.
- One on the bridge deck.

Each hose shall be fitted with a dual purpose nozzle and shall be stored in a non-corrosive rack.

#### **XI.1.11 Misc. Fire fighting Items**

- One fire suit with breathing apparatus, one fire axe and one fire blanket to be stored in the CO2 locker.
- Fire blankets in the galley, crew lounge, pantry, engine room.

## **Exclusions**

---

Owner's personal belongings.

## **Disclaimer**

---


The Company offers the details of this vessel or yacht in good faith but cannot guarantee or warrant the accuracy of this information nor warrant the condition of the vessel. A buyer should instruct his representatives, agents, or his surveyors, to investigate such details as the buyer desires validated. This vessel or yacht is offered subject to prior sale, price change, or withdrawal without notice.

---


# PHOTOS

---


**Bar**



**Salon**




**Mater Staterron**



**Mater Staterron**




**Head**



**Head**



**Beach Area**



**Swim Platform**




**Outdoor Dining Area**




**Cockpit**



**Flybridge**



**Railing Detail**




**Cockpit**



**Open Beach**



**Stern**




**Beach**






## Stern



## Profile



# CONTACTS

---

Andrey Shestakov, leading yacht broker of the sales department of Shestakov Yacht Sales Inc. Shestakov Yacht Sales Inc., the official representative of the Miami/Fort Lauderdale FL headquarters.

## Contact details

---

Email: **andrey@shestakovyachtsales.com**

Web: [shestakovyachtsales.com/en/](https://shestakovyachtsales.com/en/)

## Telephones

---

USA: **+1(954)274-4435**

## Office hours

---

Monday – Saturday: **9:00 - 21:00** EDT

Sunday: **closed**

## Address

---



Harbour Towne Marina, 850 NE 3rd St, STE 213, Dania, FL 33004