

NEW SQUADRON 42 — FAIRLINE



Builder: FAIRLINE

LOA: 42' 5" (12.93m)

Year Built: 2013

Beam: 13' 1" (3.99m)

Model: Motor Yacht

Max Speed: 33 Kts. (38 MPH)

Price: PRICE ON APPLICATION

Location: United States

Our experienced yacht broker, Andrey Shestakov, will help you choose and buy a yacht that best suits your needs **NEW SQUADRON 42 — FAIRLINE** from **our catalogue**. Presently, at **Shestakov Yacht Sales Inc.**, we have a wide variety of yachts available on **our sale's list**. We also work in close contact with all the big **yacht manufacturers** from all over the world.

If you would like to buy a yacht **NEW SQUADRON 42 — FAIRLINE** or would like help answering any questions concerning purchasing, selling or chartering a yacht, please call **+1(954)274-4435**

TABLE OF CONTENTS

TABLE OF CONTENTS	2
SPECIFICATIONS	4
Overview	4
Basic Information	4
Dimensions	4
Speed, Capacities and Weight	4
Accommodations	5
Hull and Deck Information	5
Engine Information	5
DETAILED INFORMATION	6
Aft deck	6
Deck Equipment	6
Electrical System	6
Electronics and Navigational Equipment	6
Flybridge	7
Galley	7
Guest Stateroom	7
Hull	8
Master Stateroom	8
Engine /Mechanical Equipment	8
Salon	9
Exclusions	9
Disclaimer	9
PHOTOS	10
CONTACTS	13
Contact details	13
Telephones	13
Office hours	13

Address

13

SPECIFICATIONS

Overview

TOUR VIRTUAL

Basic Information

Category: Motor Yacht

Sub Category: Flybridge

Model Year: 2014

Year Built: 2013

Country: United States

Fly Bridge: Yes

Cockpit: Yes

Dimensions

LOA: 42' 5" (12.93m)

Beam: 13' 1" (3.99m)

Speed, Capacities and Weight

Max Speed: 33 Kts. (38 MPH)

Gross Tonnage: 13 Pounds

Water Capacity: 138 Gallons

Fuel Capacity: 263 Gallons

Accommodations

Total Cabins: 2

Total Berths: 4

Sleeps: 6

Total Heads: 2

Hull and Deck Information

Hull Material: Fiberglass

Deck Material: Teak

Hull Configuration: Deep Vee

Hull Finish: Aluminum

Engine Information

Engines: 2

Manufacturer: Volvo

Model: D6-435 EVC

Engine Type: Inboard

Fuel Type: Diesel

DETAILED INFORMATION

Aft deck

12v heavy duty weatherproof socket • Access hatch to lazarette • Aft cockpit enclosure covers • Cockpit lights • Cockpit seat with reversible backrest • Deck level lighting • Engine bay access hatch with stainless steel ram • Manual bilge pump(s) • Mooring warps • Shoreline stowage locker • Sliding patio door to main saloon • Teak laid floor throughout self-draining cockpit • Warp lockers

Deck Equipment

Anchor chain locker • Anchor winch (electric) • Anchor winch controls • Calibrated anchor chain • Delta anchor 16kg with 45m chain (galvanised) • Fender set • Foredeck lockers • Fuel fillers • Full set of IMCO navigation lights • Horn to radar mast • Hot and cold water transom shower • Moulded non-slip deck surface • Recessed self-draining area on foredeck for coachroof sun cushions • Riding light • Stainless steel bow, spring and stern cleats • Stainless steel bow fairlead(s) • Stainless steel handrails • Stainless steel pulpit • Stainless steel stemhead roller • Swim ladder • Teak laid bathing platform • Toughened glass curved windscreen • Transom gates from cockpit to integral bathing platform • Water filler(s) • Windscreen wipers

Electrical System

All 240V, 24V and 12V circuits (where applicable) protected by circuit breakers with main electrical load control panel • Heavy duty circuit breakers • Isolating switches to all batteries

12 Volt:Batteries - 2 x Heavy duty batteries wired in parallel supplying domestic services • Battery - 1 x Heavy duty battery exclusively for port engine starting • Battery - 1 x Heavy duty battery exclusively for starboard engine starting • Regulated charger 240 Volt:Polarity check and earth leakage protection system • Power points throughout the boat (fed from shore power or generator) • Shore power supply

Electronics and Navigational Equipment

12v socket • Adjustable/tilt steering wheel • Bilge pump switches with integral

operating warning lights and audible alarms • Bolstered helm seat • Control panel for 12v/240v domestic electrical circuits • Controls for engine bay fire extinguisher system • Electronic single-lever throttle and gear controls for port and starboard engines • Fuel gauges • Full engine instrumentation including; tachometers, temperature gauges, battery condition indicators, audible alarms and engine hour meters • Garmin GMI 10 digital multi-function instrument system with colour display • Garmin VHF 300i marine radio • Helm position indicator • High speed magnetic compass • Hydraulic steering • Opening side window (manual) • Random teak floor • Red night-light illumination to helm • Remote anchor winch controls • Searchlight controls • Switches for navigation and riding lights, windscreen wipers and engine bay extractor fans • Trim tab controls

Flybridge

12v heavy duty weatherproof socket • Access hatch • Bilge pump warning lights and audible alarms • Bolstered helm seating • Chaise-longue seat • Companion seating to helm • Deck level lighting • Drinks holders • Electronic single-lever throttle and gear controls for port and starboard engines • Ensign and staff • GRP flybridge table with hi/lo facility • Garmin GMI 10 digital multi-function instrument system with colour display • Helm position indicator • High speed magnetic compass • Instrument covers • Moulded non-slip deck surface • Remote anchor winch controls • Remote control searchlight with controls at both helm stations • Repeat flybridge engine instrumentation, controls and electronics • Stainless steel handrails • Teak laid oversize flybridge steps • Trim tab controls • VHF radio incorporating intercom • Wind-deflecting screen with grab rail

Galley

2-burner gas hob, oven and grill • Additional galley storage space built into bulkhead • Fire extinguisher • Foundations work surface • Halogen ceiling lights • Integrated waste bin • Lacquered cupboard doors • Panoramic windows with opening port • Random teak floor • Refrigerator • Sink with hot and cold mixer tap • Underfloor stowage • Work surface lights

Guest Stateroom

Bedside stowage • Double doors to en suite • Full length berths x 2 with sliding

conversion to double bed • Full standing height shower with solid teak gratings, seat and hinged door • Halogen ceiling lights • Lockers (overhead) • Mirror • Opening hull windows with blinds • Reading lights • Wardrobe(s)

Guest Cabin En Suite: 220v/240v shaving point • Automatic shower tray pump-out system • Day Access • Electric silent-flush freshwater toilet • Extractor fan • Foundations® vanity unit locker and basin with hot and cold pressurised water • Full set of bathroom fittings • Full standing height shower with solid teak gratings, seat and hinged door • Mirror • Opening hull windows with blinds

Hull

All gel coat and glass fibre hand laid with unidirectional, biaxial and woven rovings • Antifouling protection to hull • Deep 'V' forward 12.5° deadrise aft • Design, layout and detailing by the Fairline Design Team. Naval architecture and structural engineering by Bernard Olesinski • Full length hull design • Full length moulded spray deflectors • Hull/deck join bolted and bonded • Integrally moulded engine bearers • Isophthalic gel coat backed by isophthalic resin-rich powder-bound glass mat • Panoramic hull windows • Stainless steel gunwhale with rubber insert • The deck incorporates polyurethane foam cores for high strength and excellent thermal insulation • The integral bathing platform gives the boat a longer waterline length for improved performance, particularly at reduced power settings • The propellers are set in semi-tunnels enabling the engines to be located further aft, also reducing draught and improving efficiency by reducing the shaft angle • Transverse and longitudinal strengthening stringers throughout hull

Master Stateroom

Bedside table • Drawer(s) under bed • Full-height standing headroom • Halogen ceiling lights • Large hatch with flyscreen and concealed blinds to foredeck • Lockers (overhead) • Master cabin skylight • Mirror • Opening hull windows with blinds • Oversized double bed • Reading lights • Upholstered bedhead • Wardrobe(s)

Master En Suite: 220v/240v shaving point • Automatic shower tray pump-out system • Electric silent-flush freshwater toilet • Extractor fan • Foundations® vanity unit locker and basin with hot and cold pressurised water • Full set of bathroom fittings • Full standing height shower with hinged door • Halogen ceiling lights • Mirror • Opening hull windows with blinds

Engine /Mechanical Equipment

Access through cockpit hatch • Aerodynamically designed engine air intakes • Automatic bilge pumps for forward bilge, engine bay and rudder bay with manual 'on' override • Automatic engine bay fire extinguisher system with warnings at both helms • Balanced rudders • Cathodic protection • Dripless shaft seals • Electric engine bay fan(s) • Electro-hydraulic trim tabs with cathodic protection • Engine bay lights • Engine room soundproofing • Exhaust overheat warning system • High capacity emergency manual bilge pump system with changeover valves • Manganese bronze 'P' brackets • Manganese bronze propellers contra-rotating • Sea cocks on all inlets/outlets below waterline • Stainless steel alloy shafts • Water cooled engine exhausts with silencers and side outlets

Salon

19" LCD TV DVD/CD/radio • Aerial and connections for television • Blinds to side windows • Curtains to patio door • Dining table • First aid kit • Freestanding sideboard with cocktail cabinet and provision for optional 32" LCD TV • Full-height standing headroom • Full length saloon windows • Halogen ceiling lights • Handrail with glass partition leading to galley • Sofa

Exclusions

Owner's personal belongings.




Disclaimer

The Company offers the details of this vessel or yacht in good faith but cannot guarantee or warrant the accuracy of this information nor warrant the condition of the vessel. A buyer should instruct his representatives, agents, or his surveyors, to investigate such details as the buyer desires validated. This vessel or yacht is offered subject to prior sale, price change, or withdrawal without notice.

PHOTOS







CONTACTS

Andrey Shestakov, leading yacht broker of the sales department of Shestakov Yacht Sales Inc. Shestakov Yacht Sales Inc., the official representative of the Miami/Fort Lauderdale FL headquarters.

Contact details

Email: **andrey@shestakovyachtsales.com**

Web: shestakovyachtsales.com/en/

Telephones

USA: **+1(954)274-4435**

Office hours

Monday – Saturday: **9:00 - 21:00** EDT

Sunday: **closed**

Address



Harbour Towne Marina, 850 NE 3rd St, STE 213, Dania, FL 33004