

## CHECKMATE — BURGER



**Builder:** BURGER

**Year Built:** 1999

**Model:** Motor Yacht

**Price:** PRICE ON APPLICATION

**Location:** United States

**LOA:** 85' 0" (25.91m)

**Beam:** 20' 6" (6.25m)

**Min Draft:** 5' 6" (1.68m)

**Max Draft:** 5' 10" (1.78m)

**Cruise Speed:** 18 Kts. (21 MPH)

**Max Speed:** 23 Kts. (26 MPH)

Our experienced yacht broker, Andrey Shestakov, will help you choose and buy a yacht that best suits your needs **Checkmate — BURGER** from **our catalogue**. Presently, at **Shestakov Yacht Sales Inc.**, we have a wide variety of yachts available on **our sale's list**. We also work in close contact with all the big **yacht manufacturers** from all over the world.

If you would like to buy a yacht **Checkmate — BURGER** or would like help answering any questions concerning purchasing, selling or chartering a yacht, please call **+1(954)274-4435**

---

# TABLE OF CONTENTS

---

TABLE OF CONTENTS	2
SPECIFICATIONS	3
Overview	3
Basic Information	3
Dimensions	3
Speed, Capacities and Weight	3
Accommodations	4
Hull and Deck Information	4
DETAILED INFORMATION	5
Overview	5
Exclusions	14
Disclaimer	14
PHOTOS	15
CONTACTS	23
Contact details	23
Telephones	23
Office hours	23
Address	23

---

# SPECIFICATIONS

---

## Overview

---

Modernized and turnkey, she turns heads in every port in which she arrives.

## Basic Information

---

**Category:** Motor Yacht

**Model Year:** 1999

**Year Built:** 1999

**Refit Year:** 2013

**Country:** United States

**Fly Bridge:** Yes

## Dimensions

---

**LOA:** 85' 0" (25.91m)

**Beam:** 20' 6" (6.25m)

**Min Draft:** 5' 6" (1.68m)

**Max Draft:** 5' 10" (1.78m)

**Clearance:** 21' 0" (6.40m)

**MFG Length:** 85' 0" (25.91m)

## Speed, Capacities and Weight

---

**Cruise Speed:** 18 Kts. (21 MPH)

**Cruise Speed RPM:** 2000 Kts.

**Cruise Speed Range:** 1500

**Max Speed:** 23 Kts. (26 MPH)

**Max Speed RPM:** 2300 Kts.

**Displacement:** 140000 Pounds

**Gross Tonnage:** 144 Pounds

**Water Capacity:** 1000 Gallons

**Holding Tank:** 200 Gallons

**Fuel Capacity:** 4995 Gallons

---

## Accommodations

---

**Total Cabins:** 3

**Total Berths:** 4

**Sleeps:** 6

**Total Heads:** 5

**Crew Cabin:** 1

**Crew Berths:** 2

**Crew Sleeps:** 2

**Crew Heads:** 1

---

## Hull and Deck Information

---

**Hull Material:** Aluminum

**Deck Material:** Aluminum

**Hull Configuration:** Semi-Displacement

**Hull Color:** White

**Hull Finish:** Aluminum

**Hull Designer:** Don O'Keefe

**Exterior Designer:** Don O'Keefe

---

# DETAILED INFORMATION

---

## Overview

---

CHECKMATE combines the timeless beauty, style, quality and pedigree of one of the finest custom 85 foot Burger motoryachts ever built with modern electronics, audio/video systems, comforts and finishes. Constructed in 1999, Checkmate has been meticulously maintained and continuously upgraded by first-class shipyards and crew, including a major refit in 2013 which enhanced her systems and interior and exterior spaces. CHECKMATE is in pristine condition and ready for your next adventure with family and friends. CHECKMATE's trademark Burger bow, an instantly recognizable feature to discerning yachtsmen, is notable for its generous freeboard and flared bow sections. Her integral steps lead to an oversized sunpad with enough space for two families. Confidently surrounded by enclosed bulwarks, CHECKMATE's large working foredeck gives way to oversized open side decks leading aft. Port and Starboard-side sliding doors offer an inviting entryway to the yacht's plush interior.

The main deck interior is arranged in classic raised-pilothouse fashion, with galley and dinette forward in a "country kitchen" style. Moving aft-to-starboard, one will find a passageway to the midship pilothouse; next aft lies both a full-width main salon with fireplace and, in close enough proximity to allow for fireside dinners and apres-dinner digestifs, a formal dining arrangement and tastefully-appointed lounge. A custom anigre dining table, complete with an easily store-able extra leaf, was painstakingly crafted by Burger's highly-skilled craftsmen. Surrounding the table, a masterpiece unto itself, are six matching chairs with two additional ones rounding out the complement of high-end salon furnishing. With use of the additional leaf and two chairs, formal dining for up to 8 guests is easily achievable. The main deck powder room is located to port, just forward of the dining area. Positioned forward in the main salon and adjacent to the dining area, the wet bar - featuring overhead and under-counter storage, a polished granite counter with a built-in sink, and a typically luxurious wine cooler with matching trim - is the perfect centerpiece for an elegant cocktail party; a glass-fronted overhead cabinet for stemware has been conveniently built into the salon's forward bulkhead. CHECKMATE's spacious, teak-covered aft deck is connected to the integral swim platform by way of the stairs.

CHECKMATE sleeps six in three double staterooms, all of which are accessible by way of the wood-paneled stairway on the main deck salon. At the stairway's base is a central foyer through which guests may access all three staterooms, as well as a discreetly tucked-away washer and dryer. The master stateroom is amidship while the two guest staterooms are aft, separated from the aft engine room by the two en-suite

heads and a double bulkhead, which is both reliably watertight and mercifully sound-deadening.

The day head aboard CHECKMATE is located outboard of the wet bar in the main salon. Just aft of the day head, is the sturdy watertight door to the port-side deck.

Continuously updated throughout her life, CHECKMATE is turnkey and cuts an impressive figure in all ports she enters.

## **Flybridge**

CHECKMATE'S impressive custom hardtop flybridge, accessible by the pilothouse's stairs, was modified in 2013 to a Ray Hunt design. This space features a fold-down TV from the hard top with a dedicated receiver. The flybridge helm station is centered forward, faced by a new Pompanette captain's chair. To port and starboard are fully-functional wing stations to assist in docking maneuvers. An eisenglass enclosure allows for three season living.

Port and Starboard are built-in bench seats which wrap around aft, with two large teak tables with seating for 10. Forward to port are two built-in refrigerator drawers.

The boat deck aft is easily accessed by a walk-through between the port and starboard bench seats. The yacht's tender is mounted fore-and-aft with a hydraulic crane mounted to port. Dual halogen floodlights mounted on the radar mast provide abundant nighttime illumination of the boat deck area.

## **Pilothouse**

Amidship and up a few steps from the main deck level is the spacious pilothouse. A leather upholstered bench seat is built into the aft bulkhead with a pedestal-mounted table for navigation or underway meals. With wraparound windows and a beautifully-designed helm console, the pilothouse affords excellent visibility to all those fortunate enough to experience it.

## **Galley**

Located forward of the pilothouse, the galley is both open and pleasant, thanks to large windows to port-and-starboard, as well as an opening skylight in the overhead. A granite topped island provides excellent working space in addition to the L-shaped counters built into the aft and outboard bulkheads. Top-of-the-line appliances and custom cabinets make the galley an enjoyable environment for owner and crew alike.

Forward is an L-shaped banquette with granite topped table for informal dining or for use as a crew lounge. The galley has its own TV and entertainment system as well.

## Master Stateroom

Forward from the stateroom foyer is the master stateroom, with port and starboard cedar walk-in closets outboard. A centerline king sized berth is set against the forward bulkhead with bedside tables and reading lights to each side. Flanking the master berth to port and starboard are gorgeously-crafted drawer bureaus with abundant storage. Above are opening portlights with custom window treatments. His-and-her heads are located forward and may be accessed from either side of the berth. A large marble-lined shower separates the two heads. Floors and countertops in the heads are marble, with under-mounted sinks. The master stateroom is furnished with a complete entertainment system and phone set.

## Guest Stateroom

There are port and starboard double staterooms aft from the foyer with arched doorways mimicking the master stateroom entry doors. The port guest stateroom is a VIP cabin, with an athwartship queen berth. The starboard guest stateroom has twin lower berths. Both guest staterooms are furnished with cedar hanging closets, built-in dressers, and integral entertainment systems as well as phone sets. Each cabin boasts an en-suite marble-lined head with shower.

## Crew Quarters

The crew quarters are all the way forward, accessed by a stairway from the galley/country kitchen area forward of the pilothouse. At the base of the stairway is the crew laundry area, with the crew head and shower to port. The crew cabin is forward with upper-and-lower berths and a hanging locker on the opposite side. The crew cabin also has its own entertainment center and telephone. The laundry center and extra refrigerator is in the crew quarters. The crew head is forward with a separate stall shower. There is an escape hatch/skylight to the foredeck from the crew cabin.

## Remarks

CHECKMATE represents the finest Burger currently on the market. Her lifetime of rigorous maintenance & care, not to mention a complete refit beginning in the fall of 2011 and culminating with an extensive upgrade in 2013, leave her in a more-than-

ready state in which to start her next season. With her extended range, CHECKMATE must be considered a true cruising boat and her sturdy aluminum hull will provide comfort and stability for decades to come.

CHECKMATE'S refit included new interior soft goods; window treatments; cushions; flybridge modifications; a full paint job; comprehensive running gear and stabilizer servicing; a complete bottom job, including new barrier coat; all new A/V equipment, including an HD Satellite dome; complete A/C servicing; and full stainless steel high-speed polishing, with everything re-chromed.

**Audio And Visual Equipment** Control4 Audio/Video system throughout

**Main Salon:**

LG 47" LED LCD TV

LG Blu-ray player

Anthem receiver

Direct TV HD sat receiver

**Master & Guests:**

LG LED LCD TV

LG Blu-ray player

Direct TV HD sat receiver

**Flybridge:**

Poly Planar AM/FM CD player

PP exterior speakers mounted on the radar arch and also on aft deck

Skyvue LED Outdoor 52" fold down flat HD TV with dedicated receiver



**Deck Equipment** Immense forward sunpad

Hull material is aluminum series 5086-H116

Nautical Structures EX2000-FB hydraulic/electric davit

2011 15' Novurania, 90 hp Yamaha outboard

Revere Offshore commander liferaft

Stainless steel side mounting boarding ladder

Dual port and starboard boarding gates

Integral swim platform

Hot and cold shower - swim platform

Removable aluminum swim ladder

Recessed stainless steel swim platform cleats

Fore and aft shore cable reels

Foredeck escape hatch from crew quarters

Flybridge flood lights and courtesy lighting

Forward trunk cabin bosun's locker

Port and starboard foredeck fixed dunnage boxes (aft deck)

Dual Maxwell 3500 aft deck capstans

Teak varnished cap rails

Stainless steel handrails

Covers for flybridge console, seating and tender

Maxwell 3500 hydraulic driven anchor windlass with chain sprocket

Bruce 80 kg anchor w/ 350' chain rode

Marquipt 6 step tide ride stair system

Shaft spurs

P & S name board side lighting

Built-in steps to top of trunk cabin

Fresh water washdown bow, stern and flybridge

Compressed air quick connect fittings, foredeck and flybridge

Aft deck furniture

## **Electrical System**

Twin Kilo-Pak 45 Kw generators in sound shields, approx. 10,500 PORT 9,500 STBD

Atlas Shore Power 40 KVA Classic frequency converter

12/24V AC & 110/220V DC systems

Fore and aft shore cable reel systems, 75' cable on each

12V & 24V Sentry automatic battery chargers with backup

110/220V AC, 60 Hz three phase, four wire electric supply system

Atlas SmartBox seamless generator transfer controller GTC-2

2 x 50 amp 120/240V boost transformers

24V emergency lighting system

Engine room fluorescent (110V) and incandescent (24V) lighting

Intrusion alarm system

2 x 24V gel battery banks-engine starting and emergency lighting

2 x 12V gel battery banks-generator

Engine room distribution panel and gauges

Hull corrosion monitor

Paladin electric in/out monitor

---

**Electronics and Navigational Equipment** Simrad EVO II with Navionics Simrad Radar FLIR

Nobletech Time Zero

1 x Northstar 6000GPS chart plotter

C-Plath gyrocompass

C-Plath Navipilot autopilot

Furuno Navnet and radar

Icom IC M127 VHF radio 4 x Icom UHF crew radios

3 x LG flatscreens

B&G HS 2000 depth and speed indicator

B&G wind indicator

Elbex closed circuit camera monitor with aft deck, engine room cameras and FLIR

Koopnautic SeaRocq stabilizers

Naiad hydraulic bow thruster

ACR halogen search light

Kahlenberg air horn

Kahlenberg air whistle

KVH electronic compass

Panasonic super hybrid phone set

Kobelt engine controls

Caterpillar engine vision monitors

Brother inkjet printer/copier

Lenovo PC ship's computer

Danforth magnetic compass

C-Plath autopilot station

C-Plath rudder indicators

Bow thruster controls

CAT controls and digital monitors

Port and starboard wing stations with throttle, gear, and thruster controls

VDO generator instruments

Icom IC-M127 VHF radio

Burger custom alarm panel

Control4 audio/video system

**Engine /Mechanical Equipment** Cat 3412 main engines 1400 HP with 64xx hours

Oil Samples pulled at every oil change Heat Exchangers and aftercoolers done in 2016  
New exhaust mixers in 2016

Service stabilizers in 2015 Spare set of Propellers

ZF-BW 255 reduction gear V-drives

MarineAir chilled water air conditioning, (1) 5 ton and (1) 6 ton chiller for a total of 11 ton capacity

Naiad 12SHT hydraulic driven bow thruster

Jastram hydraulic steering system

Port and starboard wing control stations w/throttles, gears and thruster controls

Engine room manual backup engine controls

Engine room remote engine starts and gauges

5 x Pilothouse windshield washers and wipers

Koopnautic stabilizers

Engine mounted hydraulic stabilizer pumps

---

Tides Marine dripless stuffing boxes

Walker airseps for main engines

Generator PTO for hydraulic bow thruster and windlass

Kahlenberg air horns

Kahlenberg air whistle

ACR halogen searchlight

Engine room mounted 220V compressor and air storage tank

Port and starboard 220V engine room blowers

Port and starboard raw water sea chests

Automatic and manual engine room fire suppressant CO2 system

Alfa Laval fuel centrifuge system

Diesel fuel overfill protection system

Dual Racor fuel filters for each main engine

Racor fuel filters for each genset

110V fuel transfer pump

2 x 12V fuel priming pumps

Fill Rite fuel transfer gauge

Oil change manifold

Leeson oil change pump, 110V

2 x oil reservoir tanks, 140 gal.

Watermakers Inc., 1000 gpd watermaker

6 x Headhunter fresh water toilets

2 x Headhunter fresh water pumps

2 x 40 gallon stainless steel hot water heaters

Headhunter tank level monitor system

Hersey pneumatic tank level monitor system

Dual Headhunter expansion tanks

Fore and aft shore power reel systems

2 x camera closed circuit Elbex monitor system

7 x Panasonic hybrid phone sets

KVH HD7 digital satellite TV antenna system

7 x independent sat-TV receivers

Engine room stainless steel sink

Engine room work bench with bench vise

Headhunter Tidal Wave MSD 2x Torrid Marine Grade 30 gallon Hot Water Heaters (2016)

---

## Exclusions

Owner's personal belongings.

---



## Disclaimer

The Company offers the details of this vessel or yacht in good faith but cannot guarantee or warrant the accuracy of this information nor warrant the condition of the vessel. A buyer should instruct his representatives, agents, or his surveyors, to investigate such details as the buyer desires validated. This vessel or yacht is offered subject to prior sale, price change, or withdrawal without notice.

---

# PHOTOS








---

























# CONTACTS

---

Andrey Shestakov, leading yacht broker of the sales department of Shestakov Yacht Sales Inc. Shestakov Yacht Sales Inc., the official representative of the Miami/Fort Lauderdale FL headquarters.

## Contact details

---

Email: **andrey@shestakovyachtsales.com**

Web: [shestakovyachtsales.com/en/](http://shestakovyachtsales.com/en/)

## Telephones

---

USA: **+1(954)274-4435**

## Office hours

---

Monday – Saturday: **9:00 - 21:00** EDT

Sunday: **closed**

## Address

---



Harbour Towne Marina, 850 NE 3rd St, STE 213, Dania, FL 33004