

JO JO'S CIRCUS — WESTPORT



Судостроитель: WESTPORT

Год постройки: 2008

Модель: Моторная яхта

Цена: **ЦЕНА ЯХТЫ ПО ЗАПРОСУ**

Местонахождение: United States

Длина общая: 112' 0" (34.14m)

Ширина: 23' 5" (7.14m)

Мин. осадка: 5' 6" (1.68m)

Макс. осадка: 5' 9" (1.75m)

Крейс. скорость: 12 Kts. (14 MPH)

Макс. скорость: 25 Kts. (29 MPH)

Купить Jo Jo's Circus — WESTPORT а также выбрать подходящую вам яхту из нашего каталога яхт вам поможет опытный яхтенный брокер Андрей Шестаков. На сегодняшний день компания Shestakov Yacht Sales Inc. имеет большое количество яхт в собственном списке продаж, а также тесно сотрудничает со всеми крупными яхтенными производителями по всему миру.

Для того чтобы купить яхту Jo Jo's Circus — WESTPORT а также проконсультироваться по любому вопросу связанному с покупкой, продажей, чартером яхт позвоните по телефону **+7(918)465-66-44**.

ОГЛАВЛЕНИЕ

ОГЛАВЛЕНИЕ	2
ХАРАКТЕРИСТИКИ	6
Обзор	6
Основная информация	6
Размеры	6
Скорость, вместимость и масса	7
Размещение	7
Корпус и палуба	7
Информация о двигателе	8
ПОДРОБНОЕ ОПИСАНИЕ	9
Vessel Walkthrough	9
Aft Deck	9
Salon	10
Dining	11
Galley/Dinette	11
Pantry	12
Forward Guest Stateroom	12
Forward Guest Stateroom Head	13
Master Stateroom	13
Master Stateroom Head	14
Mid Guest Foyer	15
Port Guest Stateroom	15
Port Guest Stateroom Head	16
Starboard Guest Stateroom	16
Starboard Guest Stateroom Head	17
Pilothouse	17
Flybridge Boat Deck	18
Fore Deck	19

Engine Room	20
Lazarette	20
Captain/Crew Quarters Aft	20
Captain/Crew Quarters Heads	21
Interior/General	22
Interior Decor Items	23
Appliances	24
Audio/Video	25
Mechanical	26
Plumbing	28
Electrical	29
Electronics	30
Ground Tackle, Line Handling Equipment	31
Miscellaneous Equipment	32
Safety Equipment	33
Construction and Exterior Finish	33
Performance Specs	35
Toys	35
Exclusions	35
Исключения	35
Отказ от ответственности	35
ФОТОГРАФИИ	36
Aft Deck	36
Aft Deck	36
Aft Deck	36
Salon	36
Salon	36
Dining	36
Galley	37

Galley	37
Galley	37
Master Stateroom	37
VIP Head	37
Foyer to Guest Staterooms	37
Foyer to Master Stateroom	38
Master Stateroom	38
Master Head	38
Master Head	38
Master Shower	38
Guest Stateroom Port	38
Guest Head Port	39
Guest Stateroom Starboard	39
Guest Head Starboard	39
Pilothouse	39
Pilothouse	40
Pilothouse	40
Flybridge	40
Flybridge	40
Flybridge	40
Wing Station	40
Flybridge Bar	41
Bow Seating	41
Sundeck	41
Engine Room	41
Engine Room	41
Engine Room	41
Captains Cabin	42
iPad Controls	42

Crew Quarters	42
Crew Quarters	42
Crew Lounge	42
Overhead View	42
Tenders & Toys	43
Transom	43
General Arrangement	43
КОНТАКТЫ	44
Контактная информация	44
Телефоны	44
Время работы	44
Адрес	44

ХАРАКТЕРИСТИКИ

Обзор

"Jo Jo's Circus" is one of the most luxurious 112's that Westport has built to date. She has crisp, contemporary styling balanced with a timeless, traditional appeal. The aft deck features a beautiful teak table with six matching teak chairs. Entering through the sliding glass doors from the aft deck the spacious wide beam Salon unfolds into rich satin cherry wood cabinetry and sophisticated styling, an elegant dining table seats eight people comfortably. The country style Galley, with free floating island, faces a large settee with indirect lighting and cove ceiling. The Master Stateroom offers a full king berth and ensuite head with marble shower. The VIP, port and starboard staterooms each include an ensuite head, wardrobe and entertainment center, all beautifully designed. The forward bow invites sunning on a circular settee, the flybridge deck has the space to gather around a second circular settee adjacent to the topside helm station, featuring a bar with sink, fridge, icemaker and electric grill for open air entertaining and a full teak sole. The boat deck features a hot-tub and davit and twin jet skis. Jo Jo's Circus features all the right equipment and has been meticulously maintained by three very high-profile owners that have never let her on the charter market. The current owner has put well over \$250,000 into her, including extensive five year maintenance completed in 2014 making her ready to cruise the oceans trouble free. She has just had fresh bottom paint with prop speed on running gears with her hull waxed and compounded this July 2015. We feel you will not find a better and more well equipped 112' Westport on the market today!

Основная информация

Тип судна: Моторная яхта

Подкатегория: Raised Pilothouse

Модельный год: 2008

Год постройки: 2008

Страна: United States

Верх: Hardtop

Открытая палуба мостика: Да

Размеры

Длина общая: 112' 0" (34.14m)

Длина по ватерлинии: 98' 8" (30.07m)

Ширина: 23' 5" (7.14m)

Мин. осадка: 5' 6" (1.68m)

Макс. осадка: 5' 9" (1.75m)

Длина привального бруса: 112' 0" (34.14m)

Скорость, вместимость и масса

Крейс. скорость: 12 Kts. (14 MPH)	Крейсерская скорость поворота: 1000 Kts.
Дальность на крейсерской скорости: 2500	Макс. скорость: 25 Kts. (29 MPH)
	Макс. скорость поворота: 2350 Kts.
Водоизмещение: 258000 Pounds	Чистый вес: 208 Pounds
Вместимость воды: 1000 Gallons	Вместимость сточного бака: 600 Gallons
Объем топливного бака: 5500 Gallons	Расход топлива: 30 Gallons

Размещение

Всего кают: 4	Всего коек: 5
Спальные места: 8	Всего ком. состава: 5
Каюта капитана: Да	Каюты экипажа: 3
Койки экипажа: 5	Спальных мест экипажа: 5
Комм. состав экипажа: 2	

Корпус и палуба

Материал корпуса: Fiberglass Sandwich	Материал палубы: Teak
Комплектация корпуса: Modified Deep Vee	Цвет корпуса: Matter Horn White
	Отделка корпуса: Fiberglass
Дизайнер корпуса: Westport Yachts	Дизайнер экстерьера: Westport Design Team
Дизайнер интерьера: Westport Design Team	

Информация о двигателе

Двигатели: 2

Производитель: MTU

Модель: 16V2000 M91

Тип двигателя: Inboard

Тип топлива: Diesel

ПОДРОБНОЕ ОПИСАНИЕ

Vessel Walkthrough

"Jo Jo's Circus" is one of the most luxurious 112's that Westport has built to date. She has an elegance that is truly breathtaking. There is a crisp, contemporary styling balanced with a timeless, traditional appeal. As you enter the aft deck from one of the spiral staircases, you will find a beautifully crafted high gloss teak table with six matching teak chairs, fully equipped with a bar and flush mount flat screen TV, making it a perfect place to relax and enjoy those balmy afternoons. As you enter through the high polished stainless steel sliding glass doors from the aft deck, the spacious wide beam Salon unfolds into an elegant display of rich satin cherry wood cabinetry and sophisticated styling. Wide view windows on each side of the Salon give unlimited views and create a wide open space. An elegant table suited for formal dining seats eight people comfortably. Forward the dining area a gourmet, country style Galley faces a large settee designed for informal meals. An indirect lighting and cove ceiling make this Galley a place to enjoy and gives a sense of spacious comfort. The forward stateroom has very luxurious furnishings, its own private head, wardrobe and entertainment center. The Master Stateroom offers relaxing moments with a full king berth and ensuite head with marble shower, making this a truly luxurious retreat for those moments of personal tranquility. The port and starboard staterooms each include an ensuite head, wardrobe and entertainment center, all beautifully designed and furnished with the same luxury found throughout. This magnificent 112' wide body offers a variety of ways to enjoy the yachting experience, be it on the forward bow where you can sun on a circular settee or the Flybridge deck where you can gather around a circular settee adjacent to the topside helm station with a bar, sink, refrigerator, icemaker and electric grill for open air entertaining. The boat deck offers a hot tub and davit. This is truly a "must enjoy" vessel as she has all the components that yachting "at its best" has to offer. This yacht was meticulously and professionally outfitted and custom built for a seasoned yachtsman who is very knowledgeable and astute to large vessel construction. The owners have enjoyed this yacht so much they are going larger to the next frontier. No expense was spared in every aspect of this yacht with the building and rigging as well as full time crew the entire life of this yacht. She has never been chartered and has an open check book maintenance program. The current owner has put well over \$250,000 into her, including extensive five year maintenance completed in 2014 making her ready to cruise the oceans trouble free. She has just had fresh bottom paint with prop speed on running gears with her hull waxed and compounded this July 2015. We feel you will not find a better and more well equipped 112' Westport on the market today!

Aft Deck

The aft deck of this spacious motor yacht is the focal point for entertainment and comfort. Many hours of cruising and dining can be enjoyed here. She features a wide beam layout with a large wet bar that is fully appointed. A large 37" Plasma TV with satellite receiver, (2) pairs of speakers, and a Crestron 2-way touch panel control system is enclosed for durability and ease of

visibility which can be easily viewed from the custom table and chairs. There is also a GE refrigerator and a Whirlpool icemaker for your convenience. She has a teak deck with access to a fully-teak swim platform. Access to the crew quarters is accessed through the aft deck.

AFT DECK BAR: Has icemaker, refrigerator, solid surface top, sink with hot and cold water, bar storage and a barware cabinet in portside bulwark.

AFT DECK FURNITURE: Includes molded-in settee with cushions, one teak dining table upgraded to a custom larger version, six teak dining chairs, and three teak bar stools (all teak listed is high gloss with covers).

STORAGE LOCKERS: Located in bulwarks.

SPIRAL STAIRCASES: One leading down to crew quarters and one leading up to boat deck.

Salon

The 112' Westport has one of the largest Salon layouts. With her wide body layout, the interior space feels like that of a much larger tri-deck of 130' and above. For the wine enthusiast, the aft port corner has a custom wet bar with U-Line refrigerator/ice maker, including stemware storage above. The aft starboard corner has a 42" Plasma TV, satellite receiver, DVD/CD Player, Crestron and iPad mini 2-way touch panel control, surround sound receiver and speaker system with powered subwoofer. Features in this space include an inlaid stone entryway with large port and starboard windows that elegantly convey warmth to this room. There are also many upgrades over the standard 112' Westport, including a custom bar, lighting and dimmers on all switches.

DAY HEAD: Includes a Headhunter royal flush hydro vac toilet, mirrored overhead, vanity light marble vanity top with black Kohler Caxton undermount sink and Jado oriental gold finish accessories to include faucet, towel ring, soap dish and covered toilet tissue holder. Ceiling light fixture. Marble tile flooring and marble wainscoting.

SALON CABINETRY: Raised buffets port and starboard and lower side buffets with marble tops and stone waterfall edge. Outboard cherry cabinets have madrona burl tops and cherry waterfall edges.

FURNITURE: Sofa and love seat placed in "L" configuration with three occasional chairs, cocktail table, and end tables portside.

SALON BAR: Includes a walk-up bar with combo refrigerator/ice maker, and storage. Bar top has a recessed burl top, cherry waterfall edge and inlaid stone behind doors. Mirror polished stainless round sink and chrome faucet.

FORMAL DINING: Cherry veneered dining table top and base with eight elegant dining chairs. Mirror with beveled edge installed on forward bulkhead, flanked by wood detail port and

starboard.

FORMAL DINING SERVICE STORAGE: Two mirrored lucite storage cases. One case holds provided formal china (12 five-piece place settings), and one holds provided formal crystal which includes 12 each of the following: wine, water and champagne glasses. Formal five-piece flatware is stored above cases.

OVERHEAD DETAIL: Perimeter soffit with crown molding and rope light. Domed overhead oval ceiling feature over the dining area, with dining pendant.

MEDIA STORAGE: Storage for CD's, videotapes and DVDs.

HEADLINER: Majilite vinyl headliner.

BLINDS: Silhouette blind with fixed roman shade valance in custom blind pocket. Vertiglide blinds in aft salon.

AFT DOOR: Large 4-panel polished stainless steel sliding door, weather tight with direct bonded glass; automatic via sensor or push button.

MAIN DECK FOYER: Large entry in foyer on starboard side. Niche has a stone top with waterfall edge.

COMPANIONWAY FLOORING: Marble tile in port and starboard companionways and aft salon entry.

Dining

Here you will find a custom crafted eight seat dining table, the perfect focal piece for the area. A large amount of storage is offered throughout and includes custom china storage and additional storage bins. Many soft-goods, including custom overhead treatments, are available for set ups accommodating a charter or several private guests.

Galley/Dinette

The large, country kitchen is one of the many talking points of the 112' Westport and is, by far, one of the most sought after features of all motor yachts. Its layout includes a circular dinette that is open to the Galley making this a spacious area for any chef to prepare a feast. The entire Galley was upgraded to a commercial high quality level with superb appliances and stone inlay. A large TV on the forward bulkhead makes this not only the place for a simple meal, but also one to merely relax. The addition of telephone and PC ports allow you to work in full comfort.

SINK: Stainless Kohler extra deep sink with Grohe soap dispenser.

FAUCET: Grohe LadyLux.

GALLEY FLOORING: Amtico commercial vinyl flooring in a hardwood pattern with elegant inlaid border.

OVERHEAD DETAIL: Perimeter soffit with crown molding and rope light.

CABINETS: Cherry, including cabinets along starboard wall under windows.

DINETTE SETTEE AND DINING TABLE: Built-in storage, cherry surround with waterfall edge and recessed burl top. Table is granite with waterfall edge.

COUNTERTOPS: Baltic brown granite with waterfall edge.

Pantry

Walk-in pantry located off of port companionway. Pantry contains storage, washer, dryer, commercial ice maker and under counter refrigerator.

Forward Guest Stateroom

BERTH: Queen berth with upholstered headboard. The bunk rail lifts up on gas springs to storage below. The cherry pedestal is recessed for rope lighting and has a single drawer.

LIGHTING: Recessed LED room and reading lights. Indirect rope accent lighting under berth and above soffit.

MIRRORS: Bronze mirrors on forward bulkhead above headboard. Clear full-length mirror on wardrobe door.

WARDROBE: Walk-in wardrobe, lined with aromatic cedar, automatic light, closet rod and cedar shelf with keeper.

DOORS: 13/8" solid cherry framed with madrona burl veneer panels.

COUNTERS: Recessed madrona burl veneer top with solid cherry waterfall edge.

HATCH: Over berth with 24" round hatch.

TRIM: Cherry.

JOINERY:

a) Soffit for lighting

b) Two built-in bookcases at headboard

c) Vanity/desk

d) Entertainment center with cherry doors and four-drawer dresser below

e) Cabinet in stairwell locker

SETTEE: Custom upholstered.

Forward Guest Stateroom Head

TOILET: Headhunter royal flush hydro vac.

SHOWER: Custom molded fiberglass with Euro-style frameless tempered glass door, Grohe fixtures and sealed shower light.

SINK: Bates & Bates Teri sink with Jado oriental fixtures in a chrome finish.

MIRROR: Framed mirror above vanity.

LIGHTING: Recessed LED room lights and vanity lighting.

FLOORING: Marble tile.

COUNTERS: Dark Emperador marble with waterfall edge.

BATH ACCESSORIES: Jado oriental accessories in a chrome finish. One each: soap dish, covered toilet tissue holder, towel bar, tumbler holder, towel ring, robe hook.

DOOR: 13/8" solid cherry frame with madrona burl veneer panels.

JOINERY: Vanity and linen cabinet.

Master Stateroom

BERTH: California King (72" x 84") berth with upholstered headboard. The bunk rail lifts up on gas springs to storage below. The cherry pedestal is recessed for rope lighting and has two drawers.

LIGHTING:

a) Recessed LED room lights

b) Two reading lights

c) Two table lamps for end tables

d) Indirect rope accent lighting under berth and above soffits

e) Special lighting outboard at hull side behind roman blinds

f) Overhead lights (rope lights) above berth

MIRRORS: Bronze mirrors on bulkhead above headboard. Clear mirror on inside wardrobe door.

WARDROBE: Walk-in wardrobe, lined with aromatic cedar, automatic light, closet rod and cedar shelf with keeper.

DOORS: Double door entryway with 13/8" cherry frame with madrona burl veneer panels.

COUNTERS: Recessed madrona burl veneer top with solid cherry waterfall edge.

BLINDS: Roman shade and blind

PORTLIGHTS: Opening includes screens and privacy covers.

TRIM: Cherry.

JOINERY:

a) Soffit with cherry trim for lighting

b) Two nightstands with drawer

c) One 15-drawer dresser

d) Two end table cabinets

FURNITURE: Sofa.

SAFE: Digital safe located in walk-in closet.

Master Stateroom Head

TOILETS: Two Headhunter royal flush hydro vacs.

SHOWER: Marble with Grohe thermostat and Grohe fixtures. Euro-style frameless tempered glass doors and chrome latches. Large easy to walk in double Shower .

SINKS: Two Kohler Vintage sinks with Jado oriental fixtures in a chrome finish.

MIRRORS: Two mirrored medicine cabinets. Lighted make-up mirrors above each vanity, also includes two freestanding vanity stools. Fixed mirrors on forward bulkhead.

HEADLINER: A-look mirror with Bosley molding and Majilite trim.

LIGHTING: Recessed LED room lights and vanity lights.

FLOORING: Marble tile.

COUNTERS: Dark Emperador marble with waterfall edge. A narrow extension of vanity counter continues onto forward bulkhead.

BATH ACCESSORIES: Jado oriental accessories in a chrome finish. Two each: soap dish, covered toilet tissue holder, towel bar, tumbler holder, towel ring, robe hook.

DOORS: 13/8" solid cherry frame with madrona burl veneer panels.

JOINERY:

- a) Full-width vanities port and starboard
- b) Linen lockers port and starboard
- c) Clothes hamper port and starboard

Mid Guest Foyer

OVERHEAD MIRROR: Bronze with cherry trim.

CONSOLE: Cherry cabinet with marble top featuring artwork above cabinet.

FLOORING: Marble tile.

LIGHTING: Overhead lighting.

LUGGAGE STORAGE: Guest stairs have lift-up section that allow for storage.

Port Guest Stateroom

BERTH: Queen berth with upholstered headboard. The bunk rail lifts up on gas springs to storage below. The cherry pedestal is recessed for rope lighting and has two-drawers.

LIGHTING: Recessed LED room and reading lights. Indirect rope accent lighting under berth and above soffit.

MIRRORS: Bronze mirrors on aft bulkhead above headboard. Clear full length mirror on outside wardrobe door.

WARDROBE: Lined with aromatic cedar, automatic light, closet rod and cedar shelf with keeper.

DOOR: 13/8" solid cherry frame with madrona burl veneer panels.

COUNTERS: Recessed madrona burl veneer top with solid cherry waterfall edge.

BLINDS: Roman shade and blind.

PORTLIGHTS: Opening with screen and privacy cover.

TRIM: Cherry.

JOINERY:

- a) Soffit with cherry trim for lighting
- b) Two – three-drawer nightstands
- c) One – five-drawer dresser
- d) Entertainment center with cherry doors and five-drawer dresser below

Port Guest Stateroom Head

TOILET: Headhunter royal flush hydro vac.

SHOWER: Custom-molded fiberglass with Euro-style frameless tempered glass doors with chrome latch, Grohe fixtures and sealed shower light.

SINK: Kohler Vintage sink with Jado oriental fixtures in a chrome finish.

MIRROR: Wall mirror above vanity.

LIGHTING: Recessed LED room lights and vanity lighting.

FLOORING: Marble tile.

COUNTERS: Dark Emperador marble with backsplash, with waterfall edge.

BATH ACCESSORIES: Jado oriental accessories, chrome finish. One each: soap dish, covered toilet tissue holder, towel bar, tumbler holder, towel ring, robe hook.

DOOR: 13/8" solid cherry frame with madrona burl veneer panels.

JOINERY: Vanity

Starboard Guest Stateroom

BERTHS: Twin berths, and upholstered headboard. The cherry pedestal is recessed for rope lighting and has one drawer. Inboard berth is movable.

LIGHTING: Recessed LED room and reading lights. Indirect rope accent lighting under berth and above soffit.

MIRRORS: Bronze mirrors on aft bulkhead above headboard. Clear full-length mirror on outside

wardrobe door.

WARDROBE: Aromatic cedar-lined, with automatic light, closet rod and cedar shelf with keeper.

DOOR: 13/8" solid cherry frame with madrona burl veneer panels.

COUNTERS: Recessed madrona burl veneer top with solid cherry waterfall edge.

BLINDS: Roman shade and blind.

PORTLIGHTS: Opening with screen and privacy cover.

TRIM: Cherry.

JOINERY:

- a) Soffit with cherry trim for lighting
- b) One three-drawer movable nightstand
- c) Entertainment center with cherry doors and five-drawer dresser below

Starboard Guest Stateroom Head

TOILET: Headhunter royal flush hydro vacs.

SHOWER: Custom-molded fiberglass with Euro-style frameless tempered glass doors with chrome latch, Grohe fixtures and sealed shower light.

SINK: Kohler Vintage sink with Jado oriental fixtures in a chrome finish.

MIRROR: Wall mirror above vanity.

LIGHTING: Recessed LED room lighting and vanity lighting.

FLOORING: Marble tile.

COUNTERS: Marble with backsplash, with waterfall edge.

BATH ACCESSORIES: Jado oriental accessories in a chrome finish. One each: soap dish, covered toilet tissue holder, towel bar, tumbler holder, towel ring, robe hook.

DOOR: 13/8" solid cherry frame with madrona burl veneer panels.

JOINERY: Vanity.

Pilothouse

The Pilothouse is incredibly spacious and open. It is larger than most 150' tri-decks and once you step out and experience the openness for yourself, you will understand why this is such a sought after feature of the 112.

HELM STATION WHEEL: Wooden 24" Destroyer type.

ENGINE CONTROLS: MTU integrated control head.

ENGINE INSTRUMENTATION: DDC/MTU.

FLOORING: Stain resistant carpeting.

BULKHEADS: Majilite.

HEADLINER: Majilite.

CONTROL CONSOLE: Black spinneybeck leather with leather dash hoods.

DRAWERS: Chart drawers adjacent to console.

SETTEE: Leather.

SETTEE TABLE: Recessed madrona burl veneer top with solid cherry waterfall edge and stainless steel grab rail.

HELM CHAIR: Stidd 500SL low back helm chair with leather which matches settee.

DESK: Recessed madrona burl veneer top, solid cherry waterfall edge and stool.

SLIDING HATCH: To Flybridge.

COUNTER: Recessed laminate top with cherry waterfall edge.

BRONZE MIRROR: Aft bulkhead.

BOOKCASE: Built-in with cherry wood.

HVAC: With linear slot diffusers in soffit and overhead.

WINDSHIELD: Mesh sun screen cover.

CLOCK/BAROMETER: 6" Weems & Plath.

Flybridge Boat Deck

MAST: Welded aluminum and composite with electronics, anchor light and deck lighting.

HARD TOP: Composite construction covering Flybridge deck has 24v overhead lighting.

WET BAR: Solid surface white sink and top, TV jack, icemaker under bar (new June 2013), refrigerator near BBQ, 30" grill with hood and cover and four bar stools.

WHEEL (FLYBRIDGE): One 24" stainless steel, Destroyer type.

TENDER LIFTING BRIDLE: Novurania

DAVIT: Hydraulic powered Nautical Structures crane features 359 degrees of rotation, wireless proportional control and a 2,000 lb load capacity.

CHOCKS: Removable, for tender.

RAILS: Stainless rails around boat deck.

HELM SEATS: (2) Stidd 500XL low back helm chairs with footrests.

AIR HORN: Kahlenberg T2-figure 372, with ½" air strainer.

HOT TUB: Molded-in spa with sun pad top and storage below.

SUN PAD: With cushions and covers.

SETTEE: Molded settee with cushions and hinged seating for storage below on Flybridge and without storage on boat deck.

TABLES: (3) fixed oval tables with solid surface tops.

FLAGSTAFF: Stern flagstaff with towing light arrangement.

WING STATIONS: Port and starboard wing stations on Flybridge. Stations include electronic engine controls with synchronizer, jog lever, bowthruster control, rudder angle indicator, main engine start/stop and covers.

HELM STATION: With engine controls, engine instrumentation and electronics.

VENTURI: Custom ¼" in stainless frame

DECK MATERIAL UNDER HARDTOP: Teak Sole. **UPGRADE**

Fore Deck

BOW SUN LOUNGE: With Sunbrella cushions and covers.

KEYHOLE SEAT: Molded keyhole settee with cushion and cover.

LOCKER: 110v outlet inside with lights.

Engine Room

ENGINE ROOM FLOOR: Removable wood floorboards with black tile vinyl floor covering and chrome diamond plate.

AIRCONDITIONING: UPGRADED June 2010.

TOOL BOX: 8-drawer with tools.

PAINT PACKAGE: Bright white.

CABINETS: One storage cabinet on aft port bulkhead above workbench, one storage base cabinet on aft starboard wall, and two storage cabinets on forward bulkhead one port and one starboard. Fishing rod storage over head.

WORK BENCH: Stainless steel work bench with 4" vise.

AIR HOSE: 18' self coiling with quick disconnect.

DOOR: Pacific Coast Marine watertight door.

Lazarette

Large Freezer

Upgraded Storage

Brownies Dive Compressor: **UPGRADE 2010.**

Captain/Crew Quarters Aft

BERTHS: Captain has full-size and crew has three twin berths with innerspring mattress and storage below.

LIGHTING: 110v AC recessed room lights and 24v DC reading lights.

MIRRORS: Clear full-length mirror on inside wardrobe door.

WARDROBE: Aromatic cedar-lined with automatic light, double doors, closet rod and cedar shelf with keeper. There is a safe in the captain's wardrobe.

DOORS: 13/8" solid cherry frame with madrona burl veneer panels.

COUNTERS: Solid surface with simple bullnose.

BLINDS: Duettes.

TRIM: Cherry.

JOINERY:

- a) Captain's built-in clock shelf
- b) Captain's desk with solid surface top, includes stool
- c) Captain's drawer under berth
- d) Captain's dresser
- e) Captain's upper cabinet above berth
- f) Crew drawers under berth
- g) Crew lounge entertainment center
- h) Crew lounge galley upper and lower cabinets
- i) Crew lounge upholstered settee
- j) Crew lounge solid surface table top

APPLIANCES: Built-in refrigerator, microwave, large chest freezer, (1) each washer and dryer.

Captain/Crew Quarters Heads

TOILETS: Galley Maid. Freshwater plumbed and discharged into holding tank.

SHOWER: Custom-molded fiberglass with tempered glass doors, Grohe fixtures and sealed shower light.

SINKS: Kohler Bolero with Grohe fixtures.

MIRROR: Mirror on medicine cabinet.

LIGHTING: Low-voltage recessed room lights and vanity lighting.

FLOORING: Amtico commercial vinyl flooring in a hardwood pattern including vinyl base molding.

COUNTERS: Solid surface with simple bullnose.

BATH ACCESSORIES: Ginger hardware. One each: soap dish, toilet tissue holder, towel bar, tumbler holder, towel ring, robe hook.

DOORS: 13/8" solid cherry frame with madrona burl veneer panels.

JOINERY: Vanity and medicine cabinet.

Interior/General

SHOWER DOORS: Euro-style frameless with clear tempered glass, except crew and captain's quarters.

WALLCOVERINGS: Wallpaper.

HEADLINERS: Insulated with 3M Thinsulate and sheathed with vinyl headliner, Majilite material. Whisper Wall system for easy removal.

CARPETING: High quality, stain-resistant with lead foam sound pad on main deck over engine room.

HEADS: Guest heads wall surface and overhead is vinyl covered except for shower which is high-gloss fiberglass. Master head wall surface and overhead is vinyl covered except A-look mirror feature trimmed with cherry. Heads are equipped with 1/4" thick wall mirror, toilet tissue holder, towel bar and soap dish. Marble vanity tops.

HEAD FLOORS: Marble tile.

WARDROBES: Sheathed with aromatic cedar on ceilings (headliner material in master and forward guest) and walls with automatic light fixture, closet rod, and shelf lined with aromatic cedar with cedar keeper.

DOOR HARDWARE: GSV German hardware.

DOORS: Interior doors 13/8" solid cherry frame with madrona burl veneer panels.

COUNTER TOPS

a) Galley counter tops: Baltic Brown granite with waterfall edge

b) Dinette counter tops: Madrona burl with cherry waterfall edge, except for dinette table, which is granite with waterfall edge

c) Main Salon: Dark Emperador marble tops and stone waterfall edge Outboard cherry cabinets have madrona burl tops and cherry waterfall edges.

d) Dresser tops and nightstands: Tops are recessed madrona burl and cherry waterfall edges

e) Crew quarters counters: Solid surface with simple bullnose edge

STAIRWAYS: Stairway to Flybridge has rubber treads with cherry trim including nonskid insert. All other interior stairs are carpeted. Small oval lights are inset for safety. Pilothouse stairs are carpeted, with cherry trim including nonskid inserts. Stairway down to guest foyer has lift-up

section for luggage storage.

HANDRAILS: One at each stairway, 1 ½" stainless steel mirror polished, except two laminated cherry handrails (one each side) at stairway down to lower foyer, and one laminated cherry handrail at stairway to forward guest stateroom.

VALANCES/BLINDS: Valances and blinds in main Salon, Galley/dinette, starboard companionway, captain and crew quarters. Roman shade and blind in Master Stateroom, port and starboard guest staterooms and heads.

HVAC: Salon, Galley, dining area, Pilothouse and all staterooms are air-conditioned. Master Stateroom, Salon, Galley, Pilothouse and guest staterooms have linear diffusers for even temperature control. Master and guest staterooms have chill chaser units.

VENTILATION: (8) exhaust fans, one for each head, fresh air makeup unit.

BUILT-IN FURNITURE: Doors, drawers, trim, dressers, nightstands and vanities, are all cherry veneer with acrylic polyurethane finish in a satin sheen. Passage doors have locksets and furniture has push latches.

SINKS: Kohler china bowls, under-counter type. Bates & Bates sink in forward guest stateroom. Captain and crew sinks are stainless.

MATTRESSES: Innerspring pillow top mattress in the Master and innerspring mattress in all other staterooms.

Interior Decor Items

HEADLINER: Majilite finesse.

WALL COVERINGS: Wallpaper.

STONE:

- a) Baltic Brown granite
- b) Dark Emperador marble

SETTEE: Leather.

FABRICS: Headboards, master settee, and forward guest settee.

CARPET: Fabrica stain-resistant synthetic.

FORMAL DINING: Bernadaud (12) place settings china, formal silverware, stemware and table linens.

CASUAL DINING: (12) place settings dinnerware, flatware and stemware.

BARWARE: Baccarat glasses.

COOKWARE: All-Clad stainless cookware, Henkel cutlery.

FURNITURE: Typical furniture includes: master sofa, upholstered forward guest settee, (2) master vanity stools, (8) dining chairs, dining table, (3) occasional chairs, salon sofa, cocktail table, (2) end tables, (6) aft deck chairs, and (3) aft deck bar stools.

LINENS: Bed and bath includes (2) sets of towels, (2) sets of sheets, pillows, comforters and blankets.

ART AND ACCESSORIES: Art, art lights and accessories.

Appliances

Galley:

Refrigerator- KitchenAid 48"

Cooktop - Dacor 5 - burner touch top

Oven - Dacor 30" convection

Microwave/Vent Hood - GE

Trash Compactor - Broan

Hot Water Dispenser - Franke

Dishwasher - ASKO

Disposal - Insinkerator

Salon:

Refrigerator/Icemaker - U-Line

Aft Deck:

Refrigerator - GE

Icemaker - Whirlpool

Flybridge:

Refrigerator - U-Line

Grill - Electri-Chef

Pantry:

Refrigerator - Sub-Zero

Ice Maker - Manitowac Washer - Miele Novotronic

Dryer - Miele Novotronic

Crew Quarters:

Refrigerator - Sub-Zero

Upright Freezer - GE

Washer - GE

Dryer - GE

Microwave - GE

Audio/Video

Salon:

TV 42" Plasma

Surround sound receiver

Surround sound speaker system w/ powered sub

Satellite receiver

DVD/CD player

Crestron and ipad mini 2-way touch panel control

UPS battery backup

Galley/Dinette:

TV 42" Plasma

Satellite receiver

(1) pair of speakers

ipad mini running Crestron App

Master:

TV 42" Plasma

Surround sound receiver

Surround sound speaker system w/ powered sub

Satellite receiver

ipad mini running Crestron App

UPS battery backup

Aft Deck:

TV 37" Plasma

Satellite receiver

(2) pairs of speakers

Port Guest Stateroom:

TV 23" LCD

Satellite receiver

DVD/CD player

(1) pair of speakers

ipad mini running Crestron App

UPS battery backup

Starboard Guest Stateroom:

TV 23" LCD

Satellite receiver

DVD/CD player

(1) pair of speakers

ipad mini running Crestron App

UPS battery backup

Pilothouse:

(1) pair of speakers

Crestron 2-way touch panel control

UPS battery backup

Whole boat audio signal

Crew Lounge:

TV 20" LCD

Satellite receiver

DVD/CD player

ipad mini running Crestron App(ipad is shared with salon)

Flybridge:

(2) pairs of speakers

Handheld waterproof Crestron remote

Fore Deck:

(1) pair of speakers

Handheld waterproof Crestron remote

Forward Guest Stateroom:

TV 23" LCD

Satellite receiver

DVD/CD player

(1) pair of speakers

ipad mini running Crestron App

UPS battery backup

(1) pair of speakers

Captain's Quarters:

TV 15" LCD

Satellite receiver

(1) pair of speakers

Handheld Crestron remote

Crew Quarters:

TV 15" LCD (DVD combo)

Satellite receiver

Engineers Quarters:

TV 15" LCD (DVD combo)

Satellite receiver

Prewired for a Kaleidescape System

Mechanical

MAIN ENGINES: Twin MTU/DDC 16V2000 M91 engines, rated at 2000 HP, four-station MDEC controls, integrated station selection and shifter control, MDEC synchronizer and underwater exhaust. **Current hours approximately 2850 as of October 30, 2015 2000 hour service done February 2014 by Palm Beach Power.**

GENERATORS: (2) 65KW 1800 RPM Northern Lights with compound mounts, sound shields, InSep (internal water/exhaust separation/mufflers). Water temperature, oil pressure and hour meters are installed on main distribution panel in crew quarters. Both generators have remote start/stop in Pilothouse. **Current hours approximately 8650 as of October 30, 2015.**

AIR COMPRESSOR: 220V 2 HP compressor located in the engine room will operate horn, gasoline tank and general engine room air supply.

BOWTHRUSTER: American Bow Thruster 16"- 40 HP hydraulic single prop with four-station

controls. Leg replaced July 2015.

FUEL AND WATER FILL PIPES: Fuel fills with dual fill/vent pipes vented overboard for fast filling. A second, smaller vent, vented overboard is provided for normal operation. Two fills for water tanks.

FUEL TANK: 1/4" 5086 alloy aluminum with dual fills and standard vents. VIC monitoring and sight tube level indicators. Approximate capacity: 5500 gallons.

GAS TANK: 100-gallon gas tank under hatch on swimstep will include an air operated diaphragm pump and fill nozzle.

FUEL FILTERS: (2) Sea Pro 8 for each main engine and (1) Sea Pro 50 for each generator.

FUEL GAUGES: Sight tubes located in engine room and VIC monitoring.

FUEL TRANSFER SYSTEM: Fuel transfer pump will have a flow meter and timer and particulate filter.

FIRE SUPPRESSION: Engine room has a FM200 fire suppression system with manual/automatic controls. Also, additional fire suppression is located on the electrical distribution panel. System is tested and was issued a certification of inspection by an authorized inspector. **Last certified October 2014.**

LUBE OIL CHANGE SYSTEM: 60-gallon lube oil tank with deck fill, fill spigot, 60-gallon lube oil waste tank with deck fill, drain spigot, and portable extraction pump with quick disconnects on pump and all engines.

RUDDERS: Cast urethane foil-shape rudders with stainless stocks; 7.6 square feet.

RUDDER BEARINGS/SEALS: Fiberglass sleeves with Tides bearings, dripless seals and spare seals in carrier.

PROPELLERS: 48" Michigan Nibral 5-blade custom wheels. **Last serviced February 2014, ISO Class "S".**

SHAFTS: 4" Aquamet 22-H.S. **All shafts and props were removed and serviced, optically aligned and S Class balanced and reinstalled back in for a perfectly tuned and aligned drive line in February 2014 .**

SHAFT LOG AND PACKING GLANDS: Shaft logs are one-piece fiberglass construction with Tides dripless packing gland with water crossover from engines. There are 2 spares per shaft in carriers. Shaft log bonded into hull. **Last serviced and renewed in July 2015.**

STRUTS: Cast bronze of Vee design.

STABILIZER SYSTEM: Naiad model #353 with 12 sq. ft. fins, single-station control, with oil level warning, unloading valve kits and dual pumps with gauge kits. **Last serviced February 2014.**

WINDSHIELD WIPERS/WASHERS: Exalto windshield wipers with electronic control panel with synchronization and washers for three wipers.

STEERING: Jastram power steering with dual engine driven pumps and four steering stations: Pilothouse, Flybridge, and port & starboard wing stations on Flybridge. Stations include indicator, start/stop buttons and covers.

BONDING: All bronze thru-hulls bonded with #8 or heavier wire and connected to transom zincs and shaft wipers.

ZINC ANODES: Installed on hull at transom and secured on stainless steel studs and tied to the bonding system. Shaft zincs are included.

AIR CONDITIONING: Chilled water system with air handlers in Salon, Pilothouse, Galley, all staterooms, engine room, and crew area. Make-up air system is included. Chiller unit will include variable frequency drives (approximate capacity of 15 tons).

BILGE MONITORING: (8) remote-mounted bilge float switches and VIC alarms on all float switches.

BILGE PUMPS: Emergency fixed bilge pump system includes two electric 230V AC pumps with 1 1/2" PVC lines to each major compartment with check valves, strainers and priming system.

Plumbing

WATER TANKS: Aluminum with interior epoxy coating and an approximate tank capacity of 1,000 gallons. VIC monitoring system and sight tube level indicators.

WATERMAKER: (2) Sea Recovery SRC AWC 1400-2 (2,800 gallons per day total). **Last serviced July 2015, all membranes replaced April 2015.**

WATER FILTERS: (5) micron sediment filters with UV sterilization light.

FRESHWATER SYSTEM: (2) 220V AC pumps and one 24V DC backup pressure pump with tank.

HOT WATER HEATERS: (1) 80-gallon and one 38-gallon. **Last serviced July 2012.**

HOT AND COLD WATER SHOWER: In port locker on the swimstep.

FRESHWATER WASH-DOWN: With quick disconnects on fore deck, boat deck and aft deck.

BELOW DECKS GRAYWATER SYSTEMS: (2) graywater boxes fitted with screens; also, supply and discharge lines for all showers. Forward & aft sump tank have sump pumps and 24V DC backup pumps.

HOLDING TANK: Tank is composite with an inspection hatch. Tank is electronically monitored

and has an approximate capacity of 600 gallons. **Headhunter MSD treatment** with PLC touch screen, which treats black and grey water. **Last serviced May 2015.**

Electrical

VESSEL INFORMATION CONTROL SYSTEM: IntelliSea Model IS-1 Vessel Information and Control (VIC) system displayed on 15" LCD monitor in Pilothouse and 3" LCD Panelview touch pad at starboard entry and crew galley/lounge. Items on safety control panel as follows:

- a) All (8) bilge switches monitored for water detection. (2) gray water pumps monitored for operation. Gray water boxes have alarms on backup pumps.
- b) (14) heat sensors: (6) in crew quarters, captain's quarters, engine room and crew lounge, (3) in forward guest stateroom, and guest staterooms, (3) in Galley, Salon and Master Stateroom, (2) in Pilothouse and doghouse.
- c) (13) smoke alarms: (5) in crew quarters, captain's quarters, and crew lounge, (3) in forward guest stateroom and guest staterooms, (3) in Galley, Salon and Master Stateroom, (2) in Pilothouse and doghouse.
- d) (4) CO alarms in crew staterooms, captain stateroom, and crew galley.
- e) Security system: Aft door, crew door, salon door, port and starboard doors, Flybridge hatch, and forward guest stateroom hatch monitored for unauthorized entry.
- f) Control of AC supply switching from all available sources with Volts, Line 1/Line 2 AMPs & KW monitored for each generator.
- g) Tank levels monitored; (3) fuel tanks and (2) fresh water tanks.

BATTERIES: All AGM cell type batteries. (2) banks of (2) 8-D, 225 AMP batteries, wired in series for starting main engines (total of four) and (2) 8-D, 225 AMP batteries, (1) for each generator starting. (1) 24v battery bank for ship's service and (1) 12v DC 2 8-D 225 AMP battery bank for electronics. **Last replaced March 2011, Generator batteries replaced September 2014.**

BATTERY CHARGERS: Chargers include (1) 70 AMP 12v DC for electronics, (1) 95 AMP 24v DC for ship's service bank, (1) 40 AMP 24v DC for main engine bank and (1) 40 AMP 12v DC for generator bank.

DEFROSTERS: Three (3) King heater/defrosters on Pilothouse console.

PILOTHOUSE CHART LIGHTS: (3) 12v red DC chart lights: (one at navigator's area, one at captain's desk, and one at dash flat over stairs to main deck).

COMPASS: (1) Ritchie Globe Master F-600 in Pilothouse, (1) B&G display on Flybridge.

DISTRIBUTION PANELS: Panels have engraved faceplates.

EXTERIOR LIGHTING: The fore deck, house sides, aft deck stair and Flybridge overhead lights are all controlled from the Pilothouse switch bank. The aft deck lights are switched locally. **New LED lighting in February 2014.**

ISOLATION TRANSFORMER: (2) 100 AMP WestportAcme/WPSY isolation transformers with one step automatic voltage adjustment.

LIGHTNING PROTECTION: With hull Dyna plate and lightning antenna.

READING LIGHTS: All staterooms have 110v reading lights and 110v receptacles for table lamps.

RECESSED LIGHT FIXTURES: **New LED lighting in February 2014.**

INDIRECT LIGHTING: 24v DC and 110v AC rope lighting. **All Main deck lighting has been changed to LED lighting as of February 2014.**

SEARCHLIGHT: One Carlisle Finch 200w Xenon located on mast with dual controls.

SHORE POWER: (2) 100 AMP 240v single phase shore feeds with Glendinning cabledmaster cord reels at port bustle. TV and phone outlet located at port bustle with (1) 100' TV/phone cord.

SHOWER LIGHTS: 24v DC with white trim.

MAIN DISTRIBUTION PANEL: Located in crew area. Designed to be functional with all necessary circuit breakers and transfer switches and to provide proper operation of AC and DC circuits.

GENERAL LIGHTING: Vimar and Leviton receptacle and switching throughout.

NAVIGATION LIGHTS: Perko. **Tow lights added March 2010.**

CRESTRON: Audio/video distribution controlled by Crestron system through wireless control, with ipad controls in all guest locations.

Electronics

TELEPHONE SYSTEM: 14 station digital phone system. All stations have speaker phones for intercom and paging. Phone system is connected to Satcom. Pilothouse and Galley have fix-mounted phones with LCD displays. A single shore connection is provided aft with a 100' combo telephone/CATV shore cord.

SATELLITE TELEPHONE: KVH Fleet 33.

SATELLITE TELEVISION SYSTEM: Sea Tel 3004 satellite TV system with (11) satellite

receivers: aft deck, Salon, Galley, Master Stateroom, VIP stateroom, port and starboard guest staterooms, captains cabin, each crew cabin, and crew quarters.

RADAR: (2) Furuno FAR-2117 radars with 19" LCD display and repeater networked with AIS on Flybridge. AIS: Furuno FA50 Class B

DEPTH SOUNDER: Furuno FCV1200BB-P with 15" LCD monitor.

GPS: Furuno GP-90D in Pilothouse and Flybridge.

NAVIGATION/ELECTRONIC CHART SYSTEM: Nobeltec Admiral with 19" LCD display and charts networked with AIS from South Florida, Bahamas, Caribbean and East Coast US.

RADIOS:

a) VHF – (3) Icom M602 VHF radios, (2) in Pilothouse and command mic on Flybridge

b) SSB – Furuno FS-1503

LOUD HAILERS: (2) hailer horns, integrated with VHF radios.

WIND, DEPTH AND SPEED: B & G with HS2000 full function display.

AUTOPILOT SYSTEM: Simrad AP50 in Pilothouse and on Flybridge.

SECURITY SYSTEM: IntelliSea Model IS-1 (VIC).

CAMERA SYSTEM: Elbex 12v DC hi-resolution color, fixed camera on the aft deck, port and starboard side decks, and full pan zoom tilt camera in the engine room.

INTERNET: Internet connectivity thru the satellite telephone with a broadband router attached and (2) wireless remote access points, (1) forward and (1) aft, for remote connection throughout the boat. **KVHV7 Internet Dome added March 2010.**

AFT DEPTH SOUNDER: ST 60 Digital Depth Sounder located in captain's quarters.

COMPUTER: NEC computer with wall 15" mounted monitor.

Ground Tackle, Line Handling Equipment

BOW:

a) Dual Poole style 300 lb. polished stainless steel anchors with polished stainless steel anchor plates

b) (1) 250', (1) 350' 5/8" chain for (2) anchors

c) 5/8" chain rollers, stoppers, and devil's claws

d) (2) VWC 4500# Maxwell, hydraulic winches with band brakes

e) Anchor chain wash-down system

STERN:

a) (2) Maxwell 2200# 24v DC capstans

GENERAL:

a) Dock lines: (6), 1", braided nylon with 36" eye splice

b) Bitts: (8) – 1'-7" stainless steel

c) Hawse eyes: (6) stainless hawse eyes forward, (2) stainless steel hawse eyes at swim grid, plus (2) additional cleats at stern for shore boat tie-off

d) Fenders: (4) F-7 series

e) Fender cleats: (8) (4 per side) with stainless steel rub rail

f) Fender Hangers: Quantity (4)

Miscellaneous Equipment

BOARDING STAIR: (1) 7-step 24" deluxe Marquipt with handrails on both sides, brackets at port and starboard gates, stowed on starboard bulwark.

BOAT HOOK: (1) 1 1/2" x 8' with hook end.

COVERS: Sunbrella snap-on covers for Flybridge bar, tables, settee, (4) bar stools, (2) helm chairs, instrument console, shore boat, bow seat and aft deck seating, and boarding stair in stowed position.

CUSHIONS: Aft deck settee, bow seat, Flybridge settee and sun pad. Sunbrella fabric cushions with dry fast foam fill.

PROVISIONS:

a) Cleaning supplies, towels, etc.

FLAGSTAFFS: Stern flagstaff rigged with 1/8" nylon line, and bow jack staff rigged with 1/8" nylon line; both rigged per standard yacht practice. Courtesy flag halyards on mast.

PASSERELLE: Marquipt, manual.

Safety Equipment

LIFE RAFT: (2) 8-man Zodiac life rafts.

LIFE PRESERVERS: (13) Coast Guard-approved adult life preservers with water lights, and (6) Coast Guard approved child life preservers with water lights.

RING BUOYS: (2) 24" diameter ring buoys secured on exterior of vessel.

FLARES: Flare kit included and up to date.

BELL: Ship's bell per Coast Guard regulations, stored in doghouse.

FIRE EXTINGUISHER: Dry chemical type installed in suitable locations; (3) - 10 lb., (5) - 5 lb., and (6) 2½ lb.

EPIRB: ACR

MEDICAL KIT

SAFETY TETHERS: Track and car system under soffit, above Salon windows and above Pilothouse windows.

SAFETY STEPS: Mounted on transom, molded fiberglass steps with handholds, and bottom painted black to match hull.

Construction and Exterior Finish

GENERAL: Hull is fiberglass mat and roving with Airex PVC core. Hull includes an outer layer of fiberglass laminated with an anti-blister type resin. Engine stringers and hull stiffeners laid up with fiberglass and foam type construction. House structure is fiberglass and foam construction. Interior deck and bulkheads are fiberglass sandwich type construction.

RUBRAIL: Molded-in fiberglass and high-density foam lower and middle guards with stainless half-oval rub strip. Solid PVC sheer (upper) guard with stainless half-oval rub strip.

HATCHES:

- a) 24" round Freeman for forward guest stateroom
- b) (1) stainless/aluminum sliding hatch to Flybridge
- c) (1) Freeman cast aluminum round bow deck hatch to chain locker
- d) (1) hatch from aft deck to Flybridge
- e) (1) hatch from crew quarters companionway to Lazarette

f) (1) hatch to the attic

HULL (BOTTOM): Fresh Bottom Paint with Pettit SR60, Hull Compounded and waxed (**July 2015**).

VESSEL NAME: New name boards at expense of buyer and "Jo Jo's Circus" shall be removed by seller leaving all wiring and holes patched. Transom name to be removed.

PAINT: High gloss polyurethane. Hull, house and weather deck color to be Stark White Alexseal paint.

WINDOWS: Frameless, bonded with Ultra Glaze, 1/4" Solar Gray tempered glass. Forward Pilothouse windows are 3/8" clear.

STAINLESS RAILS: Transom stairs port and starboard, stern, Flybridge, bow, and boat deck sides, boat deck aft. All railings are 1 1/2" mirror polished stainless except swim step which are 2". Boat deck and swim step rails have mid-rails.

MAIN DECK (EXTERIOR): Aft deck, swimstep, steps to aft deck from swimstep, and steps from aft deck to boat deck are teak over composite; all other exterior decks are nonskid over composite. Flybridge under the hard top is upgraded to teak. **UPGRADE**

EXTERIOR DECK SETTEES: Molded fiberglass with cushions and covers.

a) Flybridge settee to starboard

b) Boat deck "L"- shape settee

c) Aft deck lounge settee

d) Fore deck keyhole settee

e) Fore deck bow locker settee

THRU-HULLS: All thru-hull fittings below waterline are bronze with bronze valves and bonding.

BULWARKS: Fiberglass with polyurethane finish.

CAPRAIL: Fiberglass with polyurethane finish.

INSULATION: The hull is cored with PVC foam which serves as insulation. The house is also cored with various materials which provide insulation. Overhead surfaces have 3M thinsulate insulation for both thermal and acoustic properties. The engine room includes a combination of fiberglass and barrier materials with perforated, white powdercoated aluminum liner on the ceiling, hull sides, and forward and aft bulkheads.

PORTLIGHTS: Pacific Coast Marine oval, opening with privacy covers.

UNDERWATER LIGHTS: (4) Deep Sea across stern. **Last serviced November/December**

2011.

SOUND ATTENUATION: Sound isolation in accommodation area by sound isolated “floating” walls.

Performance Specs

RPM KNOTS GPH*

1200 12.4 / 12.3 24

1500 14.8 / 14.9 50

1800 17.7 / 17.5 86

2100 21.4 / 21.5 136

2350 25.4 / 25.5 200

*Total, both engines

Toys

(2) Wave Runners: 2009 Yamaha FX Cruiser, Super High Output. Last Serviced March 2015.

Exclusions

Bridge deck Main Tender is Excluded from the sale . All owners personal items and any dive or fishing equipment is excluded. Name and name Boards Jo Jo's Circus are excluded and reserved . Ask Listing Broker for a complete exclusion list and further details.

Исключения

При продаже яхты исключаются личные вещи владельца.

Отказ от ответственности


Компания предоставляет описание судна или яхты добросовестно, но не может гарантировать точность этой информации, а также не ручается за техническое состояние. Покупатель должен проинструктировать своих агентов или оценщиков исследовать представленную информацию более подробно, по собственному желанию. Продажа судна или яхты, изменение цены или снятие с продажи будет происходить без предварительного уведомления.

ФОТОГРАФИИ

Aft Deck



Aft Deck



Aft Deck



Salon



Salon



Dining



Galley



Galley



Galley



Master Stateroom



VIP Head



Foyer to Guest Staterooms



Foyer to Master Stateroom



Master Stateroom



Master Head




Master Head



Master Shower



Guest Stateroom Port



Guest Head Port



Guest Stateroom Starboard



Guest Head Starboard



Pilothouse



Pilothouse



Pilothouse



Flybridge



Flybridge



Flybridge



Wing Station



Flybridge Bar



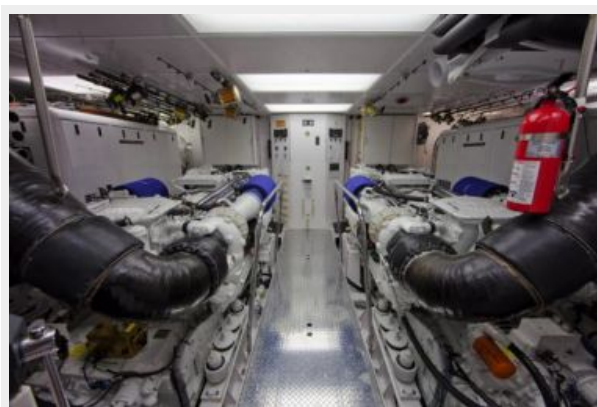
Bow Seating



Sundeck



Engine Room



Engine Room



Engine Room



iPad Controls



Captains Cabin




Crew Quarters

Crew Quarters



Crew Lounge



Overhead View



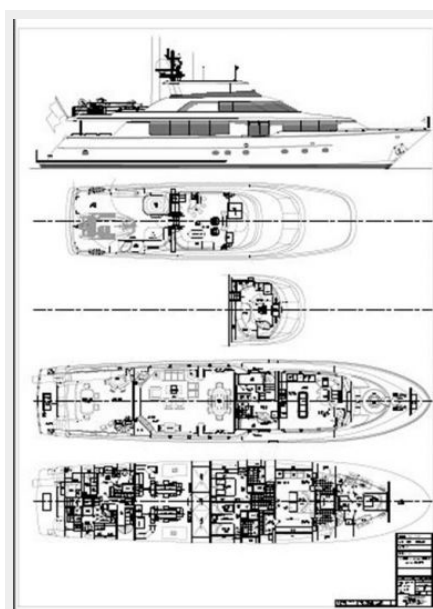
Tenders & Toys



Transom



General Arrangement



КОНТАКТЫ

Андрей Шестаков (Andrey Shestakov) – ведущий яхтенный брокер отдела продаж яхт и судов компании Shestakov Yacht Sales Inc. Официальный представитель Shestakov Yacht Sales Inc. для русскоговорящих клиентов в центральном офисе компании в Майами/Форт Лодердейл/Флорида/США.

Контактная информация

Email:
andrey@shestakovyachtsales.com

Web: **shestakovyachtsales.com**

Телефоны

Краснодарский край: **+7(918)465-66-44**

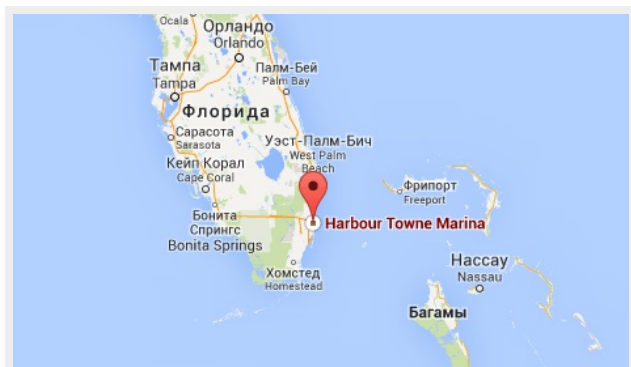
США, Майами, Флорида: **+1(954)274-4435**

Время работы

Понедельник – Суббота: **9:00 - 21:00**
EDT

Воскресенье: **Закрыто**

Адрес



Harbour Towne Marina, 850 NE 3rd St,
STE 213, Dania, FL 33004