

BRITNEY JEAN — BERTRAM



Builder: BERTRAM

Year Built: 2003

Model: Sport Fisherman

Price: PRICE ON APPLICATION

Location: United States

LOA: 67' 0" (20.42m)

Beam: 18' 8" (5.69m)

Min Draft: 6' 0" (1.83m)

Cruise Speed: 30 Kts. (35 MPH)

Max Speed: 35 Kts. (40 MPH)

Our experienced yacht broker, Andrey Shestakov, will help you choose and buy a yacht that best suits your needs **BRITNEY JEAN — BERTRAM** from our catalogue. Presently, at **Shestakov Yacht Sales Inc.**, we have a wide variety of yachts available on our sale's list. We also work in close contact with all the big **yacht manufacturers** from all over the world.

If you would like to buy a yacht **BRITNEY JEAN — BERTRAM** or would like help answering any questions concerning purchasing, selling or chartering a yacht, please call **+1(954)274-4435**

TABLE OF CONTENTS

TABLE OF CONTENTS	2
SPECIFICATIONS	4
Overview	4
Basic Information	4
Dimensions	4
Speed, Capacities and Weight	4
Accommodations	4
Hull and Deck Information	4
Engine Information	5
DETAILED INFORMATION	6
Vessel Walkthrough	6
Salon	6
Galley	6
VIP Stateroom 1	7
Guest Stateroom 1	7
Crew Quarters	7
Main Deck	7
Fly Bridge	8
Electronics & Navigation Equipment	8
Tower	9
Cockpit	9
Fishing Equipment	10
Mechanical Equipment & Engine Room	10
Broker Remarks	10
Exclusions	10
Disclaimer	10
PHOTOS	11
Salon	11

Salon	11
Galley	11
Dinette	11
Master Stateroom	11
Master Stateroom	11
Master Head	11
VIP Stateroom	11
VIP Stateroom	12
VIP Head	12
Guest Stateroom	12
Guest Head	12
Crew Head	12
Helm Station	12
Helm Station	12
Tower	13
Flybridge	13
Cockpit	13
Engine Room	13
Engine Room	13
CONTACTS	14
Contact details	14
Telephones	14
Office hours	14
Address	14

SPECIFICATIONS

Overview

The 67 is a proven tournament battle wagon. The flagship of the Bertram line for many years, the 67 offers four spacious cabins and heads, voluminous cockpit and a superior ride in heavy weather. Britney Jean has benefited from Bertram factory service and many other mechanical MTU updates.

Basic Information

Category: Sport Fisherman

Model Year: 2003

Year Built: 2003

Country: United States

Dimensions

LOA: 67' 0" (20.42m)

LOD: 67' 0" (20.42m)

Beam: 18' 8" (5.69m)

Min Draft: 6' 0" (1.83m)

Speed, Capacities and Weight

Cruise Speed: 30 Kts. (35 MPH)

Max Speed: 35 Kts. (40 MPH)

Displacement: 105840 Pounds

Water Capacity: 350 Gallons

Fuel Capacity: 2000 Gallons

Accommodations

Total Cabins: 4

Hull and Deck Information

Hull Material: Fiberglass

Engine Information

Engines: 2

Manufacturer: MTU

Engine Type: Inboard

Fuel Type: Diesel

DETAILED INFORMATION

Vessel Walkthrough

PRELIMINARY LISTING

Accommodates a total of eight in (4) staterooms; owners, guests and crew.

Salon

Enter the salon, featuring custom Marty Lowe interior, from a teak threshold, with teak deck, and view the high gloss cherry interior with a seating area to port. There is a sand colored fabric covered couch, facing inboard. Built in leather covered chairs at each end separated by built in end tables with storage and a custom cherry coffee table with burl cherry wood top, which is the same as the end tables.

Electric/hydraulic storage with a magazine rack forward of seating area to port. Full wet bar across to starboard with liquor and glass storage including a Scottsman icemaker. Electric distribution panel (AC & DC).

Featured items:

- Sony 25" Trinitron Trusound TV
- Sony 300 DVD/CD video disc exchanger with 300 DC capacity
- Sony V333ES digital cinema surround sound system
- Sea Tel Satellite TV system with (4) Sony DSS receivers (in the salon and (3) staterooms)
- Sony 19 micron VHS player
- KVH Trac Satellite phone, Sat phone system, built in cell phone in (4) separate staterooms, fax and internet capabilities for Sat phone system

Up one step from the salon, to starboard, is a large semi-circular leather settee with storage below. There is a cherry dinette table on two cherry wood stanchions with ample seating.

Galley

The galley is located across to port from the settee and includes a GE (stand up) refrigerator/freezer with fresh water and icemaker, GE trash compactor, (2) Sub Zero refrigerator drawers and Fisher and Paykel dishwasher. All have custom cherry wood panels. The galley also includes a Gaggenau oven, Kenyon 4-burner electric range, GE

convection and microwave, abundance of storage with drawers and cabinets, and granite countertops. There are plates and flatware fitted into the storage cabinets.

Down five cherry wood steps, through the padded wall coverings in the companionway, you reach the staterooms.

Located in the companionway are the washer and dryer, central vac and carpet runners.

VIP Stateroom 1

Furthest forward is the VIP stateroom with en suite head and shower featuring the Raritan toilet, marble countertops, mirrored overhead and medicine cabinets and excellent storage. There is a centerline raised queen berth, with storage below. For entertainment, there is a Yamaha CD/DVD 3-disc unit, Panasonic 12" TV with VHS. Both the VIP and companionway have carpet runners.

Guest Stateroom 1

Next aft to port is the twin guest stateroom with en suite head and shower. Featured throughout the guest stateroom are the same wood and fabric from the master. There is a tan and beige comforter and pillow, 12" Panasonic TV with built in VHS, Panasonic AM/FM Cd stereo unit. Similar to the master head, the guest bathroom features the cherry wood floors, light marble countertops, mirrored overhead and on the medicine cabinets Raritan toilets and excellent storage.

Crew Quarters

Across from the twin guest stateroom to port are the crew quarters, which include upper and lower berths as well as custom sleeping bag comforters. Just aft is the enclosed head and shower, which functions as the day head. This head also features the marble countertops, mirrored ceiling, medicine cabinets, Raritan toilet, and excellent storage.

Main Deck

Anchor locker - 200' chain, 600' 3" line, fresh water washdown system, Simpson/Lawrence anchor windlass (inoperable) with bow deployment anchor system.

Fly Bridge

From the cockpit, ascend four teak steps en route to the flybridge. To starboard, up seven teak covered curved stairs to the bridge which features a custom designed Pipewelders hardtop (aluminum with glass) with overhead lighting. Access to the flybridge is via an enclosed curved stairwell.

The flybridge has a 3-sided strata glass enclosure, full u-shaped settee seating arrangement forward of console to port, and (4) stereo speakers.

Across to starboard is Miele electric grill, Tundra refrigerator/freezer, wet bar with storage all in a fiberglass cabinet.

Storage is located in the forward section to accommodate 15 rods and reels, with 110/240 electric sub panel including a 110 volt outlet.

Steering Station:

- Electric pop up electronic console
- (2) Stidd captain/helm chairs with upgrade wood accents. Also includes covered storage and DC panel below console
- Main control station starboard of wheel- remote control station to port of console
- Danforth compass
- American bow thruster with remote stations
- Panasonic CD player with AM/FM receiver with satellite radio through SeaTel System
- (2) ACR spotlights
- Dual engine control heads - one to port and centerline. New MTU DDEC controls and software, 2011
- Windlass control, DDEC readers, alarm monitor, fuel gauges, trim tabs

Electronics & Navigation Equipment

- Simrad AP28 auto pilot
- Furuno NavNet MFD12 3D GPS plotter 12" color display loaded with NOAA master chart library U.S. coast line
- Furuno GP330D WAAS GPS

- Furuno DR512A 72-mile radar, 6' open array antenna
- Furuno DFF3 video sounder with GA 50/200 transducer with temperature probe
- Furuno MU150 HD monitor
- Furuno MF08 NavNet 3D
- Sony Sirius XM radio receiver and CD changer, subwoofer and booster
- (2) Standard Horizon VHF with remote command microphone
- Compass

Tower

- Pipewelders Standard 67 Bertram Tuna Tower with 9' gap brushed pipe, molded top, single rail molded in Nav Lights and underside, installed Spring 2005
- Molded standing platform with (3) molded in quartz lights and accent lights
- Sunshade with 84" antenna and SAT dome
- Tower bench seat
- Molded tower control box with curved face, controls and steering
- Custom aft bridge rail with (11) rod holders
- Starboard side aft bait watch seat on flybridge
- Teaser reels in overhead of hertop at helm

Cockpit

The cockpit features a glass deck and covering boards, transom fish box, cockpit combing, tan canvas runner, and 168 square feet of cockpit space. Teak covered side steps.

It includes a deck fish box with macerator and Eskimo icemaker. Custom sea chest located in the bilge below the fish box with dedicated thru hull. (2) 2000 rule, 24-volt bilge pumps which services two outlets port and starboard. It also has a salt and fresh water wash down system.

Tackle center and drawers to port with sink and bait prep station with storage cabinet and shelves below. Cockpit stereo speakers and lighting overhead.

To starboard above the locker cabinet is a vertical locker that can be used for rod storage, fenders, etc.

Fishing Equipment

- Release Marlin chair with teak seat and rocket launcher
- Pipewelders 39' triple spreader outriggers
- (6) Gunwale mounted rod holder and (2) each port and starboard pilaster

Mechanical Equipment & Engine Room

- Craftsman tool box mounted
- (2) 23 kw Kohler gens, 2500 hours
- (2) Spare wheels
- 900 gpd FC reverse Osmosis watermaker
- Auto oil change system
- Dual Racor fuel filter on mains
- 2000 gallon fuel - forward of engines
- 12/24 volt electric system
- (2) 50 amp lines with Glendenning cable master
- Voltage isolators/transformers with Buc boost system
- (2) Banks of 4-8D batteries
- Delta T exhaust fan system
- Delta T computerized fire suppression system, auto Halon engine room fire system

Broker Remarks

The 67 is a proven tournament battle wagon. The flagship of the Bertram line for many years, the 67 offers four spacious cabins and heads, voluminous cockpit and a superior ride in heavy weather. **Britney Jean** has benefitted from Bertram factory service and many other mechanical MTU updates.

Exclusions

Owner's personal belongings.

Disclaimer


The Company offers the details of this vessel or yacht in good faith but cannot guarantee or warrant the accuracy of this information nor warrant the condition of the vessel. A buyer should instruct his representatives, agents, or his surveyors, to investigate such details as the buyer desires validated. This vessel or yacht is offered subject to prior sale, price change, or withdrawal without notice.

PHOTOS

Salon




Salon




Galley



Dinette




Master Stateroom



Master Stateroom



Master Head



VIP Stateroom



VIP Stateroom



VIP Head



Guest Stateroom



Guest Head





Crew Head



Helm Station



Helm Station



Tower



Flybridge




Cockpit



Engine Room



Engine Room



CONTACTS

Andrey Shestakov, leading yacht broker of the sales department of Shestakov Yacht Sales Inc. Shestakov Yacht Sales Inc., the official representative of the Miami/Fort Lauderdale FL headquarters.

Contact details

Email: **andrey@shestakovyachtsales.com**

Web: shestakovyachtsales.com/en/

Telephones

USA: **+1(954)274-4435**

Office hours

Monday – Saturday: **9:00 - 21:00** EDT

Sunday: **closed**

Address



Harbour Towne Marina, 850 NE 3rd St, STE 213, Dania, FL 33004