

# NEPTUNUS 62 IPS — NEPTUNUS



**Builder:** NEPTUNUS

**Year Built:** 2011

**Model:** Motor Yacht

**Price:** PRICE ON APPLICATION

**Location:** United States

**LOA:** 62' 0" (18.90m)

**Beam:** 16' 8" (5.08m)

**Min Draft:** 5' 0" (1.52m)

**Max Draft:** 5' 0" (1.52m)

**Cruise Speed:** 24 Kts. (28 MPH)

**Max Speed:** 29 Kts. (33 MPH)

Our experienced yacht broker, Andrey Shestakov, will help you choose and buy a yacht that best suits your needs **NEPTUNUS 62 IPS — NEPTUNUS** from **our catalogue**. Presently, at **Shestakov Yacht Sales Inc.**, we have a wide variety of yachts available on **our sale's list**. We also work in close contact with all the big **yacht manufacturers** from all over the world.

If you would like to buy a yacht **NEPTUNUS 62 IPS — NEPTUNUS** or would like help answering any questions concerning purchasing, selling or chartering a yacht, please call **+1(954)274-4435**

# TABLE OF CONTENTS

TABLE OF CONTENTS	2
SPECIFICATIONS	6
Basic Information	6
Dimensions	6
Speed, Capacities and Weight	6
Accommodations	7
Hull and Deck Information	7
Engine Information	7
DETAILED INFORMATION	8
Walkthrough	8
Salon	8
Galley/Dining Area	9
Lower Helm	10
Companionway	11
Day Head	11
Master Stateroom	11
Master Head	12
Guest Cabin	13
Guest Head	13
VIP Cabin	13
Foredeck	14
Aft Deck	15
Flybridge	16
Helm Equipment	17
Hardtop Equipment	18
Engine Room	18
Electrical	19
Wet Room/Head	20

Construction Details	21
Comments	21
Exclusions	21
Disclaimer	21
Exclusions	22
Disclaimer	22
PHOTOS	23
Salon Looking Forward	23
Salon Looking to Starboard	23
Salon Looking Aft to Port	23
Salon Looking Forward	23
Galley Looking Forward	23
Galley Looking Aft	23
Galley Looking Starboard	23
Dining Area Looking Aft	23
Dining Table Up	24
Dining Table Down	24
Helm Looking Forward	24
Helm Looking Port	24
Helm Looking Starboard	24
Companionway	24
Companionway Laundry	24
Day Head	24
Day Head Sink	25
Master Looking Aft	25
Master Looking Starboard	25
Master Looking Port	25
Master Looking Forward	25
Master Night Lights	25

---

Master Head	25
Guest Cabin	25
Guest Cabin LED's	26
Guest Head	26
VIP Looking Forward	26
VIP Looking to Port	26
VIP LED's	26
Foredeck	26
Sunpad	26
Windlass Detail	26
Bow Looking Aft	27
Side Deck	27
Aft Deck	27
Aft Deck	27
Aft Deck	27
Aft Deck	27
Aft Deck	27
Aft Deck Grill	27
Aft Deck Flybridge Stairs	28
Aft Deck Docking Station	28
Fixed Swim Platform	28
Flybridge	28
Flybridge Steps	28
Flybridge Looking Aft	28
Flybridge Settee	28
Flybridge Bar	28
Flybridge Looking Forward	29
Flybridge Seating	29
Flybridge Helm	29

---

---

Flybridge Helm	29
Sunpad	29
Flybridge Helm Detail	29
Engine Room Entrance	29
Starboard Engine	29
Engine Room Looking Forward	30
Volvo IPS	30
Engine Room	30
Port Engine	30
AC & Batteries	30
Wet Room Looking Forward	30
Wet Room Port	30
Wet Room Starboard	30
Vanity	31
Vanity	31
Running Shot	31
Layout	31
CONTACTS	32
Contact details	32
Telephones	32
Office hours	32
Address	32

---

# SPECIFICATIONS

---

## Basic Information

---

**Category:** Motor Yacht

**Sub Category:** Flybridge with Euro Transom

**Model Year:** 2012

**Year Built:** 2011

**Country:** United States

**Vessel Top:** Hardtop

**Fly Bridge:** Yes

## Dimensions

---

**LOA:** 62' 0" (18.90m)

**LWL:** 58' 0" (17.68m)

**LOD:** 62' 0" (18.90m)

**Beam:** 16' 8" (5.08m)

**Min Draft:** 5' 0" (1.52m)

**Max Draft:** 5' 0" (1.52m)

**MFG Length:** 63' 1" (19.23m)

## Speed, Capacities and Weight

---

**Cruise Speed:** 24 Kts. (28 MPH)

**Cruise Speed RPM:** 2000 Kts.

**Cruise Speed Range:** 420

**Max Speed:** 29 Kts. (33 MPH)

**Max Speed RPM:** 2300 Kts.

**Max Speed Range:** 440 Kts.

**Displacement:** 80000 Pounds

**Gross Tonnage:** 33 Pounds

**Water Capacity:** 230 Gallons

**Holding Tank:** 110 Gallons

**Fuel Capacity:** 700 Gallons

**Fuel Consumption:** 55 Gallons

---

## Accommodations

---

**Total Cabins:** 3

**Total Berths:** 3

**Sleeps:** 6

**Total Heads:** 4

---

## Hull and Deck Information

---

**Hull Material:** Fiberglass

**Deck Material:** Fiberglass

**Hull Configuration:** Semi Vee

**Hull Color:** white

**Hull Finish:** Aluminum

**Hull Designer:** Tony Castro

---

## Engine Information

---

**Engines:** 2

**Manufacturer:** Volvo

**Model:** Volvo IPS 900

**Engine Type:** Inboard

**Fuel Type:** Diesel

---

# DETAILED INFORMATION

---

## Walkthrough

---

The new Neptunus 62 is a Euro style Sedan Motoryacht with a North American flair. Her interior is graced with a dark stained cherry joinery finished in a high gloss with lots of burlwood accents.

Stepping aboard the fixed swim platform one can go to either port or starboard and up two teak steps up to the spacious Aft Deck with built in seating, a grill and sink and steps to the Bridge Deck. Entering forward into the same level Salon there is ample seating port and starboard and a feeling of spaciousness due to the open Galley plan and large forward windshield.

Accommodations below include centerline Master with an en suite Head, plus a Day Head. A double berth Guest Cabin to starboard and a VIP forward with a shared Head.

The Upper Deck is newly designed, has ample seating, a full hardtop and the Neptunus signature Sun Area forward of the newly designed Helm.

## Salon

---

The Salon is entered via a curved sliding stainless Trend sliding door with full drapes. Immediately upon entering it is evident that Hull 43 is different than the preceding hulls of this model. The cherry has a dark stain and there is an abundant use of burlwood accents. A new Salon window profile is also a major distinction.

To port upon entering is a three to four person sofa with an Ultra Suede base and fabric back. There is storage below the cushions. Fore and aft of the sofa are built in end tables with burlwood tops, the aft having three drawers and the forward a single cabinet. Next forward is a raised cabinet with clear glass doors. Behind the sofa are large side windows with four burlwood mullions and Roman shades, between. Above is a soffit with three halogen mini spots and the two rear channel Bose speakers. In front of the sofa is an attractive cherry and burlwood coffee table. Immediately to starboard upon entering is the Salon's entertainment center consisting of a Samsung 32" HD LED TV, a Samsung Blue Ray player, a Bose Lifestyle V25 AM/FM/CD/MP3 system with iPod dock providing fully integrated iPod control/display and a Raymarine HD Sat TV antenna control unit.

Below is a built in cherry and burlwood end table with three drawers.

Next forward is a four person L shaped settee upholstered to match the one to port. There is storage below and an identical coffee table in front. The forward corner has a three shelf beveled glass door cabinet for storage.



Behind the settee are identical window treatment and soffit with lights and speakers as those to port with the addition of a center channel speaker.

Also in the Salon is a centerline soffit above with five halogen mini spots, digital AC controls, a CO detector, hidden Bose subwoofer and an attractive cork sole with small inset accents. A shag area rug lies atop for accent.

## Galley/Dining Area

---

The Galley of this particular Neptunus 62 incorporates all of the requested conveniences including ample seating for dining, abundant storage and an adjacent Lower Helm.

Up two steps from the Salon and open to the Salon is the Dining Area. To port is a five person L shaped Ultra Leather settee with storage below. A cherry and burlwood drop leaf table offer ample space for all to dine when the vanity stools from the cabins are utilized.

The Galley is to starboard with the Lower Helm centerline forward. The entire area is well lit with large side windows with Roman shades plus a full wrap around windshield with removable exterior canvas plus an opening skylight above!

Galley features include:

Cork sole w/contrasting cork inserts

Kitchenaid stainless steel refrigerator w/drawer type freezer

Kitchenaid stainless steel drawer type dishwasher

Kitchenaid stainless steel built in microwave/convection oven

Kitchenaid stainless steel trimmed 4 burner ceran top cooktop

Exhaust fan

Undermount double stainless steel sink

Grohe removable head spray faucet

(7) Cherry cabinet doors

Pullout cherry spice rack

Cherry Magic Corner storage cabinet

(7) Cherry doors

(3) Beveled glass cherry trimmed overhead cabinets

Cherry soffit w/(5) halogen mini spots

Cherry soffit w/(2) halogen mini spots over sink

Corian countertops

---

## Lower Helm

---

Open to the Galley and next forward is a centerline helm offering excellent visibility, nearly 360 degrees.

The helm is of cherry joinery with abundant burlwood paneling. Outboard to starboard is an upholstered two person settee facing forward so that captain need not be alone. There is storage below this settee offering a great place for the abundant ship's manuals. A hinged panel forward offers excellent access to the Raymarine Network interfaces, area GFCI's, area circuit breakers, Shakespeare Off Air HD TV antenna tuner, etc.

Helm Equipment includes:

Tilt stainless steel & cherry wood steering wheel

Volvo electronic clutch & throttle controls

Volvo joystick control

Volvo LCD engine monitor panel

(2) Wema fuel gauges

Wema water tank gauges

Wema waste tank gauges

Key switches for engines

Bennett trim tab controls w/LED indicators

Fireboy engine shutdown bypass switch

Hepworth Marine windshield wiper controls

Ritchie 4" Powerdamp Plus 4" magnetic compass

Raymarine E 140W Hybrid Touch GPS/plotter/radar/depth

Raymarine ST 70 multifunction display w/keypad for depth & speed

Raymarine ST 70 multifunction display w/keypad for autopilot

Raymarine Ray 240 VHF w/DSC & remote speaker

Generator "on" indicator

Analytic Systems converter control panel

(2) Overhead halogen mini spots

Overhead red night navigation light

---

## Companionway

---

From the Galley Area to port are five curved carpeted steps with LED step lights with a cherry railing leading below. Along the way is the yacht's AC and DC electrical panel and a fixed deadlight with cherry trim. At the bottom landing one can go aft and down to steps to the Day Head and the Master Suite or forward past the cherry door Laundry Center with a stacked washer dryer to the Guest Cabin on the starboard side or to the shared Guest Head to the portside. All the way forward is the private VIP Suite.

This area is well lit from the Companionway above.

---

## Day Head

---

On the lower level just outside the Master Cabin is the Day Head, enlarged from previous Neptunus models.

The sole is white marble, the overhead is mirrored.

The bow front cherry vanity has a single door below and a vessel type blue glass sink with a unique waterfall type single lever faucet.

The toilet is a full size Raritan Atlantis model. There are beveled edge mirrored medicine cabinets over the sink and two more matching storage cabinets over the toilet aft. Also in the Day Head are two overhead halogen mini spots and an exhaust fan.

---

## Master Stateroom

---

Entering from forward there is a tapered queen size berth centerline. There is a storage drawer at the foot of the berth and blue LED rope light around the perimeter of the berth.

An upholstered headboard is affixed to a large beveled mirror panel. Either side of the berth are two drawer nightstands with burlwood tops and chrome swing arm reading lamps above.

There is a three tier soffit above the berth, the lowest having two reading lights and three additional halogen mini spots in the other two soffits. To port is a single person settee with storage below. Aft is a cabinet with one drawer and one door with a burlwood top and a Bose Wave system linked to the Salon Bose system. Above the settee are three large ports with the center one opening. They can be covered with Roman shades. A soffit with two halogen mini spots is above.

Next forward is a two door hanging locker much larger than it appears. Within is a cedar lining, three shelves, a Samsung Blue Ray player and an equipment access panel.

To starboard is a raised platform with seven cherry drawers and a burlwood countertop. Next forward is a burlwood and cherry vanity with a flip up mirrored panel, three drawers and a portable stool.

Matching the portside are three portholes the center of which opens, Roman shades and two halogen lights in the soffit above.

Next forward is the access to the en suite Master Head.

Also in this cabin is a carpeted sole, five halogen mini spots, a central vacuum outlet and a CO monitor.

---

## Master Head

---

The Master Head has a grey marble tile sole with lots of veining. The cherry bow front vanity has a curved door under the sink and two storage drawers forward. The vanity top is Corian with a large glass vessel type sink and a waterfall type faucet. The backsplash is marble tile. Three beveled edge mirrored cabinets function as the medicine cabinets.

The stall shower has a clear Lucite door, a seat, a clear deadlight, a handheld or wall mountable shower fixture, a light and an exhaust fan.

The toilet is a Raritan Atlantis model. Also in the Head is a sliding cherry pocket door, dressing mirror, mirrored overhead and three halogen mini spots.

---

## Guest Cabin

---

Entering from the centerline Companionway the tapered double berth is aft and outboard. At the head of the berth is a upholstered headboard set upon a beveled mirror panel with a soffit above with two halogen reading lights. A three drawer cherry nightstand inboard faces forward with a shelf for the Bose Wave stereo above. The outboard side has a cherry shelf running the full width of the berth. Above are two oval portholes with Roman drapes. The forward one opens and the aft is fixed. Above the two portholes are six cherry cabinets. Below the berth are two small drawers. At the foot of the berth is a full size cedar lined hanging locker with a Samsung Blue Ray player within. On the forward bulkhead is a Samsung 22" LED TV.

Also in the cabin is a Bose Wave radio linked to the Main Salon unit, digital AC controls, four overhead mini spots, LED rope lighting under the berth, a carpeted sole and a cherry entry door. The mattress is a custom inner spring mattress.

---

## Guest Head

---

Across from the Companionway from the Mid Guest Cabin is the Forward Head to be shared by the Guest and VIP Cabin. There are dual access doors for this purpose. The bow front cherry vanity has one cabinet door below with a carved granite vessel type sink above the Corian countertop. A very unique waterfall type faucet is above. Three beveled mirror medicine cabinets are above a fixed deadlight with Roman shades. The toilet is a Raritan Atlantis model. The stall shower has a clear glass door, a shelf, a handheld or wall mountable fixture, an exhaust fan and light. Also in the Head are three overhead mini spots and a mirrored overhead. The sole is grey marble tile.

---

## VIP Cabin

---

All the way forward is the VIP Cabin with a centerline queen berth with inner spring mattress, upholstered headboard over a mirrored panel and two swing arm chrome reading lights as well as two dedicated reading lights above the berth.

There are two large drawers at the foot of the berth. To both port and starboard are built in cherry countertops that serve as nightstands. Above on each side are oval fixed portholes with Roman shades. Further above are six cherry cabinets on each side.

Aft to port is a small upholstered settee followed by a double door cedar lined hanging locker and the entry door to the VIP Head. To starboard is another two door hanging locker with cedar lining and a Samsung Blue Ray player within.

Facing forward is a built in 22" Samsung LED TV above and a three drawer cherry

vanity with stool and burlwood top below.

Also in this cabin are digital AC controls, a CO detector, five overhead mini spots, a Bose Wave radio linked to the Main Salon unit, an overhead Bomar escape hatch/skylight.

There is also a carpeted sole, central vacuum outlet, LED rope lighting under the berth and at the valances and a hatch in the sole to access the very large area made available by not needing a bow thruster with the IPS drive system.

## Foredeck

---

Fiberglass non skid decks

Heavy Duty welded stainless steel double bow rails

Stainless steel anchor davit w/bow roller

66 lb. Delta stainless steel anchor

Maxwell 3500 VW windlass w/150' chain

Up & down foot switches for windlass w/remote mount safety switch

Round Bomar deck hatch to access large chain locker

Freshwater wash down in anchor locker

Heavy Duty sub rail w/stainless steel insert

Round Bomar VIP Cabin deck hatch

Dual spring line cleats

International Navigation lights

Air horn

Dual deck fills for fuel port & starboard allows for single side fueling

Stainless steel burgee pole

Bow sun pad cushions w/cover, built in drink holders & stainless steel grab rails

White Stamoid wrap around windshield cover

Frameless cabin side windows with a newly designed profile

Stainless steel sliding boarding gates at port & starboard rail midship

Cabin side stainless steel handrails

Jabsco searchlight

---

## Aft Deck

---

Teak sole over fiberglass decks

Covered stern cleats w/fair leads

Built in fiberglass stairs (7) to Flybridge w/teak treads & LED step light

Storage locker under steps

(2) Hinged stainless gates to swim platform

Fully covered Aft Deck

(3) Stainless steel DC lights in Aft Deck overhead

Built in Aft Deck seating for two people

Aft Deck burlwood & cherry trimmed table w/(2) stanchion bases & cover

Wet bar w/stainless steel sink to port

220V Kenyon stainless steel grill w/cover to port

Storage cabinet below grill

Easy access to Engine Room & Wet Room w/centerline transom door

LED exterior courtesy lights

TV inlet w/cord

Bose Aft Deck stereo speakers

Raymarine CCTV camera facing aft

(2) Custom lockers at aft swim platform steps

Jabsco pressure water inlet w/pressure regulator

Deck waste pump out plate

Hot & cold transom shower

(2) Stainless steel support poles to Boat Deck above

(2) Stern mounted cleats

Portside Cockpit docking station w/engine joystick controls, start/stop controls all behind a hinged fiberglass door

Mounted bell

Mounted boat hook (2) Bose stereo speakers

---

## Flybridge

---

Easily accessed by teak tread steps the Flybridge, newly designed and functional.

Equipment includes:

Newstyle Fiberglass hardtop & Integral radar arch

Fiberglass non skid deck

Bar w/Corian top, stainless steel sink, storage cabinet & an Isotherm stainless steel drawer type refrigerator/freezer w/icemaker

(3) Stainless steel drink holders at bar

C shaped seating midship to port w/removable cushions, cover & storage below

Burlwood table w/cherry trim & twin pedestals

Black trimmed Venturi windshield w/dark tint

Aft stainless steel railing

Flag staff w/cover

(2) Bose stereo speakers

(8) Stainless steel trimmed overhead lights

(1) Stainless steel red night Navigation light

(2) Equipment access cabinets at Helm Area

Portside double companion seat



Starboard side double companion seat

(2) Digital SMX AC controls

(2) 16,000 BTU direct expansion Flybridge AC units

Forward Sun Lounge w/removable cushions

Bomar hatch/skylight into Galley overhead

Pompanette Platinum Series helm chair w/stainless steel base, folding footrest & cover

---

## Helm Equipment

---

Volvo engine LCD gauge panel

Tilt hydraulic Sea Star helm wheel

(2) Volvo start/stop panels

Volvo electronic clutch & throttle controls

Volvo joystick control

Raymarine E140 W hybrid touch plotter/radar/depth

Raymarine Ray 240 VHF w/DSC w/remote speaker

Raymarine ST 70+ autopilot w/7" LCD color screen & separate keypad

Raymarine ST 70 7" screen for data, depth & speed & separate keypad

Bennett trim tab controls w/indicators

ITT Jabsco searchlight controls

Windshield wiper control

Maxwell AA 450 digital windlass controls w/counter

Nav light controls

Flybridge courtesy lights

Cover for helm

Cover for helm seats

---

## Hardtop Equipment

---

Volvo Dynamic positioning GPS system

Raymarine Sat TV system

Newmar hailer for VHF

Raymarine HD digital 4' open array radar antenna, 72' mile range 12 KW

Shakespeare Off Air HD TV antenna

(2) VHF antennas

(2) GPS antennas

---

## Engine Room

---

Anti vibration mounts for engines & generators

(3) Automatic/manual bilge pumps w/bilge pump switches & alarm switch

Grundfos 110V freshwater pump

Raritan Marine 20 Gallon hot water heater

(4) 110V Fluorescent Engine Room lights

(4) 24V Incandescent Engine Room lights

(2) 110V GFCI outlets

FRP flooring between engines

Macerator pump for waste system w/timer

(2) Fantech Engine Room blowers

2" Heavy duty insulation material covered w/white aluminum perforated paneling

34 lb. Fireboy automatic fire suppression system (FE 241)

Air filters on Engine Room air intakes

(2) Raymarine Engine Room camera systems

Easily accessible Perko main engine sea strainers w/ball valves

4 Step teak & stainless steel boarding/swim ladder mounted overhead

Cruiseair chilled water AC system consisting of (3) 24,000 BTU chillers

Racor 1000 MA fuel filters for main engines

(1) Racor 500 filter for generator

4 Step stainless steel & teak ladder to Engine Room from Aft Deck

(1) Coolant recovery bottles for generator cooling system

Oversize Groco sea strainer & sea valves for main engines

(2) Aluminum baffled fuel tanks

(1) Aluminum baffled waste tank (1) Aluminum baffled water tank Generator muffler

Fuel transfer pump w/timer

(2) Bennett trim tab motors

---

## Electrical

---

110V/220V AC system

24V DC system

21 KW CAT generator in sound shield w/46 hours

(3) Banks of Victron 12 volt AGM batteries separated by blocking diodes as follows:

(2) 4D's (165 ah each) for house 24V, (4) 4D's (110 ah each) for engine starting

Group 31 generator battery

DC Digital voltmeter

DC Digital amp meter

AC Digital voltmeter

AC Digital amp meter

(20) Breaker protected 110 volt AC circuits at main panel

(8) Breaker protected 220 volt AC circuits at main panel

(15) Breaker protected DC circuits

Sub panels for AC and DC loads throughout the yacht

(2) Victron/Centaur battery charger for engines 24V, 30 amp

Victron/Centaur battery charger for house system 24V 100 amp

Victron/Centaur battery charger for generator 12V 30 amp

(2) 50 amp Glendinning cord reels w/75' of cord each

Generator "on" indicator light at Helm

(3) Battery shutoff switches

Generator start stop panel at main electrical panel

(2) Guest 50 galvanic isolators

Port engine alternator 85 amps, 28V

Starboard engine alternator 135 amps, 14V

(3) Gang centrally located GFCI's at main bus

(2) Rex Manufacturing 15 KVA isolation transformers

Engine Room DC electrical panel

Engine Room AC electrical panel 24 to 12 Volt step down transformer for 12 volt based electronics

---

## Wet Room/Head

---

Forward of the Engine Room through a watertight door is a Wet Room/Head perfect for diving or showering off after an afternoon of swimming.

Equipment includes:

Curtain shower

Handheld or wall mountable shower fixture

Access panel to fuel tanks

Site gauges for fuel tanks

(2) Opening stainless steel portholes

Raritan Atlantis electric head

Vanity w/stainless steel sink, two drawers, two cabinet doors & mirror

Open hanging locker

DC overhead lighting

Digital AC controls for Wet Room area

CO detector

---

## Construction Details

---

The boat is a composite construction using Kevlar Hybrid materials for superior strength and puncture resistance. Six longitudinal foam stringers and 20 transverse foam stringers enclosed with stitched woven roving, reinforce the entire hull bottom. The hull sides are cored. The engine stringers run from stern to bow with steel top plates for engine mounting. The area aft of the engines was specifically molded for the IPS 900 pod drive system. The Deep Vee Hull has been designed to ensure a vessel with excellent sea keeping qualities. Special attention has been given to a ratio between installed power, speed and fuel consumption. The 1400 HP IPS option provides speeds almost equal to the 2000 HP direct drive system. Fuel saving are approximately 20 to 30%!

---

## Comments

---

This brand new 62' Neptunus has delivery hours only and is very seriously for sale. She offers numerous updates over previous models all while keeping up legendary Neptunus, ride, speed and quality. Originally priced at over 2.6 million she is priced to sell and ready to go!

---

## Exclusions

---

None

---

## Disclaimer

---

The Company offers the details of this vessel in good faith but cannot guarantee or warrant the accuracy of this information nor warrant the condition of the vessel. A buyer should instruct his agents, or his surveyors, to investigate such details as the buyer desires validated. This vessel is offered subject to prior sale, price change, or

withdrawal without notice.

## **Exclusions**

---

Owner's personal belongings.

## **Disclaimer**


---

The Company offers the details of this vessel or yacht in good faith but cannot guarantee or warrant the accuracy of this information nor warrant the condition of the vessel. A buyer should instruct his representatives, agents, or his surveyors, to investigate such details as the buyer desires validated. This vessel or yacht is offered subject to prior sale, price change, or withdrawal without notice.

# PHOTOS

---


**Salon Looking Forward**




**Salon Looking to Starboard**




**Salon Looking Aft to Port**



**Salon Looking Forward**




**Galley Looking Forward**



**Galley Looking Aft**



**Galley Looking Starboard**



**Dining Area Looking Aft**



**Dining Table Up**



**Dining Table Down**



**Helm Looking Forward**




**Helm Looking Port**



**Helm Looking Starboard**



**Companionway**



**Companionway Laundry**



**Day Head**






**Day Head Sink**



**Master Looking Aft**




**Master Looking Starboard**



**Master Looking Port**




**Master Looking Forward**



**Master Night Lights**



**Master Head**



**Guest Cabin**



**Guest Cabin LED's**



**Guest Head**



**VIP Looking Forward**



**VIP Looking to Port**



**VIP LED's**



**Foredeck**




**Sunpad**



**Windlass Detail**




**Bow Looking Aft**



**Side Deck**




**Aft Deck**



**Aft Deck**




**Aft Deck**



**Aft Deck**



**Aft Deck**



**Aft Deck Grill**



**Aft Deck Flybridge Stairs**



**Aft Deck Docking Station**




**Fixed Swim Platform**



**Flybridge**




**Flybridge Steps**




**Flybridge Looking Aft**



**Flybridge Settee**



**Flybridge Bar**



**Flybridge Looking Forward**




**Flybridge Seating**



**Flybridge Helm**




**Flybridge Helm**




**Sunpad**



**Flybridge Helm Detail**



**Engine Room Entrance**



**Starboard Engine**



**Engine Room Looking Forward**



**Volvo IPS**



**Engine Room**



**Port Engine**



**AC & Batteries**



**Wet Room Looking Forward**



**Wet Room Port**



**Wet Room Starboard**




**Vanity**




**Vanity**



**Running Shot**



**Layout**



# CONTACTS

---

Andrey Shestakov, leading yacht broker of the sales department of Shestakov Yacht Sales Inc. Shestakov Yacht Sales Inc., the official representative of the Miami/Fort Lauderdale FL headquarters.

## Contact details

---

Email: **andrey@shestakovyachtsales.com**

Web: [shestakovyachtsales.com/en/](https://shestakovyachtsales.com/en/)

## Telephones

---

USA: **+1(954)274-4435**

## Office hours

---

Monday – Saturday: **9:00 - 21:00** EDT

Sunday: **closed**

## Address

---



Harbour Towne Marina, 850 NE 3rd St, STE 213, Dania, FL 33004