

1985 28' CAPE DORY TRAWLER — CAPE DORY



Builder: CAPE DORY

Year Built: 1985

Model: Trawler

Price: PRICE ON APPLICATION

Location: United States

LOA: 28' 0" (8.53m)

Beam: 9' 11" (3.02m)

Max Draft: 2' 11" (0.89m)

Cruise Speed: 8 Kts. (9 MPH)

Max Speed: 8 Kts. (9 MPH)

Our experienced yacht broker, Andrey Shestakov, will help you choose and buy a yacht that best suits your needs 1985 28' Cape Dory Trawler — CAPE DORY from our catalogue. Presently, at Shestakov Yacht Sales Inc., we have a wide variety of yachts available on our sale's list. We also work in close contact with all the big yacht manufacturers from all over the world.

If you would like to buy a yacht 1985 28' Cape Dory Trawler — CAPE DORY or would like help answering any questions concerning purchasing, selling or chartering a yacht, please call +1(954)274-4435

TABLE OF CONTENTS

TABLE OF CONTENTS	2
SPECIFICATIONS	3
Overview	3
Basic Information	3
Dimensions	3
Speed, Capacities and Weight	4
Hull and Deck Information	4
Engine Information	4
PHOTOS	5
CONTACTS	8
Contact details	8
Telephones	8
Office hours	8
Address	8

SPECIFICATIONS

Overview

This CAPE DORY 28' TRAWLER w/Hard Top offers a very comfortable layout configuration for fun cruising adventures with family and friends. Her 9' 11" beam creates a very large feel throughout the boat and also helps to deliver her very stable ride on her semi displacement hull. The large keel is designed to fully protect the prop should you venture into shallow waters. The extra large windshield and windows also help to create a nice open feeling onboard this boat. Also included is a large aft Bimini Top for the aft deck cockpit area. Inside you will find an L-shaped salon seating; Dinette Table; Privacy Head with Sink, Vanity, Shower and Marine Head with Holding Tank; Teak and Holly Sole; Forward V-Berth with Hanging Locker; Port Storage (under seat); Starboard Storage (bulkhead); ample storage throughout the Galley; LP Gas 2-Burner Stove; Ice Box; and ample lighting.

ELECTRONICS & ADDITIONAL FEATURES:

This Cape Dory also features a Borg Warner Transmission; JRC Radar and Plotter; Standard Horizon VHF Marine Radio; Saturn Compass; and 8' Fiberglass Dingy; Jensen AM/FM/CD Player; Standard Cape Dory Trawler Helm Instrumentation; All Safety Gear and Fireboy System.

Basic Information

Category: Trawler

Model Year: 1985

Year Built: 1985

Country: United States

Dimensions

LOA: 28' 0" (8.53m)

Beam: 9' 11" (3.02m)

Max Draft: 2' 11" (0.89m)

Speed, Capacities and Weight

Cruise Speed: 8 Kts. (9 MPH)

Max Speed: 8 Kts. (9 MPH)

Displacement: 8000 Pounds

Water Capacity: 90 Gallons

Holding Tank: 20 Gallons

Fuel Capacity: 120 Gallons

Hull and Deck Information

Hull Material: Fiberglass

Engine Information

Engines: 1



Manufacturer: westerbeke


Model: W100

Engine Type: Inboard

Fuel Type: Diesel

PHOTOS







CONTACTS

Andrey Shestakov, leading yacht broker of the sales department of Shestakov Yacht Sales Inc. Shestakov Yacht Sales Inc., the official representative of the Miami/Fort Lauderdale FL headquarters.

Contact details

Email: **andrey@shestakovyachtsales.com**

Web: shestakovyachtsales.com/en/

Telephones

USA: **+1(954)274-4435**

Office hours

Monday – Saturday: **9:00 - 21:00 EDT**

Sunday: **closed**

Address



Harbour Towne Marina, 850 NE 3rd St,
STE 213, Dania, FL 33004