

EL JEFE — TOLLYCRAFT



Судостроитель: TOLLYCRAFT

Год постройки: 1990

Модель: Моторная яхта

Цена: ЦЕНА ЯХТЫ ПО ЗАПРОСУ

Местонахождение: United States

Длина общая: 44' 0" (13.41m)

Ширина: 14' 8" (4.47m)

Макс. осадка: 3' 6" (1.07m)

Купить **El Jefe — TOLLYCRAFT** а также выбрать подходящую вам яхту из нашего **каталога яхт** вам поможет опытный яхтенный брокер Андрей Шестаков. На сегодняшний день компания **Shestakov Yacht Sales Inc.** имеет большое количество яхт в **собственном списке продаж**, а также тесно сотрудничает со всеми крупными **яхтенными производителями** по всему миру.

Для того чтобы купить яхту **El Jefe — TOLLYCRAFT** а также проконсультироваться по любому вопросу связанному с покупкой, продажей, чартером яхт позвоните по телефону **+7(918)465-66-44**.

ОГЛАВЛЕНИЕ

ОГЛАВЛЕНИЕ	2
ХАРАКТЕРИСТИКИ	3
Обзор	3
Основная информация	11
Размеры	11
Скорость, вместимость и масса	11
Размещение	11
Корпус и палуба	11
Информация о двигателе	12
ФОТОГРАФИИ	13
КОНТАКТЫ	15
Контактная информация	15
Телефоны	15
Время работы	15
Адрес	15

ХАРАКТЕРИСТИКИ

Обзор

The 44 Tollycraft CPMY is a very well designed and manufactured yacht that has gained widespread respect for its cruising and livability characteristics. A full beam master stateroom aft and spacious guest cabin forward each have a full ensuite head. The salon offers plenty of room and access to the forward facing breakfast bar opposite the lower helm station to starboard.

The large sundeck has a fiberglass top with side curtains. A ladder from the sun deck leads down to the cockpit that has a transome door, hot/cold shower and a storage lazarette.

Steps from the sun deck lead up to the flybridge where two captains chairs face the controls and electronics. A "L" shaped seat with storage underneath provides additional seating. The flybridge is fully enclosed.

Low hours on the twin 6V53 (Turbo) 400 HP each diesels in excellent condition.

Boat Name "El Jefe" **Dimensions** LOA: 44 ft 2 in Beam: 14 ft 8 in Maximum Draft: 3 ft 6 in Bridge Clearance: 16 ft 6 in Dry Weight: 28000 lbs **Engines** Engine 1: Engine Brand: Detroit6V53 Year Built: 1990 Engine Model: 6V53 (Turbo) Engine Type: Inboard Engine/Fuel Type: Diesel Location: Port Engine Hours: 1498 Engine(s) Total Power: 400 HP Engine 2: Engine Brand: Detroit Year Built: 1990 Engine Model: 6V53 (Turbo) Engine Type: Inboard Engine/Fuel Type: Diesel Location: Starboard Engine Hours: 2360 Engine(s) Total Power: 400 HP **Tanks** Fresh Water Tanks: (120 Gallons) Fuel Tanks: (540 Gallons) Holding Tanks: 2 (20 Gallons) **Accommodations** Number of double berths: 4 Number of cabins: 2 Number of heads: 2 **Electrical Equipment** Electrical Circuit: 110V **Outside Equipment/Extras** Electric windlass

ACCOMMODATIONS

Entry is made through the sliding door on the starboard side into the main salon. The lower helm station is located at that point of entry, opposite the breakfast bar overlooking the galley down to port. A couch that converts to a double berth and a telescoping double leaf table rest upon beige carpeting in the salon.

Opposite the galley to starboard, is a dining table with seating fore and aft.

The guest cabin with large V-berth is forward as well as the forward head.

A few steps down from the salon aft leads to the master stateroom with a centerline

queen berth accessible from both sides. More than ample storage is on both sides with a dressing vanity on the port side. The master head with separate shower stall completes this terrific owner's cabin.

From the main salon three easy steps take you up to the sundeck with the solid overhead, deck chairs, storage box and access to the wide side decks with tall, secure rails. Up a few steps and you are on the flybridge with the helm station, two captain chairs and an L shaped seating bench -- a great place for enjoying the view and the fun!

Down the short ladder from the sundeck you step onto the aft cockpit. This feature gives you access for line handling while docking and access to water sports or bringing your favorite catch aboard through the transom door.

SALON

The salon is spacious, bright with natural light, provides direct access to the master stateroom, galley, dinette and sundeck. Two access panels in the salon floor provide ample access to the well configured and clean engine room.

Lower helm station to starboard

Sliding access door to starboard deck is at the helm station

All solid teak wood and cabinetry

Neutral upholstered queen sleeper sofa

Custom high/low drop leaf table

Breakfast bar with two custom stools w/ cushion tops

Raritan ice maker

Teak window blinds New 2006

Neutral carpeting new 2006

Sanyo AM/FM/CD player with speaker selection switch for 5 locations throughout the boat

MASTER STATEROOM

The full beam aft stateroom features a centerline queen size bed with storage below.

All soft white cabinetry and trim

Two large hanging closets

Built in chest with five drawers and two storage areas to port

Built in dresser with six drawers and dressing vanity to starboard

Mirror and studio lights at vanity

Wall mounted flat screen TV

Reading lights

CO monitor

Air conditioning control unit for separate master stateroom AC system

EN-SUITE MASTER HEAD

The en-suite head is in the forward starboard portion of the master stateroom.

Privacy door

Galley Maid electric head

Separate fiberglass stall shower with shower wand and glass door

Portal with drape

Vanity with cultured marble counter with sink and drawer below

Wall mounted mirror

Storage area above counter

VIP GUEST STATEROOM

The VIP guest Stateroom is forward of the galley and dinette and includes an en-suite head.

A large V berth converts to a queen with the filler cushion in place.

All soft white cabinetry and trim

Large hanging locker

Two sets of drawers

Cabinet

Mirror backed storage ledges above V berth

Mirror bulkhead

Reading lights

Opening ports w/curtains

Overhead hatch

Separate air conditing controls for forward AC system

Overhead rod holders

EN-SUITE GUEST HEAD

Vanity with cultured marble counter with sink and storage below

Storage area above counter

Faucet with convenient hand held shower

Electric Galley Maid head

Hot & cold pressure water

Wall mounter mirror

Portal with drape

Privacy door

GALLEY

The U shaped galley is down to port forward of the main salon. The breakfast bar is positioned above the aft end of the galley, easily accessible for serving food and drinks.

Teak floor

Nova Kool refrigerator with freezer NEW 2010

Princess Three burner electric stove with wood cutting board cover

Sharp convection / microwave oven built in under the stove

Counter with double stainless steel sinks

Hot & cold pressurs water

Upper storage

Lower storage and drawers

Window and drape

Coffee maker

Toaster

DINETTE

The dinette is down to starboard directly across from the galley.

Comfortable and convenient booth style dinette with cream colored leather upholstery.

Large adjustable table drops to convert this area to a double berth.

Storage

Wall mounted adjustable lighting

Window with drapes

SUNDECK & AFT COKPIT

Sundeck

The sundeck is accessed through a bifold smoke lexan door leading from the salon as well as the port and starboard side decks. It also provides access to the flybridge.

Fiberglass hard top on which is mounted the dingy and dingy hoist/ davit.

Dock box with cushioned seating cover.

Deck chairs

Radar arch

Toe rail teak covers throughout

Aft Cockpit

The aft cockpit maked docking easy!

Transome door

Swim platform and ladder

Hot & cold shower unit

Dock lines and fenders

Propane BBQ grill on transom

FLYBRIDGE

Bimini top with full enclosures NEW 2009

Captain and companion chairs with covers

L-shaped cushioned bench seating

Navigation and systems controls (see Electronics & Navigation Equipment)

ELECTRONICS & NAVIGATION EQUIPMENT

LOWER STATION

Raymarine E-80 Color GPS/ Plotter / 24 Mile Color Radar NEW 2006

Robertson Autopilot AP26

Furuno RD30 Depth and Wind

ICOM VHF radio

Rirchie compass

FLYBRIDGE STATION

Raymarine E-120 Color GPS / Plotter / 24 mile Color Radar and Weather Module

installed NEW in 2006

Simrad Robertson AP26 Auto Pilot

ICOM M602 VHF Radio

Furuno GPS / WAS Navigator

ELECTRICAL

Three 8D GA3317 batteries New 2013 (1) for each diesel engine, (1) house

New electrical wiring and feeds, parallel switches installed in engine room

Kohler 8KW Generator with Sound Shield in lazarette - 1300 hours

Battery charger NEW 2011

Battery parallel switch

AC electrical system

DC electrical system

One 50 AMP dockside electrical cable

MECHANICAL EQUIPMENT

Twin 400 HP Detroit 6V53 (turbo) diesel engines

Maxwell electric windlass

Three Marine Air AC systems wit separate control units

Micro Commander electronic engine controls at upper and lower stations

Hard wired electronic engine gages NEW 2009

Air Seps for both engines

Primer pumps installed for Diesel engines and Generator

Fire Boy fire extinguishing system NEW 2010

Dripless shaft seals

Bennett trim tabs

Extra set of three blade props and shaft

Water heater NEW 2008

Coast Guard Safety Gear

Nautical Structures Dingy Davit System on aft deck hard top

Carib 10.5 ft Hard Bottom Dingy NEW 2006

Honda Outboard Motor New 2006

Central vacuum system

DECK AND HULL

Bruce anchor on pulpit / windlass; 300ft chain

Danforth anchor on pulpit / windlass; 30ft chain, 300ft rhode

Danforth spare anchor and rhode in aft cockpit

Wide side decks

Stainless steel handrails & deck hardware

Custom window covers NEW 2006

Foredeck sunpad

Bow pulpit

Saltwater washdown fore & aft

Jabsco remote searchlight

Horn

Fenders & lines

Teak rails with Sunbrella covers

Основная информация

Тип судна: Моторная яхта

Подкатегория: Кубрик

Модельный год: 1990

Год постройки: 1990

Страна: United States

Открытая палуба мостика: Да

Кубрик: Да

Размеры

Длина общая: 44' 0" (13.41m)

Ширина: 14' 8" (4.47m)

Макс. осадка: 3' 6" (1.07m)

Трапы: 16' 6" (5.03m)

Скорость, вместимость и масса

Водоизмещение: 28000 Pounds

Вместимость воды: 120 Gallons

Вместимость сточного бака: 20
Gallons

Объем топливного бака: 540
Gallons

Размещение

Всего кают: 2

Корпус и палуба

Материал корпуса: Fiberglass

Информация о двигателе

Двигатели: 2




Производитель: Detroit Diesel



Модель: 6V53

Тип двигателя: Inboard

Тип топлива: Diesel

ФОТОГРАФИИ





КОНТАКТЫ

Андрей Шестаков (Andrey Shestakov) – ведущий яхтенный брокер отдела продаж яхт и судов компании Shestakov Yacht Sales Inc. Официальный представитель Shestakov Yacht Sales Inc. для русскоговорящих клиентов в центральном офисе компании в Майами/Форт Лодердейл/Флорида/США.

Контактная информация

Email: **andrey@shestakovyachtsales.com**

Web: **shestakovyachtsales.com**

Телефоны

Краснодарский край: **+7(918)465-66-44**

США, Майами, Флорида: **+1(954)274-4435**

Время работы

Понедельник – Суббота: **9:00 - 21:00** EDT

Воскресенье: **Закрето**

Адрес



Harbour Towne Marina, 850 NE 3rd St, STE 213, Dania, FL 33004