

BY GRACE * (NAME RESERVED) — INACE



Builder: [INACE](#)

Year Built: 1999

Model: Motor Yacht

Price: PRICE ON APPLICATION

Location: United States

LOA: 100' 0" (30.48m)

Beam: 24' 0" (7.32m)

Min Draft: 6' 3" (1.91m)

Max Draft: 6' 3" (1.91m)

Cruise Speed: 12 Kts. (14 MPH)

Max Speed: 18 Kts. (21 MPH)

Our experienced yacht broker, Andrey Shestakov, will help you choose and buy a yacht that best suits your needs **BY GRACE * (Name Reserved) — INACE** from **our catalogue**. Presently, at **Shestakov Yacht Sales Inc.**, we have a wide variety of yachts available on **our sale's list**. We also work in close contact with all the big **yacht manufacturers** from all over the world.

If you would like to buy a yacht **BY GRACE * (Name Reserved) — INACE** or would like help answering any questions concerning purchasing, selling or chartering a yacht, please call **+1(954)274-4435**

TABLE OF CONTENTS

TABLE OF CONTENTS	2
SPECIFICATIONS	5
Overview	5
Basic Information	5
Dimensions	5
Speed, Capacities and Weight	5
Accommodations	6
Hull and Deck Information	6
Engine Information	6
DETAILED INFORMATION	7
Overview	7
Aft Deck	7
Salon And Dining	7
Starboard Foyer	7
Day Head	8
Galley	8
Master Stateroom	8
Skylounge And Wheelhouse	8
Boat Deck	8
Top Deck	8
Forward Guest Stateroom	9
Starboard Guest Stateroom	9
Port Guest Stateroom	9
VIP Guest Stateroom Aft	9
Electronics And Navigational Equipment	9
Entertainment Electronics	10
Electrical System	10
Deck Equipment	10

Mechanical	10
Safety Equipment	10
Broker Comments	11
Exclusions	11
Exclusions	11
Disclaimer	11
PHOTOS	12
Main Salon	12
Main Salon	12
Main Salon	12
Salon Bar	12
Formal Dining	12
Formal Dining	12
Galley	12
Foyer	12
Master Stateroom	13
Master Stateroom	13
Master Jacuzzi Bath with Seperate Shower	13
Aft Deck	13
Aft Deck	13
Skyounge	13
Skyounge	13
Skyounge Bar	13
Wheelhouse	14
Panoramic Sun Deck	14
Panoramic Sun Deck	14
Lower Foyer	14
Guest Suite	14
Guest Bathroom	14

Guest Bathroom	14
Guest Suite	14
Guest Suite	15
Guest Bathroom	15
Twin Bunk Stateroom	15
Twin Bathroom	15
Crew Accommodations	15
Crew Galley	15
Engine Room	15
Engine Room	15
Bridge Deck with 4 Chaise Loungers	16
Bridge Deck with 4 Chaise Loungers	16
BY GRACE 100' At Anchor with Toys	16
General Arrangement	16
CONTACTS	17
Contact details	17
Telephones	17
Office hours	17
Address	17

SPECIFICATIONS

Overview

BY GRACE is one of the largest volume yachts in her class and category. She offers five state rooms including a master on the main deck, full walk around decks, and a tri-deck configuration with a skylounge, separate wheelhouse and a flybridge above. She is a great boat for someone with limited dockage and a big family, or who likes to go cruising with eight friends. Also ideally suited for charterers looking for a five stateroom yacht which can typically be larger and therefore more costly.

Basic Information

Category: Motor Yacht

Sub Category: Semi-Displacement

Model Year: 1999

Year Built: 1999

Refit Year: 2009

Country: United States

Fly Bridge: Yes

Dimensions

LOA: 100' 0" (30.48m)

LWL: 89' 5" (27.25m)

Beam: 24' 0" (7.32m)

Min Draft: 6' 3" (1.91m)

Max Draft: 6' 3" (1.91m)

Speed, Capacities and Weight

Cruise Speed: 12 Kts. (14 MPH)

Cruise Speed RPM: 10 Kts.

Cruise Speed Range: 1600

Max Speed: 18 Kts. (21 MPH)

Displacement: 250000 Pounds

Gross Tonnage: 210 Pounds

Water Capacity: 1200 Gallons

Fuel Capacity: 8000 Gallons

Accommodations

Total Cabins: 5

Sleeps: 10

Crew Cabin: 3

Crew Berths: 4

Crew Sleeps: 6

Hull and Deck Information

Hull Material: Aluminum

Hull Configuration: Semi-Displacement

Hull Designer: Overing Yacht Design

Exterior Designer: Overing Yacht
Design

Interior Designer: Salow Of Cas
Design Group

Engine Information

Engines: 2

Manufacturer: Caterpillar

Model: C32 ACERT

Engine Type: Inboard

Fuel Type: Diesel

DETAILED INFORMATION

Overview

BY GRACE is a large volume boat that has a very successful charter record. With her five stateroom layout and master on deck she has produced an impressive charter return for a 100' tri-deck. Her common areas are light and bright and consistent throughout. The staterooms are large for a boat of her size, and each one has decor from a different region of the world. On her three decks she offers numerous areas to socialize, enjoy a cocktail, dine and enjoy sun. The walk-around decks on the main deck allow discreet service from a professional crew, ensuring privacy for guests. The Overing design group produced a truly one of a kind yacht that works equally well for both chartering and owner use.

Aft Deck

The aft deck has teak decking and entrances to port and starboard with stairs leading to aft to a transom door. A stairway to port leads up to the boat deck. Two granite surfaced tables have a full length built in settee facing forward, and five wicker chairs to relax in or pull up to the tables for dining. There are lights overhead.

Salon And Dining

One enters the main salon through double heavy aluminum doors into the main and dining salon. To starboard there is a game table for four upholstered chairs. To port there is club chair, an L-shaped sofa and upholstered ottomans. Next forward is a full wet bar with four upholstered bar stools and built in liquor storage. Behind the bar is an ice maker, refrigeration. To port is the dining table with seating for ten. Surrounding the table are lockers with storage for china, crystal and service items. On the forward bulkhead there is a buffet with two large prints above. This room is lighted by numerous overhead lights and a chandelier over the dining table. The windows are covered with silhouette blinds and fabric window coverings.

Starboard Foyer

The starboard foyer has marble flooring has an inlaid compass rose, and the same maple paneling and rosewood detailing present in all common areas. The brass railings lead down to the guest accommodations or up the sky lounge and wheelhouse. To either side of the foyer door is shelved storage for shoes.

Day Head

The day head is located at the forward end of the foyer and has a complimentary checkered marble floor. The maple paneling, gold fixtures and sink are elegant and a perfect match to the rest of the common areas.

Galley

The galley is located on the port side forward of the dining salon. This is a professional galley with large windows, and works quite efficiently. There is a crew door that leads out to the side decks.

Master Stateroom

Next forward and through beveled glass doors is the master suite. The hand carved king sized bed with canopy faces aft, and has with a full width hanging locker behind it. There are dressers on either side of the master bed, and a TV and stereo are built in on the after end of the suite. To port is the master bath with Jacuzzi tub, a large glass enclosed shower with an adjustable body bar, and his and hers lighted etched glass sinks with 24K gold fixtures.

Skylounge And Wheelhouse

At the top of the stairs, forward through two doors which facilitate night time running, is the wheelhouse. Two leather upholstered chairs at the helm overlook the navigational instruments. Aft is a bench seat for two. The helmsman has a perfect view forward, and a closed circuit television provides views of the aft deck camera and engine room. Aft of the helm is the sky lounge and bar featuring three bar stools, a mosaic topped marble table for four, a leather sofa, two chairs and a cocktail table. The copper bar features an ice maker, drinks fridge and sink and plenty of storage.

Boat Deck

Aft of the skylounge is the boat deck which features a semi-circular settee, two tables and storage below. Next aft is storage for two jet skis and a tender. With the 20' Caribe tender launched, this area accommodates four adjustable lounge chairs for relaxation.

Top Deck

To starboard on the boat deck is a teak tread companionway leading to the upper deck.

To starboard on the boat deck is a teak deck compartment leading to the upper deck. Three upholstered helm chairs and center line helm stations provide 360 degree views underway. Next aft is a center line granite topped bar with four bar stools, a fridge, a sink and storage below. To starboard there is a large grill, and aft is a semi-circular settee.

Forward Guest Stateroom

The Coral Suite is all the way forward and is full width. The adobe walls and nooks and crannies house the pottery and artifacts that adorn this room. The center-line queen sized bed has storage on either side and drawers below. A large hanging locker is to starboard. The bath is entered aft through a hand carved door and features custom ceramic tile and a Jacuzzi tub. Next aft is a laundry room with plenty of storage.

Starboard Guest Stateroom

Next aft is the Shoji Suite featuring lacquered woodwork and shoji screens that filter the light from the stateroom's port holes. There is athwartships queen sized bunk to port, and there is a large hanging locker behind the forward bulkhead. A desk is located to starboard along the same bulkhead. The ensuite bath is located aft and features a walk-in shower.

Port Guest Stateroom

Across the lower foyer is the children's room, an oasis of bright colors. This cabin features bunk beds, and a colorful side table and a hanging locker are located outboard. A television with satellite service and a DVD are installed. Through a submarine door is an ensuite bath that features a Jacuzzi tub.

VIP Guest Stateroom Aft

All the way aft is the Neptune Suite featuring a queen sized forged iron bunk with old world detail. The hull side ports have shear blinds and opulent curtains that make them look like windows one would find in an elegant old mansion. The desk and dresser are located on the forward bulkhead, and the hanging locker is located to starboard of the bed. The ensuite bath is located to starboard, and features double sinks and a Jacuzzi tub.

Electronics And Navigational Equipment

- Furuno 72 mile radar • Furuno 48 mile radar • Raymarine A60 GPS • Icom SSB radio • (2) Icom VHF radios • Robertson autopilot • (2) Seahail loudhailers • Motorola marine cell phone • KVH V7 Internet • Panasonic telephone • Intercom system throughout • Brooks and Gatehouse depth, speed & water temp • Datamarine depthsounder • (4) Elbex surveillance cameras • Navtex chart plotter • KVH Tracvision stabilized satellite TV w/nine receivers & GLA

Entertainment Electronics

- WiFi and internet • CD cassette w/surround sound (salon), Ipod dock can be split to aft deck • 46" television (skylounge) • iPod dock, DSS/DVD/CD/stereo w/Bose speaker system (skylounge, boat deck, flybridge) • 27" television (Master SR) • TV/DSS/DVD/CD/stereo w/surround sound (all staterooms) • Play Station (Coral Suite) • Wii (skylounge)

Electrical System

- Kilopak 55 kW port generator (21,000 hours as of 11/2017; rebuilt at 14,425 hours)
- Kilopak 55 kW stbd generator (22,000 hours as of 11/2017; rebuilt at 14,574 hours)
- Newmar battery charger • Dekka batteries • (2) 100' 100 amp single phase shore power cables w/3 phase adapters

Deck Equipment

- (2) Muir 2500 lb anchor windlasses • (2) Pool 90 kg anchors w/300' chain each • Nautical Structures 2,500 lb crane

Mechanical

- Twin Caterpillar C32 ACERT main engines at 1800hp • ZF BW 196P transmissions 3.437:1 ratio • DeAngelo dry cowl exhaust for main engines • Kobelt 5hp hydraulic steering pumps • Naiad stabilizers with digital controllers • American Bow Thruster 53 hp • Sea Recovery Aqua Whisper 1600 gpd watermaker • (2) Aqua Air 5 ton reverse cycle AC chillers • (1) MarineAir 5 ton reverse cycle AC • (1) Quincy $\frac{3}{4}$ hp air compressor • (1) Marathon 1 $\frac{1}{2}$ hp air compressor • Alfa Laval fuel centrifuge system

Safety Equipment

- (8) 5 lb ABC fire extinguishers • (3) CO2 fire extinguishers • (1) 10 lb ABC fire extinguisher • (2) 16 person life rafts • (1) life ring with smoke & light • (1) life ring • (1) 406 EPIRB • (28) adult pfd's • (2) child pfd's • (2) youth pfd's • Marine medical kit

- Oxygen tank • Defibulator • Neck brace • Spine board

Broker Comments

BY GRACE is one of the largest volume yachts in her class and category. She offers five state rooms including a master on the main deck, full walk around decks, and a tri-deck configuration with a skylounge, separate wheelhouse and a flybridge above. She is a great boat for someone with limited dockage and a big family, or who likes to go cruising with eight friends. Also ideally suited for charterers looking for a five stateroom yacht which can typically be larger and therefore more costly.

Exclusions

The name BY GRACE is reserved. Owner's personal effects and all items not specifically shown on this listing sheet are excluded.

Exclusions

Owner's personal belongings.

Disclaimer

The Company offers the details of this vessel or yacht in good faith but cannot guarantee or warrant the accuracy of this information nor warrant the condition of the vessel. A buyer should instruct his representatives, agents, or his surveyors, to investigate such details as the buyer desires validated. This vessel or yacht is offered subject to prior sale, price change, or withdrawal without notice.

PHOTOS

Main Salon



Main Salon




Main Salon




Salon Bar




Formal Dining



Formal Dining



Galley



Foyer




Master Stateroom



Master Stateroom




Master Jacuzzi Bath with Seperate Shower



Aft Deck




Aft Deck



Skylounge



Skylounge



Skylounge Bar



Wheelhouse



Panoramic Sun Deck



Panoramic Sun Deck



Lower Foyer



Guest Suite



Guest Bathroom



Guest Bathroom



Guest Suite



Guest Suite



Guest Bathroom



Twin Bunk Stateroom



Twin Bathroom



Crew Accommodations



Crew Galley



Engine Room



Engine Room



Bridge Deck with 4 Chaise Loungers



Bridge Deck with 4 Chaise Loungers



BY GRACE 100' At Anchor with Toys



General Arrangement



CONTACTS

Andrey Shestakov, leading yacht broker of the sales department of Shestakov Yacht Sales Inc. Shestakov Yacht Sales Inc., the official representative of the Miami/Fort Lauderdale FL headquarters.

Contact details

Email: **andrey@shestakovyachtsales.com**

Web: shestakovyachtsales.com/en/

Telephones

USA: **+1(954)274-4435**

Office hours

Monday – Saturday: **9:00 - 21:00** EDT

Sunday: **closed**

Address



Harbour Towne Marina, 850 NE 3rd St, STE 213, Dania, FL 33004