

## NO NAME — CONSTELLATION YACHTS



**Builder:** CONSTELLATION YACHTS

**Year Built:** 2013

**Model:** Catamaran

**Price:** PRICE ON APPLICATION

**Location:** United States

**LOA:** 70' 0" (21.34m)

**Beam:** 34' 0" (10.36m)

**Min Draft:** 3' 0" (0.91m)

**Max Draft:** 3' 0" (0.91m)

**Cruise Speed:** 10 Kts. (12 MPH)

**Max Speed:** 12 Kts. (14 MPH)

Our experienced yacht broker, Andrey Shestakov, will help you choose and buy a yacht that best suits your needs **No Name — CONSTELLATION YACHTS** from **our catalogue**. Presently, at **Shestakov Yacht Sales Inc.**, we have a wide variety of yachts available on **our sale's list**. We also work in close contact with all the big **yacht manufacturers** from all over the world.

If you would like to buy a yacht **No Name — CONSTELLATION YACHTS** or would like help answering any questions concerning purchasing, selling or chartering a yacht, please call **+1(954)274-4435**

---

# TABLE OF CONTENTS

---

TABLE OF CONTENTS	2
SPECIFICATIONS	3
Overview	3
Basic Information	3
Dimensions	3
Speed, Capacities and Weight	3
Accommodations	3
Hull and Deck Information	4
Engine Information	4
DETAILED INFORMATION	5
Vessel Walk Through	5
Features	5
Speed & Range	6
Deck Equipment	6
Deck	7
Hull	7
Description of Interior Finish	7
Exclusions	8
Disclaimer	8
PHOTOS	9
CONTACTS	14
Contact details	14
Telephones	14
Office hours	14
Address	14

---

# SPECIFICATIONS

---

## Overview

---

This sailing yacht was designed by Walter Schurtenberge to be a very fast, comfortable and spacious long distance cruiser. With blue water passage-making in mind, the Constellation is equipped with every imaginable amenity for comfort at sea and in port. True to the conceptual design, she combines high performance sailing with comfort and luxury.

## Basic Information

---

**Category:** Catamaran

**Model Year:** 2013

**Year Built:** 2013

**Country:** United States

## Dimensions

---

**LOA:** 70' 0" (21.34m)

**Beam:** 34' 0" (10.36m)

**Min Draft:** 3' 0" (0.91m)

**Max Draft:** 3' 0" (0.91m)

## Speed, Capacities and Weight

---

**Cruise Speed:** 10 Kts. (12 MPH)

**Max Speed:** 12 Kts. (14 MPH)

**Displacement:** 54000 Pounds

**Water Capacity:** 590 Gallons

**Fuel Capacity:** 470 Gallons

## Accommodations

---

**Total Cabins:** 4

**Sleeps:** 6

**Total Heads:** 4

---

## Hull and Deck Information

---

**Hull Material:** Fiberglass

---

## Engine Information

---

**Engines:** 2

**Manufacturer:** Yanmar

**Model:** 4 Cyl

**Engine Type:** Inboard

**Fuel Type:** Diesel

---

# DETAILED INFORMATION

---

## Vessel Walk Through

---

The 70' Constellation will turn heads when it arrives at any world destination. Its sleek profile executes performance even at dockside. The vessel's massive side decks allow for easy boarding. The two aft hull sponsors can provide quick access to swimmers. The cockpit is reached by wide staircases off the port and starboard decks. The massive cockpit can entertain dozens of guests or provide enough room for a huge dining table and chairs.

The salon has a unique double pocket door setup which when fully opened provides an unobstructed view aft. When entering the salon your first impression is awe from the sheer volume of open space. The entire sole is covered in Bamboo. The overhead is a light colored sectional with accent lighting. Immediately to port aft is the U-shaped galley. Mahogany countertops and accents give a rich look. Some key features include BOSCH refrigerator, dish washer, microwave, stove top, and double side by side sink. Forward is a massive U-shaped settee which can easily seat 12. Across to starboard is a Navigator Station Forward, which also houses the A/C D/C distribution panel. Starboard aft is the dining area. The entire salon bounds with light from two tiered window sections port and starboard. There is also a full view forward which also features tempered glass with a light tint to dissipate heat.

The port hull sponsor consists of two cabins, two heads and one laundry room with BOSCH washer and dryer. The forward cabin has an elevated Queen Berth with an unobstructed view forward. The Head features electric flush toilets, stall shower with multiple spray nozzles and glass pedestal sink.

The aft cabin has a queen berth, abundance storage and quick access to the salon. There is also another full head with a second door to the salon for day head access.

The starboard hull sponsor also has two cabins and two heads with the same layout except there is a large office/ study.

Port and starboard aft wing stations allow for easy piloting on either side of the vessel. The forward deck is massive and can safely seat a dozen.

---

## Features

---

In order to achieve our performance goals this high tech vessel is built with the most modern lightweight materials, i.e. carbon fiber and glass fiber over foam core and honeycomb core using exclusively epoxy resins. This yacht is designed for true offshore sailing in heavy weather around the world. Constellation is the ideal vehicle for

circumnavigation or for use as a luxury charter yacht.

In the creation of the s/v Constellation the desire was to create a beautiful and luxurious yacht, while at the same time minimizing the maintenance and upkeep. For this reason there was no teak decking on the outside and only the highest quality two-part polyurethane paints. The windows are made of tempered glass and will never scratch. All deck hardware is top of the line from Harken and Lewmar.

The design was to keep optimal functionality and ease of handling in mind. There are two helm stations outside and one inside at the chart table. Navigation, wind instrumentation and steering is at all 3 stations. All ropes and lines lead to both port and starboard helm, meaning that the vessel can be operated from either helm. The lay-out of the deck is such that she can be singlehanded by an experienced sailor.

This yacht has a tremendous amount of deck space and your guests can chose between sunbathing on the decking, laying on the forward trampoline or relaxing in the shade.

## Speed & Range

---

- Sailing on a Beam Reach with 30 kts wind = 25 kts boat speed
- Sailing on a Beam Reach with 20 kts wind = 21 kts boat speed
- Sailing on a Beam Reach with 15 kts wind = 17 kts boat speed
- Sailing on a Beam Reach with 10 kts wind = 14kts boat speed
- Motoring 12 kts the range is 520 nm (1400 nm with optional tank)
- Motoring 10 kts the range is 700 nm (1850 nm with optional tank)
- Motoring 8 kts the range is 1040 nm (2800 nm with optional tank)

## Deck Equipment

---

- 3 Forward Bomar deck hatches
- 2 Stainless steel ship helm wheels
- 2 Aft Bomar deck hatches
- 2 Sliding pocket doors to salon from aft deck
- 8 Harkin winches
- 2 Harkin roller furlings
- Harkin bat car system
- 1 Harkin main sheet track
- Harkin jib sheet tracks
- 2 Anchor lift/ windlasses
- 66 lbs Delta Anchor- 2x 150' Chain

---

## Deck

---

### Main Deck:

- Large Salon
- Dining area
- Galley
- Nav Station

### Aft Deck:

- Large covered after deck with table and seating

### Forward Deck:

- Anchor Lockers

---

## Hull

---

### Port Hull:

- 1 Master Cabin with private head
- Office adjacent to master cabin
- 1 Guest Cabin with private head
- Engine Room with Lazrette

### Starboard Hull:

- 2 Guest Cabins each with private heads
- Laundry Room
- Engine Room and Lazrette

---

## Description of Interior Finish

---

- The vessel's interior is entirely finished in Honduras Mahogany and Anegre. All flooring and horizontal surfaces are bamboo. All overhead and ceilings are finished with marine grade fabric.
- The entire vessel is fully air-conditioned and heated with individual temperature control in each cabin.
- Salon with upholstered settee, mahogany coffee table, 2 custom arm chairs & optional 40" LCD TV that retracts into the ceiling
- Galley with, mahogany counter tops, 36" household size Bosch refrigerator/ freezer with ice maker, water & ice dispenser, 4-burner Bosch electric stove, Bosch convection

oven/ microwave, Bosch dishwasher & double sink, lots of storage

- Mahogany dining table & 6 custom chairs
- Nav Station with full size chart table and large instrument board, breaker panel, space for 2 or 3 LCD displays & additional electronics
- 1 Master Cabin with a king size bed, hanging locker, closet, vanity with drawers, private bathroom with glass sink and 6-jet shower tower, and a head with Duo-Flush system
- Office with desk, filing cabinets & library adjacent to Master Cabin
- 1 Guest Cabin with a king size bed, hanging locker, closet, vanity with drawers, private bathroom with glass sink and 6-jet shower tower, and a head with Duo-Flush system
- 2 Guest Cabins each with a queen size bed, hanging locker, closet, vanity with drawers, private bathroom with glass sink and 6-jet shower tower, and a head with Duo-Flush system
- Laundry room with Bosch washer/ dryer, linen lockers and ironing surface
- LED lighting throughout the boat
- Pressure Water System hot & cold throughout

## Exclusions

---

Owner's personal belongings.

## Disclaimer

---

The Company offers the details of this vessel or yacht in good faith but cannot guarantee or warrant the accuracy of this information nor warrant the condition of the vessel. A buyer should instruct his representatives, agents, or his surveyors, to investigate such details as the buyer desires validated. This vessel or yacht is offered subject to prior sale, price change, or withdrawal without notice.







---

# PHOTOS


---











# CONTACTS

---

Andrey Shestakov, leading yacht broker of the sales department of Shestakov Yacht Sales Inc. Shestakov Yacht Sales Inc., the official representative of the Miami/Fort Lauderdale FL headquarters.

## Contact details

---

Email: **andrey@shestakovyachtsales.com**

Web: [shestakovyachtsales.com/en/](http://shestakovyachtsales.com/en/)

## Telephones

---

USA: **+1(954)274-4435**

## Office hours

---

Monday – Saturday: **9:00 - 21:00** EDT

Sunday: **closed**

## Address

---



Harbour Towne Marina, 850 NE 3rd St, STE 213, Dania, FL 33004