

SOLEO — PRINCESS YACHTS



Судостроитель: PRINCESS YACHTS

Год постройки: 2010

Модель: Мега-яхта

Цена: ЦЕНА ЯХТЫ ПО ЗАПРОСУ

Местонахождение: United States

Длина общая: 78' 0" (23.77m)

Ширина: 18' 9" (5.72m)

Мин. осадка: 5' 5" (1.65m)

Крейс. скорость: 34 Kts. (39 MPH)

Макс. скорость: 39 Kts. (45 MPH)

Купить **Soleo — PRINCESS YACHTS** а также выбрать подходящую вам яхту из нашего **каталога яхт** вам поможет опытный яхтенный брокер Андрей Шестаков. На сегодняшний день компания **Shestakov Yacht Sales Inc.** имеет большое количество яхт в **собственном списке продаж**, а также тесно сотрудничает со всеми крупными **яхтенными производителями** по всему миру.

Для того чтобы купить яхту **Soleo — PRINCESS YACHTS** а также проконсультироваться по любому вопросу связанному с покупкой, продажей, чартером яхт позвоните по телефону **+7(918)465-66-44**.

ОГЛАВЛЕНИЕ

ОГЛАВЛЕНИЕ	2
ХАРАКТЕРИСТИКИ	6
Основная информация	6
Размеры	6
Скорость, вместимость и масса	6
Размещение	6
Корпус и палуба	7
Информация о двигателе	7
ПОДРОБНОЕ ОПИСАНИЕ	8
Standard Equipment	8
Saloon and Dining	8
Cockpit	9
Galley	9
Master Suite	10
VIP Stateroom	10
Double Stateroom	10
Bunk Stateroom	11
Deck Fittings	11
Helm	11
Power and Drive Systems	12
Electrical Equipment	12
Fuel Systems	13
Water Systems	13
Исключения	13
Отказ от ответственности	13
ФОТОГРАФИИ	15
Soleo II	15
Soleo III	15

Aft Deck	15
Aft Deck II	15
Aft Deck III	15
Aft Deck IV	15
Aft Deck V	15
Aft Deck VI	15
Aft Deck VII	16
Aft Deck VIII	16
Aft Deck IX	16
Aft Deck X	16
Aft Dining	16
Aft Dining II	16
Aft Sundeck	16
Aft Sundeck II	16
Aft Deck Entertainment	17
Aft Deck Entertainment II	17
Open to Aft Deck	17
Saloon	17
Saloon II	17
Saloon III	17
Saloon IV	17
Saloon V	17
Saloon VI	18
Salonn VII	18
Saloon VIII	18
Dining for 8	18
Dining	18
Dining	18
Opening Skylight	18

Gangway Down Below	18
Galley	19
Galley II	19
Master Stateroom	19
Master Stateroom II	19
Master Stateroom III	19
Master Stateroom IV	19
Master Bath	19
VIP Stateroom	19
VIP Stateroom II	20
VIP Ensuite Head	20
Double Stateroom	20
Third Head	20
Bunk Stateroom	20
Bow	20
Bow II	20
Bow III	20
Bow IV	21
Bow V	21
Forward Sunpad	21
Forward Sunpad II	21
Helm	21
Helm II	21
Helm III	21
Aft Docking Station	21
Touchscreen Controls	22
Engine Room	22
Engine Room II	22
Engine Room III	22

Engine Room IV	22
ASea Power Conditioners	22
Doghouse	22
Doghouse II	22
Mooring Windlass	23
Aft Sunshade	23
Freshwater Shower	23
Hydraulic Swim Platform	23
Garage	23
Garage II	23
Williams 445 Jetboat	23
Twin Crew Berths	23
Crew Head	24
КОНТАКТЫ	25
Контактная информация	25
Телефоны	25
Время работы	25
Адрес	25

ХАРАКТЕРИСТИКИ

Основная информация

Тип судна: Мега-яхта	Модельный год: 2010
Год постройки: 2010	Страна: United States

Размеры

Длина общая: 78' 0" (23.77m)	Ширина: 18' 9" (5.72m)
Мин. осадка: 5' 5" (1.65m)	

Скорость, вместимость и масса

Крейс. скорость: 34 Kts. (39 MPH)	Макс. скорость: 39 Kts. (45 MPH)
Водоизмещение: 95000 Pounds	Вместимость воды: 245 Gallons
Вместимость сточного бака: 100 Gallons	Объем топливного бака: 1214 Gallons

Размещение

Всего кают: 4	Всего коек: 8
Спальные места: 8	Всего ком. состава: 4
Каюты экипажа: 1	Койки экипажа: 2
Спальных мест экипажа: 2	Комм. состав экипажа: 1

Корпус и палуба

Материал корпуса: FRP

Материал палубы: Teak and
Fiberglass

Цвет корпуса: Blue

Информация о двигателе

Двигатели: 2

Производитель: Caterpillar

Модель: C32 ACERT

Тип двигателя: Inboard

Тип топлива: Diesel

ПОДРОБНОЕ ОПИСАНИЕ

Standard Equipment

Power-assisted electro-hydraulic steering system Bow thruster 240kgf 24v DC/240v AC electrical system 240v shore power with 2 x 80-amp float battery chargers 220v/240v diesel generator (22.5kW) Full air conditioning Remote control electric anchor winch Electro-hydraulic trim tabs with indicators Autopilot VHF with DSC R/T Color radar with scanner and GPS/chart plotter (twin displays) Speed and distance log Echo sounder with alarm Remote control searchlight Combination microwave/conventional oven/grill Refrigerator (full height with deep freeze) Icemaker Dishwasher Cockpit wetbar with sink, top loading coolbox and electric barbecue Vacuflush toilets with holding tank Saloon LCD TV/DVD with surround-sound system Teak-laid transom platform/cockpit deck/steps to side decks Cockpit sunbed and cushions Double opening stainless steel framed saloon door with drop window Hard top with electrically operated sliding sunroof Electro-hydraulically opening garage with storage for tender or wetbike Transom door Transom platform with electro-hydraulic raise/lower mechanism Hot and cold transom shower Tonneau cover

Saloon and Dining

Through the triple sliding glass doors into the saloon continues to show class and elegance. White leather sofas, wenge floors, and the beautiful optional walnut finish compliment the area as inviting and warm. Extra large windows down the sides of the room further adds an airy, open feeling while inside. The opening aft bulkhead window and sliding doors keeps the flow from the outside in expanding the living space to the cockpit.

The hidden TV with Satellite and Bose Lifestyle 5.1 systems offers the entertainment for adding music to the atmosphere or watching movies. There is a drink fridge forward with glass and bottle storage.

Forward to port is formal dining for eight with white leather covered L-shape sofa and 4 chairs surrounding a beautiful walnut dining table.

Overhead is an opening skyroof. This is the width of the saloon and almost 8' long. Opening this allows the open sea air to flow through the yacht.

- U-shaped sofa with coffee table to starboard
- Port sofa
- Bar unit incorporating refrigerator, bottle and glass storage
- entertainment centre incorporating LeD TV/DVD/radio/MP3 with powered lift linked to surround sound system
- L-shaped dinette
- All windows in toughened safety glass
- electric opening window portside
- Blinds, curtains or sunscreens to all windows and doors
- Overhead downlighters and

concealed lighting • electrically operated opening roof • Double opening stainless-steel framed saloon door with drop window • Full air-conditioning

Cockpit

Stepping aboard *Soleo* you realize you are walking onto a large yacht. Up the steps leading to the open aft cockpit you are greeted with the perfect lounging area. Partially covered, a large bimini top extends for shading to the aft settee.

The aft cockpit produces a welcoming area to enter the boat and a great lounge while at the dock or under weigh. U-shaped seating around a teak table and L-shaped sofa to starboard. Port has the entertainment center with wet bar, chest refrigerator, and grill.

Further aft is a sunpad large enough for its own party. A hidden passerelle extends from under the step for Mediterranean docking.

- Teak decking • U-shaped seating/dining area with folding table and additional L-shaped seat with coffee table • cockpit wetbar with sink, top loading coolbox, electric barbecue, waste bin and stowage • sunbed aft • storage garage for dinghy/jet ski and general stowage with electro-hydraulic aft door and electric winch system for dinghy/jet ski retrieval • Life raft storage (for 2 x 8 man) • Access door to crew cabin • 220/240v shore support inlet • stowage lockers • stainless-steel grabrails • cockpit lighting • cockpit speakers linked to saloon surround sound system with local control • Twin cockpit gates leading to aft deck and to bathing platform with raise/lower facility (400kg capacity), hot and cold transom shower, foldaway swimming ladder and teak decking • Tonneau cover with zip door

Galley

Down the stairs to starboard is the galley finely appointed with beautiful marble countertops. The full galley has Vitrifrigo refrigerator and 2-drawer freezer along with a Vitrifrigo icemaker; twin stainless steel sinks with Franke faucet; Neff four-zone cooktop; Neff dishwasher; Panasonic microwave/convection oven; Bosch Exxcel washer/dryer combi unit.

- Granite/marble worktop • Four-zone ceramic hob • combination microwave/conventional oven with grill • icemaker • 8 place dishwasher • stainless-steel sinks with Monobloc mixer taps • Full height fridge/freezer • storage cupboards, drawers and lockers • Waste bin • combination washer/dryer and storage in lobby area • Air-conditioning

Master Suite

Moving aft is the Master Suite running the full beam of the yacht amidships. Large portlights bring in the outside and keep this bright and open. The island king sits on the forward bulkhead and with bedside tables on each side. The dressing table and walk in closet are to port. Starboard under the side windows is the chaise lounge.

A Samsung 31" TV and SAT TV with Bose 3.2.1 sound system.

Aft is the Master bath with beautiful marble floors and vanities. The towel warmer exemplifies the class throughout the yacht.

- Large double bed • Dressing table with chair • Walk-in wardrobe • Built-in safe • Chaise lounge • Drawers, cupboards and storage lockers • Overhead and individual berth lights • LeD TV/DVD/radio/MP3 with surround sound system en-suite bathroom:
- Twin washbasins with Monobloc mixer taps • separate shower cubicle with automatic shower pump-out • extractor fan • Mirror • storage lockers

VIP Stateroom

Forward at the bow is the private VIP Stateroom with Ensuite Head. This nice, warm bedroom gives your guests privacy and comfort. The opening double skylight has an electric shade and there are opening portlights to bring outside light.

Island berth with hanging lockers to port and starboard provides your guests with a very nice place to retire to after a day on the water. A Samsung 19" TV with Kenwood DVD and a Bose 3.2.1 sound system adds to their comfort. The ensuite head has beautiful light marble vanity and a large enclosed shower.

- Large double bed • Vanity unit with storage • Wardrobe with shelves • Drawers, cupboards and storage lockers • LED TV/DVD/radio/MP3 • Overhead and individual berth lights • Deck hatch with fly screen and blind en-suite bathroom:
- Washbasin with Monobloc mixer tap • separate shower cubicle with automatic shower pump-out • extractor fan • Mirror • storage lockers

Double Stateroom

To port is the 2nd guest stateroom. This room has wide twin berths with drawer space and hanging locker. There is ensuite entry into the third head. Marble floor and vanity with separate shower. Entry from the hall sees this head double as the day head.

- Two full-size single berths • Wardrobe with shelf • storage lockers • Downlighters and individual berth lights en-suite bathroom:
- Washbasin with Monobloc mixer tap • separate shower cubicle with automatic shower pump-out • extractor fan • Mirror •

storage locker. • separate access from passageway as well as from cabin

Bunk Stateroom

The fourth stateroom is to starboard forward of the galley and has cozy bunk beds with stowage and hanging locker.

- Two single berths • Wardrobe • storage locker • Downlighters and individual berth lights

Deck Fittings

The deck space on *Soleo* is that of a large yacht. Aft sunpad, forward sunpad, warm teak decks, storage fore and aft. Aft is the extra large sunpad with storage underneath. Stainless steel handrails from bow to stern with stainless steel grabrails on the deckhouse and coachroof. The forward sunpad has an electric raising back for lounging.

Teak decks in the cockpit and along the sidedecks all the way to the bow. Self stowing anchor with 90 meters of chain and windlass with bow and helm controls.

- reversible electric anchor winch with foredeck and helm position controls • self-stowing 50kg/110lb Delta anchor with 90 metres chain • Bow rope storage locker • Anchor wash facility • stemhead roller with automatic anchor launch and retrieve • stainless-steel bow, stern and spring cleats (8) • stainless-steel pulpit and guardrails • Two electric sternline winches • stainless-steel coachroof handrails • Walk-through coachroof seating • coachroof sunbed area • Twin coachroof lockers for storage of fenders, ropes and sunbed cushions • Forecabin hatch • PVC rubbing band with stainless-steel insert • Full set of iMcO navigation lights • riding light • searchlight with remote control • Twin electric horns • Fuel and water fillers • electro-hydraulic telescopic passerelle (4.4m) with remote control • stern docking lights • Foredeck sunbed with electrically adjustable headboard

Helm

The helm is well designed for the captain with all gauges and instruments easily accessed and operated. The twin captain's chairs with electronic operation for raising, lowering and sliding. The side door gives the captain immediate access outboard.

Electronic CAT engine controls, Bennett trim tabs, Furuno GPS/Radar/Autopilot with CAT displays provides the captain with all needed for safe navigation.

Bow and stern thrusters assists the captain in tight quarters.

Next to the helm station is the electronic touchscreen for complete systems control.

- Twin helm seats with electric adjustment for helmsman
- Ac/Dc control systems panel
- Door to side deck
- Toughened glass windscreen clear for unimpaired night vision
- instrument panel
- Full engine instrumentation
- Fuel gauges
- electronic engine and gear shift controls
- Power-assisted electronic steering with hydraulic back up
- Bow thruster controls
- rudder position indicator
- electro-hydraulic trim tab controls with indicators
- colour radar with scanner and GPs/chartplotter (twin displays)
- Autopilot
- High-speed compass
- speed log
- echo sounder with alarm
- VHF Dsc r/T
- Anchor winch remote control
- searchlight remote control
- chart area
- Windscreen wipers with freshwater wash
- Bilge pump controls with visual 'pump running' indicators
- Fuel contamination alarm system
- Air-conditioning outlets.
- 12v outlet
- red night lighting

Power and Drive Systems

Powering *Soleo* over 35kts are two 1825HP Caterpillar C32 Acerts (400 hrs. approx.). Powerful and quiet, they move the yacht with ease around the dock or at speed. Bow and stern thrusters make close quarter maneuvering easier. Redundant hydraulic power from either motor for safety. Five blade propellers.

The engine compartment is roomy and tall with engine access even over the tops of the motors. The Onan 27kW generator is aft in a quiet box. Further aft is the doghouse/electrical room housing the A/C units and electrical panels.

- engine room soundproofed
- High-volume air intakes
- engine room extractor fan with electronic time delay
- engine exhaust silencers and water-cooled exhausts
- engine beds integrally moulded with hull for strength and vibration absorption
- Forward and aft engine-room bulkheads integrally bonded
- engines flexibly mounted
- Automatic fire extinguisher with remote override control
- Automatic and manual bilge pumps
- engine-room lighting
- Propeller shafts in Marinemet.
- 5-bladed propellers in nickel aluminium bronze
- High-speed balanced rudders
- cathodic protection for sterngear
- sterngear, engines, fuel tank fillers, etc all electrically bonded
- Power-assisted electro-hydraulic steering system
- single-lever electronic engine controls
- Bow thruster (240kgf/529lbf)
- Freshwater outlet point in engine room
- Dripless shaft seals

Electrical Equipment

Soleo is outfitted to accept US 60Hz power through two ASea power converters bringing in 50Amps per side. Professionally installed in December 2012 by Ward's

Marine Electric in Ft. Lauderdale.

The 27kW Onan generator (1200 hrs. approx.) is the larger upgrade running all systems on board.

24 volt: • 4 x heavy duty batteries for engine starting • 6 x heavy duty auxiliary batteries • engine alternators charge both banks of batteries via automatic switch charging system • 2 x 80amp battery chargers charge both banks of batteries via an automatic switch charging system • Battery paralleling system with remote control at helm position • remote battery master switches with control switch at main panel • circuit breakers on all circuits. • 24-12v dropper for certain navigation and radio circuits
220/240 volt: • Upgraded 27kW diesel generator with own starting battery and specially silenced exhaust • shore support inlets • Generator/shore support change-over system • Power points in saloon, galley (double), owner's stateroom, guest and crew cabins • Polarity check system • earth leakage safety trip • shaver points in all bathrooms

Fuel Systems

- Twin fuel tanks (in ns8 marine grade alloy) with interconnection system giving 1214 gallon/1457 Us gallon/5518 litre capacity • Fuel fillers on both side decks • High-capacity duplex fuel filters/water traps with changeover cocks and visual contamination warning at console • remote fuel shut offs in helm locker • Fuel gauges on helm console

Water Systems

- Water tank totaling 200 gallons/240 Us gallons/909 litres plus 45 gallon/54 Us gallon/205 litre hot water calorifier • Automatic water pump with filter • Main circuit breaker at switch panel • Water level gauge • Deck filler • electric quietflush Wc system with 88 gallon/106 Us gallon/400 litre holding tank, contents gauge and electric overboard discharge with macerator back-up system as well as dockside discharge system

Исключения

При продаже яхты исключаются личные вещи владельца.


Отказ от ответственности

Компания предоставляет описание судна или яхты добросовестно, но не может


гарантировать точность этой информации, а также не ручается за техническое состояние. Покупатель должен проинструктировать своих агентов или оценщиков исследовать представленную информацию более подробно, по собственному желанию. Продажа судна или яхты, изменение цены или снятие с продажи будет происходить без предварительного уведомления.

ФОТОГРАФИИ

Soleo II




Soleo III




Aft Deck




Aft Deck II



Aft Deck III



Aft Deck IV



Aft Deck V



Aft Deck VI



Aft Deck VII



Aft Deck VIII



Aft Deck IX



Aft Deck X



Aft Dining



Aft Dining II



Aft Sundeck



Aft Sundeck II



Aft Deck Entertainment



Aft Deck Entertainment II



Open to Aft Deck



Saloon



Saloon II



Saloon III



Saloon IV



Saloon V



Saloon VI



Salonn VII



Saloon VIII



Dining for 8



Dining



Dining



Opening Skylight



Gangway Down Below



Galley



Galley II



Master Stateroom




Master Stateroom II



Master Stateroom III



Master Stateroom IV



Master Bath




VIP Stateroom



VIP Stateroom II




VIP Ensuite Head




Double Stateroom




Third Head




Bunk Stateroom



Bow



Bow II




Bow III



Bow IV



Bow V



Forward Sunpad




Forward Sunpad II



Helm



Helm II



Helm III



Aft Docking Station



Touchscreen Controls



Engine Room



Engine Room II



Engine Room III




Engine Room IV



ASea Power Conditioners



Doghouse



Doghouse II



Mooring Windlass



Aft Sunshade



Freshwater Shower



Hydraulic Swim Platform



Garage



Garage II




Williams 445 Jetboat



Twin Crew Berths



Crew Head



КОНТАКТЫ

Андрей Шестаков (Andrey Shestakov) – ведущий яхтенный брокер отдела продаж яхт и судов компании Shestakov Yacht Sales Inc. Официальный представитель Shestakov Yacht Sales Inc. для русскоговорящих клиентов в центральном офисе компании в Майами/Форт Лодердейл/Флорида/США.

Контактная информация

Email: **andrey@shestakovyachtsales.com**

Web: **shestakovyachtsales.com**

Телефоны

Краснодарский край: **+7(918)465-66-44**

США, Майами, Флорида: **+1(954)274-4435**

Время работы

Понедельник – Суббота: **9:00 - 21:00** EDT

Воскресенье: **Закрето**

Адрес



Harbour Towne Marina, 850 NE 3rd St, STE 213, Dania, FL 33004