

"EASY TIME" — SEA RAY



Builder: SEA RAY

Year Built: 2012

Model: Motor Yacht

Price: PRICE ON APPLICATION

Location: United States

LOA: 58' 0" (17.68m)

Beam: 15' 11" (4.85m)

Max Draft: 4' 6" (1.37m)

Cruise Speed: 25 Kts. (29 MPH)

Max Speed: 30 Kts. (35 MPH)

Our experienced yacht broker, Andrey Shestakov, will help you choose and buy a yacht that best suits your needs "Easy Time" — SEA RAY from our catalogue. Presently, at Shestakov Yacht Sales Inc., we have a wide variety of yachts available on our sale's list. We also work in close contact with all the big yacht manufacturers from all over the world.

If you would like to buy a yacht "Easy Time" — SEA RAY or would like help answering any questions concerning purchasing, selling or chartering a yacht, please call +1(954)274-4435

TABLE OF CONTENTS

TABLE OF CONTENTS	2
SPECIFICATIONS	6
Basic Information	6
Dimensions	6
Speed, Capacities and Weight	6
Accommodations	6
Hull and Deck Information	6
Engine Information	7
DETAILED INFORMATION	8
Manufacturer Provided Description	8
Key Features	8
Exclusions	8
Disclaimer	8
PHOTOS	9
Stbd Bow Profile	9
Bow View	9
Port Bow Profile	9
Port Side Profile	9
Port Stern Profile	9
Stern View	9
Port Side View	9
Hydraulic Swim Platform	9
Transom Access from both sides	10
Bow facing Aft	10
Sunpad Lounger with raisable backrest	10
Port Companionway to Bow	10
Skylight into Salon Port Side	10
Windlass Anchor & Spot Light	10

Skylight into Salon Stbd Side	10
Radar Arch 72 Mile RayMarine Radar	10
Port Side Companionway	11
Five Eighty Sundancer	11
Sundancer Style	11
Aft Deck Seating / Sunpad Stbd	11
Aft Deck Seating / Sunpad Port	11
Full Enclosure for Cockpit	11
Facing Aft from Stbd Midship	11
Facing Aft Deck from Cockpit	11
Facing Aft Deck from Port Midship	12
Aft Seating turns to Sunpad Electrically	12
Huge Aft Sunpad	12
Aft Seat w/ Sunpad	12
Cockpit TV, Wet Bar, Refrigerator	12
Wet Bar & Cockpit TV	12
Port Side of Cockpit	12
Stbd Side of Cockpit	12
Cockpit Dining Settee	13
Cockpit Dining / Entertaining Settee	13
Movable Seating Full Circle	13
Seating "All Together" Facing Aft	13
Facing Aft from Forward Port Side of Cockpit	13
Facing Aft from Forward Stbd Side of Codkpit	13
Helm Station with Dual E140 Raymarine Displays	13
Helm	13
Helm	14
Forward View of Cockpit	14
Captain & Companion Seating	14

Helm Station from Port Side	14
Beautiful / Comfortable Helm Chairs	14
Port Side Companion Seating for 2	14
MAN Engine Monitors & Stbd Electric Window	14
Companion Side (Port) of Cockpit	14
Port & Stbd Electric Moon Roofs	15
Salon & Galley	15
Salon Settee / Makes Extra Berth	15
Salon Settee Forward Facing Aft	15
Salon, TV, Galley	15
Salon, TV, Galley	15
Galley	15
Galley / Port Side Sky Light w/ Shade	15
Dark Walnut Cabinets / Under Counter Frig & Freezer	16
Dual Frig & Freezers	16
3 Burner Stove Top	16
Galley Sink	16
Full Beam Master Berth	16
Full Beam Master Berth	16
Beautiful Hull Side Windows	16
Master Flatscreen TV	16
Master Suite Facing Forward	17
Facing Stbd from Port Side of Master	17
Master Head / Vanity	17
Master Sink & Shower w/ Seat	17
Master Shower w/ Seat	17
VIP Forward Berth	17
VIP Forward Berth	17
VIP Forward Berth	17

VIP from Port side looking Stbd	18
VIP TV, Hanging Locker, Head	18
VIP Head & Shower	18
VIP Shower & Vanity	18
VIP Shower w/ Seat	18
VIP Head's Vanity	18
Engine Room Twin MAN CRM 900s	19
Port Side MAN Engin	19
Stbd Side MAN Engine	19
Onan Generator Facing Aft from Forward	19
Forward Engine Room Bulkhead & Rigging	19
Aft Generator Area of Engine Room	19
CONTACTS	20
Contact details	20
Telephones	20
Office hours	20
Address	20

SPECIFICATIONS

Basic Information

Category: Motor Yacht

Model Year: 2012

Year Built: 2012

Country: United States

Dimensions

LOA: 58' 0" (17.68m)

Beam: 15' 11" (4.85m)

Max Draft: 4' 6" (1.37m)

Clearance: 17' 9" (5.41m)

MFG Length: 60' 0" (18.29m)

Speed, Capacities and Weight

Cruise Speed: 25 Kts. (29 MPH)

Max Speed: 30 Kts. (35 MPH)

Displacement: 53500 Pounds

Water Capacity: 200 Gallons

Holding Tank: 70 Gallons

Fuel Capacity: 825 Gallons

Accommodations

Total Cabins: 2

Total Berths: 3

Total Heads: 2

Hull and Deck Information

Hull Material: Fiberglass

Engine Information

Engines: 2

Manufacturer: MAN

Model: 900 CRM

Engine Type: Inboard

Fuel Type: Diesel

DETAILED INFORMATION

Manufacturer Provided Description

Sea Ray's "out-of-this-world" 580 Sundancer is an amazing yacht. The wow features are endless, beginning with an upper-deck sunroom with two retractable sun roofs, teak flooring and a 360-degree panoramic view. The yacht's features an elegant salon with state-of-the-art entertainment center, two luxurious staterooms and a wealth of gracious amenities throughout.

Key Features

- Twin MAN CR 800 diesel engines and 21 kW Onan generator.
- MAN engines now available with optional Joystick Maneuvering System (JMS)
- Customizable cockpit entertainment carousel seating.
- Sea Ray Owners Club membership (available in USA and Canada).
- Sirius satellite receiver with antenna (N/A outside N. America)
- Full beam master stateroom with en suite head and shower.
- Standard dual Raymarine E120 widescreen units with 4-kW high definition radar
- 32" Flatscreen LCD HDTV in salon.
- Forward VIP stateroom with queen-size berth and walk-in closet.
- Fold-out salon sofa sleeper conversion.
- Fully adjustable innerspring mattress with massage function and gas-assisted lift.
- Fiberglass hardtop with enclosure and two independent retractable sunroofs.

Exclusions

Owner's personal belongings.

Disclaimer

The Company offers the details of this vessel or yacht in good faith but cannot guarantee or warrant the accuracy of this information nor warrant the condition of the vessel. A buyer should instruct his representatives, agents, or his surveyors, to investigate such details as the buyer desires validated. This vessel or yacht is offered subject to prior sale, price change, or withdrawal without notice.

PHOTOS


Stbd Bow Profile



Bow View




Port Bow Profile



Port Side Profile




Port Stern Profile




Stern View




Port Side View



Hydraulic Swim Platform



Transom Access from both sides



Bow facing Aft




Sunpad Lounger with raisable backrest



Port Companionway to Bow




Skylight into Salon Port Side



Windlass Anchor & Spot Light




Skylight into Salon Stbd Side



Radar Arch 72 Mile RayMarine Radar



Port Side Companionway




Five Eighty Sundancer




Sundancer Style




Aft Deck Seating / Sunpad Stbd




Aft Deck Seating / Sunpad Port



Full Enclosure for Cockpit



Facing Aft from Stbd Midship



Facing Aft Deck from Cockpit



Facing Aft Deck from Port Midship



Aft Seating turns to Sunpad Electrically



Huge Aft Sunpad



Aft Seat w/ Sunpad




Cockpit TV, Wet Bar, Refrigerator




Wet Bar & Cockpit TV



Port Side of Cockpit



Stbd Side of Cockpit



Cockpit Dining Settee



Cockpit Dining / Entertaining Settee




Movable Seating Full Circle



Seating "All Together" Facing Aft




**Facing Aft from Forward Port Side of
Cockpit**




**Facing Aft from Forward Stbd Side of
Cockpit**



**Helm Station with Dual E140 Raymarine
Displays**



Helm



Helm



Forward View of Cockpit



Captain & Companion Seating



Helm Station from Port Side




Beautiful / Comfortable Helm Chairs



Port Side Companion Seating for 2



Companion Side (Port) of Cockpit



MAN Engine Monitors & Stbd Electric Window



Port & Stbd Electric Moon Roofs



Salon & Galley



Salon Settee / Makes Extra Berth



Salon Settee Forward Facing Aft




Salon, TV, Galley



Salon, TV, Galley




Galley



Galley / Port Side Sky Light w/ Shade




**Dark Walnut Cabinets / Under Counter Frig
& Freezer**




Dual Frig & Freezers




3 Burner Stove Top



Galley Sink




Full Beam Master Berth



Full Beam Master Berth




Beautiful Hull Side Windows




Master Flatscreen TV



Master Suite Facing Forward



Facing Stbd from Port Side of Master



Master Head / Vanity



Master Sink & Shower w/ Seat



Master Shower w/ Seat



VIP Forward Berth



VIP Forward Berth





VIP Forward Berth




VIP from Port side looking Stbd




VIP TV, Hanging Locker, Head




VIP Head & Shower



VIP Shower & Vanity



VIP Shower w/ Seat



VIP Head's Vanity



Engine Room Twin MAN CRM 900s



Port Side MAN Engine




Stbd Side MAN Engine



Onan Generator Facing Aft from Forward



Forward Engine Room Bulkhead & Rigging



Aft Generator Area of Engine Room



CONTACTS

Andrey Shestakov, leading yacht broker of the sales department of Shestakov Yacht Sales Inc. Shestakov Yacht Sales Inc., the official representative of the Miami/Fort Lauderdale FL headquarters.

Contact details

Email: andrey@shestakovyachtsales.com

Web: shestakovyachtsales.com/en/

Telephones

USA: +1(954)274-4435

Office hours

Monday – Saturday: **9:00 - 21:00** EDT

Sunday: **closed**

Address



Harbour Towne Marina, 850 NE 3rd St,
STE 213, Dania, FL 33004