

## WINDSONG — SWEDEN YACHTS



**Builder:** SWEDEN YACHTS

**Year Built:** 2001

**Model:** Cruising Sailboat

**Price:** PRICE ON APPLICATION

**Location:** United Kingdom

**LOA:** 46' 11" (14.30m)

**Beam:** 13' 8" (4.17m)

**Min Draft:** 7' 5" (2.26m)

Our experienced yacht broker, Andrey Shestakov, will help you choose and buy a yacht that best suits your needs **WINDSONG — SWEDEN YACHTS** from our catalogue. Presently, at Shestakov Yacht Sales Inc., we have a wide variety of yachts available on our sale's list. We also work in close contact with all the big yacht manufacturers from all over the world.

If you would like to buy a yacht **WINDSONG — SWEDEN YACHTS** or would like help answering any questions concerning purchasing, selling or chartering a yacht, please call **+1(954)274-4435**

---

# TABLE OF CONTENTS

---

TABLE OF CONTENTS	2
SPECIFICATIONS	4
Overview	4
Basic Information	4
Dimensions	4
Speed, Capacities and Weight	4
Accommodations	4
Hull and Deck Information	4
Engine Information	5
DETAILED INFORMATION	6
Broker's Comments	6
Owner's Comments	6
Builder's Comments	6
Construction	7
Machinery	8
Electrical Systems	8
Plumbing Systems	9
Tankage	10
Navigation Equipment	10
Domestic Equipment	11
Accommodation	12
Deck Equipment	14
Exclusions	17
Disclaimer	17
PHOTOS	18
CONTACTS	22
Contact details	22
Telephones	22

---

Office hours 22

Address 22

---

# SPECIFICATIONS

---

## Overview

---

Sparkling example of this world beating marque, that is fleet of foot and easily handled sans gorillas. Standard layout and perfect for Med sailing.

## Basic Information

---

**Category:** Cruising Sailboat

**Model Year:** 2001

**Year Built:** 2001

**Country:** United Kingdom

## Dimensions

---

**LOA:** 46' 11" (14.30m)

**LWL:** 39' 0" (11.89m)

**Beam:** 13' 8" (4.17m)

**Min Draft:** 7' 5" (2.26m)

## Speed, Capacities and Weight

---

**Displacement:** 27337.320488 Pounds

**Water Capacity:** 114.91484262 Gallons

**Fuel Capacity:** 126.80258496 Gallons

## Accommodations

---

**Total Cabins:** 3

**Total Berths:** 7

**Total Heads:** 2

## Hull and Deck Information

---

**Hull Material:** GRP

**Deck Material:** GRP

**Hull Finish:** Stainless Steel

**Hull Designer:** Peter Norlin/Jens Ostmann

---

## Engine Information

---

**Engines:** 1

**Manufacturer:** Volvo Penta

**Model:** TMD 22P

**Engine Type:** Inboard

**Fuel Type:** Diesel

---

## DETAILED INFORMATION

---

### Broker's Comments

---

Extremely well priced example of this popular Swedish aft-cockpit cruising yacht. Purchased through Berthon by her current owners in 2011, she has been substantially upgraded over the past two seasons to include shiny new Awlgrip blue topsides, new standing rigging, new running rigging, new Raymarine Hybrid colour radar/plotter display, new AIS and VHF, new saildrive diaphragm and a comprehensive engine-out mechanical overhaul.

### Owner's Comments

---

We bought WINDSONG after becoming frustrated with having to motor whenever either the wind dropped or moved forward of the beam. I wanted a yacht which I could sail in all conditions and my wife and children were looking for a wonderful place to spend time. We all wanted a yacht we could trust to take us speedily and safely on offshore passages, and have a comfortable motion in a seaway. WINDSONG has delivered brilliantly and has taken us along much of the French coast and down to Lands End. She is so much faster under sail than under power that sailing is always the preferred mode, and she is so easy to sail with self tacking jib and fully battened mainsail and lazyjacks.

WINDSONG proved her credentials in a blow through the Alderney Race, she tacked through 75 degrees apparent and made 10 knots into the wind and sea, terrifically exciting sailing. We arrived in Jersey somewhat windblown (and our Labrador looked a bit bemused) only to find that the Condor Ferries had turned back because of high seas. We were the only yacht into Saint Helier that day.

Sadly, WINDSONG is joint owned and my partner in crime has had a change in circumstances and cannot afford her any more. Hence after two years of fun, and a lot of soul searching, we have part company.

### Builder's Comments

---

The Sweden Yachts 45 is a quick, seaworthy craft with a sumptuously relaxing interior. The advanced hull design makes her wonderfully easy to sail and manoeuvre. Ample locker space, plenty of hot water, a dream galley, and well-appointed heads make for great onboard living. As well, the cockpit, navigation station, and fittings will delight the most exacting crew. This fast, safe sailing craft originates from the demands made by both the archipelagos with their rapidly

changing winds and unpredictable seas, and the heavy weather and imposing waves produced by the mighty North Sea. Responding to the ocean's demands, the Sweden Yachts 45 provides both safety and sailing performance.

## Construction

---

*RCD Status: The yacht conforms with the essential safety requirements of Directive 94/25EC (Recreational Craft Directive) and is categorised A – “Ocean” (or Cat B – whichever is appropriate)*

### *Hull:*

- End grain balsa core sandwich using fibreglass mat and rovings on both sides, giving a light, rigid and well insulated hull.
- Balsa core is used from toe rail to below water line.
- Solid laminate is used in high stress areas around keel, mast foot and in the joint between the hull-halves.
- Bottom reinforcements are longitudinal and transversal solid laminate design.
- Hull topsides painted in Awlcraft 2000 Blue – December 2011

### *Deck:*

- End grain balsa core sandwich with moulded fibreglass on both sides.
- Stress areas where winches and major deck fittings are fixed, are reinforced by replacing the balsa core with plywood, or by using backing plates or large diameter washers depending on type of fitting.

### *Hull/Deck Joining:*

- The hull and deck is bonded together using polyester filler.
- The toe rail is then bolted through deck and hull flange, using a special sealing material.

### *Keel & Rudder:*

- Keel in lead with antimony.
- Cast keel bolts in stainless steel.
- Keel removed, bolts checked and then refitted and refaired – November 2011
- The rudder is a balanced spade in moulded fibreglass.
- The rudder stock is of stainless steel with twin roller-bearings.

## Machinery

---

### *Engine & Gearboxes:*

- 1 x Volvo Penta TMD 22P 78hp (S-drive) diesel engine with fresh water cooling.
- Volvo saildrive gearbox.

### *Maintenance & Performance:*

- Engine hours: TBC.
- Comprehensive engine overhauled in 2012 including top end overhaul, rebuilt turbo, new waterpump and ancillaries, bottom end inspection and NDT testing of crank
- Saildrive diaphragm replaced – February 2011
- Starter motor replaced – October 2011

### *Propulsion & Steering:*

- Volvo Penta 3-bladed folding propeller
- Wheel steering with hide-covered large-diameter stainless steel wheel
- Emergency steering gear
- 12vDC bowthruster

## Electrical Systems

---

### *Voltage Systems:*



- 
- 24vDC domestic system with secondary 12vDC system for engine start, lighting and socket outlets
  - 220vAC ring main via shorepower

#### *Battery Banks:*

- All batteries changed in 2008 to “low maintenance”.
- 2 x House batteries in parallel = 24v.
- 1 x Engine start = 12v.
- Manual parallel system

#### *Battery Charger / Inverter:*

- 240v 60 amp Mastervolt battery charger / Inverter.
- Odelco DCC4000 battery control system

#### *Alternators:*

- 50 amp/12v alternator for starter battery.
- 95 amp/24v alternator for house batteries.
- Heart Interface Incharge 3-stage alternator regulator

#### *Shore Power:*

- 230v Shore power system with ring main throughout the yacht.

## **Plumbing Systems**

---

#### *Fresh Water & Water Heating System:*

- Pressurised water system, hot and cold.
- 24vDC Shurflow AquaKing freshwater pump with accumulator tank – fitted December 2011

- Manual fresh and sea water foot pumps in galley.
- 40 litre calorifier with 220v immersion heater.

#### *Watermaker:*

- 24vDC Spectra watermaker

#### *Bilge Pumps:*

- 1 x Whale manual
- Electric/auto bilge pump

---

## **Tankage**

---

#### *Fuel:*

- Total capacity of 480 litres in 2 x stainless steel tanks (additional capacity over standard).

#### *Fresh water:*

- Total capacity of 435 litres in 2 x stainless steel tanks.

#### *Grey/Blackwater holding tanks:*

- 2 x Black water holding tanks.

---

## **Navigation Equipment**

---

- Raytheon RL80C colour radar/plotter at chart table
- Raymarine Hybrid Touch plotter/radar display at helm - 2012
- Vtronix AIS receiver - 2012
- Raytheon ST60 speed/log/depth and tridata displays in cockpit
- Raytheon ST6000+ autopilot.

- Raytheon ST60 multi display at chart table
- Navtex
- Suunto steering compass
- Raymarine VHF with Simrad speaker in cockpit - 2012

## Domestic Equipment

---

### *Galley:*

- Smev 3-burner stainless steel stove with oven
- 24v water cooled top loading freezer/24v water cooled side loading fridge.
- Bosch Microwave
- Twin stainless steel sinks with pressurised hot & cold water supply and manual fresh and salt water supplies via footpumps

### *Heads/Showers:*

- 2 x Jabsco manual marine WCs
- 2 x Showers (one full standing in forward heads, one integrated in aft heads washbasin)/
- Cockpit shower with hot & cold pressurised water

### *Heating & Ventilation:*

- 5kw Eberspacher diesel-fired hot-air heating unit. Outlets in all cabins, both heads compartments and wet locker.

### *Entertainment:*

- Kenwood radio/CD with 2 speakers in saloon and 2 loudspeakers in cockpit
- Input for Ipod
- Glomex 12v masthead TV/FM aerial – November 2011

---

## Accommodation

---

### *Summary of Accommodation:*

- The Sweden Yachts 45 although a thoroughbred sailing yacht doesn't compromise on the creature comforts.
- The interior joinery is marine grade mahogany with lauvan in hidden areas; attractive blue seating in the saloon.
- The saloon is large with lots of natural light.
- There are three double cabins with blue covers, the table and sole boards with intarsia inlay.
- The cabin sole is teak and holly.
- Tempur memory-foam mattress topper for aft port cabin.
- Mattress topper for forward cabin

### *Description of layout from forwards:*

#### *Forward Heads Compartment:*

- Moulded bottom section drained by electric pump and moulded upper section.
- Separate shower stall (full standing space) with curtain on stainless rail.
- Wash basin to starboard.
- Toilet to port with waste tank.
- Towel hangers.
- 2 x Big lockers with fitted mirrors above the toilet, 2 x lockers with fitted mirrors above the wash basin and 2 x lockers beneath the wash basin, and extensive lighting.
- Teak gratings.

#### *Forward Cabin:*

- Queen size double berth with mattress to port side with cabinets along hull side.

- Large drawer and cabinet under berth.
- Seat with cabinets along hull side on starboard side between hanging lockers forward and aft.
- Lee cloth.

#### *Saloon:*

- Dinette arrangement on portside with table which has intarsia inlay and lots of storage beneath the seating.
- There is also one loose director's chair.
- There are two cupboards with bookshelving.
- To starboard is a sideboard with lots of storage and this makes an attractive feature.
- Aft of this is the nav. station with dedicated chart stowage above the nav. table.
- There is also storage for charts in the table.

#### *Navigation Area:*

- Large navigation table with seat.
- Wooden, openable instrument panel for electronic equipment on hinges for easy service access.
- Electrical master panel included.
- Separate chart stowage in table.
- Navigation seat with electric connection boxes.

#### *Galley:*

- U-shaped galley with Corian counter top.
- 160 litre icebox in GRP with plexiglass dividers between fridge and freeze area, drained to a separate sump.
- 80 litre fridge cabinet.

- Both refrigeration units are 24vDC water cooled.
- Drawer section, cutting board, dry food locker.
- Gas stove with three burners and oven, remote gas solenoid switch.
- Double overhead cupboards.
- Overhead cooker light.
- Waste basket and storage below sink.

#### *Aft Heads Compartment:*

- Moulded compartment fitted between bulkheads.
- Two lockers are above the toilet.
- Fitted mirror above the basin.
- Teak shower grating, shower drained to sea, no shower is fitted at the moment.
- Towel hangers.
- Door to main cabin.

#### *Starboard and Port Aft Cabins:*

- Both with large double bed, aft of hanging locker with seat.
- Cabinet above bed along hull side.
- In the starboard cabin there is a heated wet locker.

## **Deck Equipment**

---

#### *Rig:*

- Selden aluminium alloy anodised spars
- Keel-stepped 12/13<sup>th</sup> fractional mast with 2-sets of swept-back spreaders
- Mast gaiter replaced November 2011
- 1x19 stainless steel wire standing rigging – replaced November 2011

- Aluminium rigging screw protectors
- Furlex 330s jib/genoa furler
- Self-tacking jib track
- Genoa tracks
- Checkstays
- Navtec hydraulic backstay and hydraulic vang – controllable from cockpit
- Masthead spinnaker halyard
- Fully-battened mainsail system with ball-bearing batten cars
- 3-reefs in mainsail – singleline reefing system
- Stackpack system with lazyjacks
- Rutgeron adjustable mainsheet track forward of companionway
- Spinlock XT clutches
- Full spinnaker gear
- German mainsheet system – November 2011
- Boom lighting
- White painted aluminium spinnaker pole on deck
- Dyneema main halyard, spinnaker halyard and jib sheet
- Running rigging replaced – November 2011 (main halyard replaced June 2011)

#### *Winches:*

- 2x Andersen 52ST 2-speed self-tailing manual cockpit winches
- 2x Andersen 46ST 2-speed self-tailing electric cockpit winches
- 2x Andersen 46ST 2-speed self-tailing manual halyard winches in cockpit
- 1x Andersen 40ST 2-speed self-tailing manual halyard winch on mast

#### *Sails:*

- Doyle Dacron main. Fully battened. 3 Reefs. 61m2. Lazy bag –2007.
- Sanders Sails laminate self-tacking jib - 2014
- Doyle Dacron furling self-tacking jib. 44m2 –2007.
- North asymmetric spinnaker. 140m2. Spi sock.
- Mainsail and jib laundered - 2011

*General:*

- Stainless steel pushpit, pulpit and guardwire stanchions
- Side boarding gates
- Electric/hydraulic transom/swimming platform with cockpit controller and wireless controller.
- Foredeck seawater pump and hose.

*Anchoring & Mooring Equipment:*

- Lewmar 24vDC electrical windlass with foredeck controller, cockpit controller and wireless controller.
- Kobra main anchor 25kg with 60m 8mm chain.
- Bruce second anchor with 10m chain and 40m line.

*Covers, Canvas & Cushions:*

- Blue canvas mainsail stackpack – November 2011
- Blue canvas sprayhod – November 2011
- Blue canvas wheel cover – November 2011
- 2 x Back cushions on pushpit.

*Tender & Outboard:*



- Outboard bracket at pushpit
- Outboard engine davit

#### *Safety Equipment:*

- 2x Horseshoe buoys with LED lights
- Inflatable danbuoy
- Baltic MOB recovery sling
- Nerus gas alarm – November 2011
- Echomax Activ XS active radar reflector - 2012
- Seago 6man canister liferaft – next service due 2015

#### *Fire-fighting equipment:*

- Fire blanket at galley
- Fire extinguishers in saloon, each cabin and in the engine compartment.

## **Exclusions**

---

Owner's personal belongings.

## **Disclaimer**



---

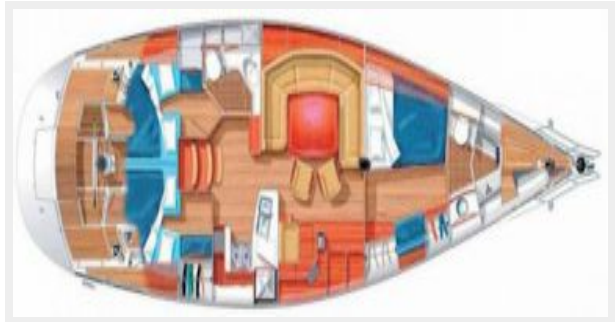
The Company offers the details of this vessel or yacht in good faith but cannot guarantee or warrant the accuracy of this information nor warrant the condition of the vessel. A buyer should instruct his representatives, agents, or his surveyors, to investigate such details as the buyer desires validated. This vessel or yacht is offered subject to prior sale, price change, or withdrawal without notice.

# PHOTOS









# CONTACTS

---

Andrey Shestakov, leading yacht broker of the sales department of Shestakov Yacht Sales Inc. Shestakov Yacht Sales Inc., the official representative of the Miami/Fort Lauderdale FL headquarters.

## Contact details

---

Email: [andrey@shestakovyachtsales.com](mailto:andrey@shestakovyachtsales.com)

Web: [shestakovyachtsales.com/en/](http://shestakovyachtsales.com/en/)

## Telephones

---

USA: +1(954)274-4435

## Office hours

---

Monday – Saturday: **9:00 - 21:00** EDT

Sunday: **closed**

## Address

---



Harbour Towne Marina, 850 NE 3rd St,  
STE 213, Dania, FL 33004