

## 44' 1990 DEFEVER 44 TRAWLER — DEFEVER



**Builder:** DEFEVER

**Year Built:** 1990

**Model:** Trawler

**Price:** PRICE ON APPLICATION

**Location:** United States

**LOA:** 44' 0" (13.41m)

**Beam:** 14' 9" (4.50m)

**Max Speed:** 10 Kts. (12 MPH)

Our experienced yacht broker, Andrey Shestakov, will help you choose and buy a yacht that best suits your needs 44' 1990 Defever 44 Trawler — DEFEVER from our catalogue. Presently, at Shestakov Yacht Sales Inc., we have a wide variety of yachts available on our sale's list. We also work in close contact with all the big yacht manufacturers from all over the world.

If you would like to buy a yacht 44' 1990 Defever 44 Trawler — DEFEVER or would like help answering any questions concerning purchasing, selling or chartering a yacht, please call +1(954)274-4435

---

# TABLE OF CONTENTS

---

TABLE OF CONTENTS	2
SPECIFICATIONS	3
Basic Information	3
Dimensions	3
Speed, Capacities and Weight	3
Accommodations	3
Hull and Deck Information	3
Engine Information	3
DETAILED INFORMATION	4
Information	4
Exclusions	7
Disclaimer	7
PHOTOS	9
CONTACTS	14
Contact details	14
Telephones	14
Office hours	14
Address	14

---

# SPECIFICATIONS

---

## Basic Information

---

**Category:** Trawler

**Model Year:** 1990

**Year Built:** 1990

**Country:** United States

## Dimensions

---

**LOA:** 44' 0" (13.41m)

**Beam:** 14' 9" (4.50m)

## Speed, Capacities and Weight

---

**Max Speed:** 10 Kts. (12 MPH)

**Displacement:** 44000 Pounds

**Water Capacity:** 360 Gallons

**Holding Tank:** 80 Gallons

**Fuel Capacity:** 900 Gallons

## Accommodations

---

**Total Cabins:** 2

**Total Berths:** 4

**Total Heads:** 2

## Hull and Deck Information

---

**Hull Material:** Fiberglass

## Engine Information

---

**Manufacturer:** Lehman

---

# DETAILED INFORMATION

---

## Information

---

Builder: Defever

Dimensions

LOA: 44' Displacement: 44000

Engines

Engine(s): Ford Hours: 2811

Tankage

Designer: Arthur DeFever

Beam: 14'9"

Engine Model: Lehman Max Speed: 9.5

Fuel: 900

Water: 360

Holding: 80

Orca II

This boat was manufactured in Taiwan by the CTF yard. Throughout the years the 44' DeFever ranks among one of the most popular trawler designs ever built. She is a flush deck double cabin design with a spacious aft deck, walkaround side decks, is heavy for her size and very stable with her displacement hull. Her two stateroom interior is finished with satin rubbed honey teak panelling with Master aft and Guest Stateroom forward from the Inside Helm station. She has a U-shaped Galley to port and shares space with the Salon with two doors to the side decks. Aft from the Galley is the access to the spacious Aft Deck. Her Engineroom has near stand up headroom. She is in "Ship Shape" and ready to do some long term cruising, so come make an offer on this beauty!

Additional Specs, Equipment and Information: Builder/Designer

LWL: 38'6" Draft: 4'7"

Engine(s) HP: 135 Cruising Speed: 8

Accommodations

Orca 11 is a two stateroom vessel with two heads, plus the Salon has a sofa bed for two, comfortable accommodations for six guests. The Master is aft down a stairwell from the Galley, and the Guest head and Stateroom are forward from the Inside Helm station. She has a lot of custom teak cabinetry and impeccable teak paneling.

Master Stateroom: aft Centerline queen berth 4 Drawers 2 under each side of berth 2 Built-in end tables Mounted reading lights Large custom hanging lockers to port & starboard 5 Wide drawers on each side Locker to starboard w/freezer Cruiseair A/C control 8 Portholes (2 on transom are oversized) Intercom phone Overhead escape hatch Ensuite head w/electric Lectra San MSD flush Vanity /w Corian sink & counter top Storage cabinet under Separate shower stall

### Galley/Salon

Guest Stateroom: forward V-berth set up Upper book shelves runs along V 2 Drawers 3 Small storage cabinets Hanging locker to port Overhead escape hatch Cruiseair A/C control 4 Portholes Anchor chain locker in bow Head to starboard Lectra San MSD electric flush Corian sink & counter top Separate handheld shower Water tight access door to engine room

The Galley/Salon/Inside Helm on the main deck level are quite spacious for the size of the vessel. The U-shaped Galley is aft to the port side with opening to the Salon. There are three access doors, 2 sliding open to the side decks and one to starboard which leads aft to the protected Sun Deck. Throughout this area are spacious opening windows which provide natural lighting and ventilation. The Inside Helm station is forward to the starboard side of the Salon. The starboard side in the Salon has custom teak cabinetry with a hidden desk and additional fridge & freezer.

Galley: 2 Large opening windows Galleymaid electric 3 burner stove w/oven Whirlpool Technicolor fridge & freezer in cabinet to starboard Black & Decker toaster oven Tappan microwave U-Line icemaker Deep double SS sinks Coldplate fridge w/teak doors Hot/cold water system 20gal. SS water heater Freezer also in Aft Stateroom Cruiseair A/C control

Salon: Main electric panel forward to port 2 Sliding side deck doors Large opening windows Convertible sofa/bed to port Teak hi/lo dining table Bench seat w/storage under Custom teak cabinetry w/entertainment center & hidden desk Toshiba 4 head Hi-Fi/VCR & VHS Panasonic TV w/Satellite antenna Bey Berk International brass barometer

### Electronics/Navigation

The Flybridge is accessed from a stairwell up from the Aft deck. It has a centerline helm and built-in bench cushioned seats to either side (storage under). This area is well protected with full white bimini cover and surround Isinglass enclosure. She has Glendinning Synchronizers and two station hydraulic steering. The windshield of the Inside Helm has an opening middle window allowing refreshing ventilation throughout the vessel.

Flybridge: Gareuk helm chair Remote anchor deploy control Vetus bow thruster control Raritan rudder indicator Danforth Constallation compass Garmin 20/OC GPS/radar Furuno GAAS 24mi. radar Glendinning engine synchronizer Naiad stabilizer control Horizon Eclipse VHF radio Furuno Navigator GPS Robertson F200 autopilot w/remote Garmin MAP215 GPS Garmin 75 GPS Lowrance depth/chart plotter Trac Vision satellite TV antenna Morse Marine engine controls SS electric davit lift Sunbrella splash guards on SS rail SSI 186 cooler L-shaped bench seating to port w/storage under Hi/lo corian dining/coffee table

#### Engineroom/Electrical

Inside Helm: Comfy Todd helm chair Nenetyr intercom Glendinning engine synchronizer Maximum wind speed display Standard Horizon VHF Capac monitor #50030 A/C selector switch Statpower Battery bank test display Blue Sea DC amperes display Olin flare kit Icom M1 hand held VHF w/charger Naiad stabilizer control Ritchie compass Horizon Infinity VHF Robertson 200DL autopilot Datamarine wind/speed/direction SEA 222 SS band radio w/tuner Morse Marine engine controls Mounted ships clock & barometer

Orca 11 has the 12V DC control panel to port in the Salon. This panel has volt & amp meters and adequate breakers on all circuits for overload protection. The 120/240V AC distribution panel also is in the Salon with volt & amp meters and has a source selector switch. AC circuits include cabins and heads outlets, Galley equipment, Cruise air air conditioners (3 units), water maker, hot water heater, icemaker, cabin top davit, battery charger (1-20amp. & 2-10amp.), and 1750 watt inverter.

Orca 11 has near stand-up headroom in her clean, well organized, carpeted engineroom. She is powered by twin Ford Lehman 135hp. engines inline 6 cylinder inboard diesel engines. All sea water intakes connect to the customized sea chest which has been raised an additional 6". Gears are Velvet drive with a 2.5:1 reduction which has recently been replaced. A 12V Par pressure pump supplies fresh water to both heads, Galley, icemaker, waterheater and shower in the aft swim platform.

Electrical: 2- 12V gel cell batteries for each engine 2-12V 4D gel cell house batteries Separate 12V 4D gel cell battery for bow thruster

Engineroom: 600 gal/day reverse osmosis water maker (156hrs) Fuel manifold system

& anchor windless (forward locker) 50 amp. Shorepower cord 12Kw Northern Lights gen (2903hrs.) Tru Charge STAT 1750 inverter

#### Deck/Hull

ITT Jabsco Macerator pump Racor 500 filters

Hull # 990325 The dinghy has electric start, center console w/2 bucket seats, hydraulic power trim tilt, and transom mounted depth sounder. Her spacious Aft Deck is the perfect area for dining or entertaining. It has a teak deck surrounded with safety rails and protecting ridget splash guard boards.

Double anchor roller Maxwell 2200 anchor winch w/remote system Fortress FX55 (32lb.) w/chain & rode Fortress FX37 (21lb.) w/chain & rode Bruce 110lb. anchor w/3/8" chain Special cleat for emergency anchor Magma Marine BBQ mounted on Aft Deck Heavy duty SS Davit on transom for dinghy transport Sanyo beer fridge & Igloo 162 ice chest on Aft Deck

#### Additional

Search Light Electric air horn Ship's bell 8 adult PFD type 11 15' Duraboat aluminum dinghy w/25hp. Mercury (Flybridge)

Windshield wipers All fenders, dock lines

She has 4 BC and 1 dry chemical portable fire extinguishers throughout and a fixed 28lb. Halon extinguisher in engineroom. This vessel has been well cared for and is in exceptional shape, ready to cruise with class, comfort and safety. Come make an offer, she's priced right, this gem will not last long in the market!

#### Disclaimer

The Company offers the details of this vessel in good faith but cannot guarantee or warrant the accuracy of this information nor warrant the condition of the vessel. A buyer should instruct his agents, or his surveyors, to investigate such details as the buyer desires validated. This vessel is offered subject to prior sale, price change, or withdrawal without notice.

EXCLUSIONS: All personal items to be determined before closing.

---

## Exclusions

Owner's personal belongings.

---


## Disclaimer


The Company offers the details of this vessel or yacht in good faith but cannot guarantee or warrant the accuracy of this information nor warrant the condition of the vessel. A buyer should instruct his representatives, agents, or his surveyors, to investigate such details as the buyer desires validated. This vessel or yacht is offered subject to prior sale, price change, or withdrawal



without notice.




# PHOTOS













# CONTACTS

---

Andrey Shestakov, leading yacht broker of the sales department of Shestakov Yacht Sales Inc. Shestakov Yacht Sales Inc., the official representative of the Miami/Fort Lauderdale FL headquarters.

## Contact details

---

Email: [andrey@shestakovyachtsales.com](mailto:andrey@shestakovyachtsales.com)

Web: [shestakovyachtsales.com/en/](http://shestakovyachtsales.com/en/)

## Telephones

---

USA: +1(954)274-4435

## Office hours

---

Monday – Saturday: **9:00 - 21:00** EDT

Sunday: **closed**

## Address

---



Harbour Towne Marina, 850 NE 3rd St,  
STE 213, Dania, FL 33004