

SASSY — HARGRAVE



Builder: HARGRAVE

Year Built: 2013

Model: Motor Yacht

Price: PRICE ON APPLICATION

Location: United States

LOA: 101' 0" (30.78m)

Beam: 21' 0" (6.40m)

Min Draft: 5' 8" (1.73m)

Max Draft: 5' 8" (1.73m)

Cruise Speed: 19 Kts. (22 MPH)

Max Speed: 22 Kts. (25 MPH)

Our experienced yacht broker, Andrey Shestakov, will help you choose and buy a yacht that best suits your needs **SASSY — HARGRAVE** from our catalogue. Presently, at Shestakov Yacht Sales Inc., we have a wide variety of yachts available on our sale's list. We also work in close contact with all the big yacht manufacturers from all over the world.

If you would like to buy a yacht **SASSY — HARGRAVE** or would like help answering any questions concerning purchasing, selling or chartering a yacht, please call +1(954)274-4435

TABLE OF CONTENTS

TABLE OF CONTENTS	2
SPECIFICATIONS	4
Overview	4
Basic Information	4
Dimensions	4
Speed, Capacities and Weight	4
Accommodations	5
Hull and Deck Information	5
Engine Information	5
DETAILED INFORMATION	6
Designer's Comments	6
Main Salon/Dining	6
Galley	7
Day Head	7
Aft Deck	8
Fly Bridge	8
Lower Foyer	9
Master Stateroom	9
Port and Starboard Guest Staterooms	10
VIP Stateroom	10
Crew Lounge	10
Crew Utility Room	10
Captain Stateroom and Crew Staterooms	11
Mechanical Equipment	11
Interior Equipment	12
Exterior Equipment	13
Appliances	14
Audio & Visual Equipment	14

Navigation/Electronics Package	16
Exclusions	18
Exclusions	18
Disclaimer	18
PHOTOS	19
CONTACTS	26
Contact details	26
Telephones	26
Office hours	26
Address	26

SPECIFICATIONS

Overview

If you like only the very best you'll want to see our newest model from Hargrave featuring fresh new styling both inside and out that will be sure to please you, and is part of our leadership commitment to the industry. Hargrave has introduced more new models in the past five years than any other company we compete with in the US market. Look at our newest profile and enjoy the stylish shapes in the transom and flybridge deck. This is the future and it's here now. If you can afford the best, why wouldn't you want to own a Hargrave?

Basic Information

Category: Motor Yacht

Sub Category: Raised Pilothouse

Model Year: 2014

Year Built: 2013

Country: United States

Vessel Top: Hardtop

Fly Bridge: Yes

Dimensions

LOA: 101' 0" (30.78m)

Beam: 21' 0" (6.40m)

Min Draft: 5' 8" (1.73m)

Max Draft: 5' 8" (1.73m)

Speed, Capacities and Weight

Cruise Speed: 19 Kts. (22 MPH)

Max Speed: 22 Kts. (25 MPH)

Water Capacity: 600 Gallons

Holding Tank: 150 Gallons

Fuel Capacity: 3200 Gallons

Accommodations

Total Cabins: 4

Total Berths: 4

Sleeps: 8

Total Heads: 6

Captain Cabin: True

Crew Cabin: 2

Crew Berths: 3

Crew Sleeps: 4

Crew Heads: 2

Hull and Deck Information

Hull Material: Fiberglass

Deck Material: Fiberglass

Hull Configuration: Semi-Displacement

Hull Color: White

Hull Finish: Stainless Steel

Hull Designer: J B Hargrave

Exterior Designer: Black Design

Interior Designer: Yacht Interiors by Shelley

Engine Information

Engines: 2

Manufacturer: Caterpillar

Model: C-32 Acert

Engine Type: Inboard

Fuel Type: Diesel

DETAILED INFORMATION

Designer's Comments

The interior of “Sassy” is different from any other Hargrave to date. The first item you see when you approach the vessel is the beautiful curved transom, swim platform and settee. This fluid curved transom, both vertically and horizontal lines was the inspiration for the interior décor. We took the intersecting curved lines of the transom and created several design features on the interior. They are the ceiling design in the Main Salon, the marble and stainless inlay in the Day Head floor and the ceiling and floor details in the Foyer. ~ Shelley DiCondina, Yacht Interiors by Shelley

Main Salon/Dining

The yacht cabinetry is in new wood we are using for the first time; European Cherry Wood. It has the same rhythmical grain as American Cherry but is a blond tone. We complimented this with a much darker wood of Pommel Sapele cabinet tops and detail panels and then another light surface of Pearlato Suevo Marble on the console, aft corner bar and large cocktail table.

The furnishings in the Main Salon are all custom designed and have linear but generous proportions. Our theory has always been that yachting is supposed to be comfortable and not just pretty for your 20 minute tour. The area seats (10) easily in comfort and the fabrics area were selected comfort and durability. The color pallet is the main Salon is tones of gray taupe's, crisp silvers, a little bit of black and mineral blue accents. All of the tones are fresh and work beautifully with the European Cherry.

The dining table seats (8) comfortably and is an elegant rectangular shape with slight curves on the sides and cross grained cherry details on the top. The custom dining chairs are delicate yet extremely comfortable and are upholstered in a Jim Thompson Silk /"Trellis" in a platinum tone with a black knot detail. Forward of this is a console cabinet containing (2) wine coolers and tons of storage. The upholstered wall above is in Majilte suede with a Congo embossing.

On each side of this (2) vertical mirrors with Fine Art sconces from the “Perspective” collection.

Gloss European Cherry Wood w/Pommel Sapele

Ceiling Design custom with 86” height

Fresh and elegant contemporary décor

Walk up aft Bar with Marble top and sink

50” TV and entertainment center

Carpet /Fabrica-Patina Nouveau-color Wind Song (installed Railroaded) windows that allow great visibility and light.

Huge

Galley

The galley has another surface we have never used before Silestone/ Yukon. We selected this natural but man engineered stone for several reasons. We wanted the stone tops to be gleaming clean and white! The soft white tops are exquisite with the brushed stainless appliances and blond Cherry wood. Behind the Cooktop we used a Mosaic glass tile from Daltile in the color “Conch”. The floor in the galley is solid teak planks in a mat finish.

There is plenty of storage, pullout pantries, (2) refrigerator drawers and a gallery style 36” refrigerator and double sinks. And of course the galley is ready to cook in. SASSY come with complete turnkey interiors. Dishes, glasses Pots, pans, oven mits, toaster etc- it’s all here.

GE Profile Refrigerator and Appliances in Stainless steel

Franke Stainless Steel Sink

Sub Zero Refrigerator drawers with custom blond Cherry fronts

Silestone countertops in “Yukon”

Mosaic Back splash over cooktop

26” Samsung TV

(3) Pantries

Table with Pommel Sapele inlay

Day Head

The Day Head is one of favorite areas to design. We started with an exotic rectangular vessel style black granite sink. It was combined with the 36” Luna Facet from Graff in Chrome. The wall covering is a mica chip that resembles phosphoresant fish scales and is from Phillip Jefferies. The marble floor design is a black granite and stainless steel design of a curved diamond shape that was in spired by the art work above on the wall. The art “Swimming Wolf” is a black and white Seriograph by a Salish Canadian West Coast Native artist; Carl Stromquist.

“Swimming Wolf” is art that honors the wolf. The story is a large dangerous wolf was pulled into a canoe by Native Hunters. It was beyond the sight of land, and was exhausted. The wolf was brought back to the village to recuperate and there it stayed. At dawn one morning the wolf woke the entire village up with terrible howling. The wolf was warning the people about a raiding party approaching the village.

The village defended itself successfully, and took on the Wolf Crest as their namesake and guardian.

Sonobath black granite slab style sink

Graff-Luna 36" faucet Chrome/wall mount

Pearlato Suevo Marble, black granite and Stainless floor

Mirror ceiling

Quartz-Forbidden White -PJ

Aft Deck

The aft deck is large and curvaceous. It has the weather protected crew entrance to starboard and storage and serving area to port; complete with Ice maker, refrigerator and TV with a ceiling flush mount lift. The dining chairs "Regatta" are also new and very special. They were custom made by Medallion Furniture of Miami. They have white textured woven vinyl seating with Silver Powder coated Aluminum frames.

The aft deck table is solid teak and has a similar inlay that was inspired by the Wolf art.

Crew Entry

Curved Teak table with inlay

Teak Diagonal floor

TV ceiling Mount

Port entertainment /Bar /sink

½ Spiral Staircase to Fly Bridge

Fly Bridge

The Fly bridge can easily accommodate 24 in comfort. There are (2) large L shape settees and a full service bar to port with (4) bar stools. There are also (2) small cocktail tables and a large dining table in the fly bridge. All (3) have the signature curved diamond inlays. The exterior fabrics were selected to complement the rest of the yacht and are in soft tones of crisp light platinum and pale mineral blue. The "sun pad" is actually under the hard top so we call it the "sunless pad". Everyone wants to lounge around outside but not necessarily get sun, so we positioned this area undercover. For those that want to sun worship we have Medallion Regatta lounge chairs aft. To the Starboard aft side there is a cooking area, built-in cooler and Subzero

drawers for refrigeration. The 60" Sap tub is also in this area and has a beautiful teak bar with stools aft.

(2) Forward Facing Capt./Guest benches

(2) Large L shape settees

Grilling Station and Subzero drawers

Spa Tub

"Sunless Pad"

Lower Foyer

The lower foyer is a generous area that has a Pearlato marble floor with a black granite inlay with mirrored ceiling above with same design. There is a laundry pantry with a floor to ceiling pullout for cleaning supplies.

Washer/Dryer Pantry

Marble and granite Inlay

Mirrored ceiling with design

Curved staircase with art above

Master Stateroom

The Master has a very unique and hip look. The wall upholstery over the bed is done in a boxed pattern and is a high-end vinyl by Novel that looks like chinchilla. It has a deco art feel and reflects the light. We did the ceiling above in the same pattern but in an off white tone so as not to get too heavy. The nightstands on either side of the bed are hanging from the wall and have a deep frame of European Cherry with edge lighting around the mirror. There are (2) large walk-in closets and (2) 7' dressers. There is also an extraordinary amount of light pouring in downstairs through the (6) large vertical portholes. To emphasize the beautiful windows we did dual window treatments; (1) set in a burn-out sheer by JF fabrics that has a crest pattern that coordinates with the master throw pillows and a (2nd) set in RM CoCo Luminations blackout with a vertical tape on the edge.

The Dual Master Baths with marble are very spacious and share a large shower on center. They have lots of storage and elegant asymmetrical marble counter tops and bath seat. The starboard bath has a built-in vanity and the port utilizes this space for a towel bin/storage unit.

Port and Starboard Guest Staterooms

The (2) guest rooms forward of the master are mirror images of each other and have a striking upholstery and nail head design; both on the bed frame and the headboard wall. Both have huge nightstand/dressers and full AV system. Above the nightstands are Fine Art/Quadralli Sconces that have dual shades. One is a translucent silver and under that is an opaque white.

Unique Headboard and bed base nail head design

Drawers under bed

Fine Art Sconces

Dual Window treatments

VIP Stateroom

Forward of the Galley is another King stateroom; the VIP. This room has its own fresh characteristics. The headboard has slim upholstered side rails that curve down and create a bit of an alcove effect. The wall above is tufted and upholstered on the diagonal. There is an entertainment cabinet forward with a gorgeous inlay of curved pommel Sapele. There are (2) large hanging lockers and 6 drawers at the foot of the bed.

The bath has a Kohler semi recessed vessel style “Escale” sink and a slim Grohe-Essence faucet. The Pearlato Suevo ivory marble is complimented with Emperadora Grey inlays. The outboard wall over the sink is all storage with mirror fronts to maximize light.

Crew Lounge

The crew area is aft and has (2) entrances. There is a staircase from the aft deck to the crew lounge/crew galley and laundry area. There is an 8' settee and flat screen TV for time off. The galley is complete with under counter refrigerator, sink and microwave. Next to this under the same Silestone cabinets are front load washer dryers and a large counter top to fold on.

Crew Utility Room

The second entrance to the crew area is the electric transom door that lifts up for passage in the Utility Room. This room has black Formica countertops for industrial use. The room is full beam and has an abundance of storage space above and below the cabinets. Going forward from this area to the (2) crew cabins is a water tight door. There is also another water tight door forward of the crew lounge entering the engine room.

Captain Stateroom and Crew Staterooms

The Captains Stateroom has a queen bunk with drawers below and the perimeter of the room over the bed is cabinets to maximize storage space. There is also a desk, bookcase and a hanging locker. The nightstand and desk both have plenty of outlets for charging all of the mobile items we all have these days.

Across the hall from the Captain are the (2) spacious Crew bunks 36" wide. There is an area also in this room for charging devices. Both crew staterooms have private baths. This crew area is really different and has a great functionality about it. That was the goal at the onset and YIBS and Hargrave working as a team nailed it!

Mechanical Equipment

3200 Gallon Aluminum Fuel Tank 1 7/8" Deckfills for fuel and water 600 Gallon Stainless Steel Water Tank V-Shaped Keel w/ Longitudinal stringers Fiberglass hand laid hull & stringers vacuum bagged w/foam core reinforcement Stringers bonded to hull encapsulated in several layers of glass cloth & resin Deck & superstructure w/ foam cored reinforcement under fiberglass FRP Bulkheads Interior structural components bonded to hull including bulkheads and frames FRP Main Deck and floors Choice of Teak or Non-Skid on main exterior decks Stainless Steel exterior Portholes Fiberglass swim platform w/ ladder All handrails, stanchions and fittings made of stainless steel 316 alloy 1 1/2" Stainless Steel handrail w/ 1 1/2" stanchions Stainless steel cleats (8) Stainless Steel frame hatch on fore deck w/ grey lexan cover Built in hand held shower on swim platform 3-1/2" Stainless steel shafts Aquamet 22 5 Blade bronze propellers Zincs on shafts, rudders and transom as needed Main bronze struts Emergency tiller Stainless steel rudders Fiberglass engine beds, bonded to hull w/ load distributed on steel channels Single layer of sound and heat insulation in Engine room bulkhead fwd, aft & ceiling Three layers of insulation master bulkhead Remote windlass operation from Pilothouse and Flybridge Raycor 1000 FG fuel filter/water separator for each engine Hydraulic steering by Hynautic, adaptable to auto-pilot Engine Alarm System for low pressure & high temperature supplied by CAT Four (4) Jabsco Engine compartment blowers Standard Equipment Included. Cont. 24v lights and 110v power receptacles in Engine room (4 each) Custom underwater engine exhaust w/idle by-pass High volume 24v Groco Water Pressure Pump (30lb) 150 Gallon Holding Tank w/ indicator Fresh water filling faucet in Engine room Leviton High quality sockets and switches in all rooms 220v, 110v and 60Hz Electrical System Color coded wiring throughout Custom -built Helm Console when electronics are specified Lovett Sump Pumps (4) Y-Valve for dockside pump out (8) 200 amp/hr batteries for engine & ship power (3) Professional Mariner battery chargers Separate 120 amp/hr battery for generator All batteries in FRP battery boxes Main electrical panel w/ separate AC Power control and circuit breaker panel 110 volt duplex receptacles located throughout vessel, including engine room Indirect rope lighting under valances in salon, staterooms, and galley Vinyl covered ceiling design throughout Italian door handle package (chrome or gold) Push/Pull German latches (chrome or gold) Removable 24" wide white vinyl headliner panel system Recessed Tray ceiling in salon Lights in closet on micro switches

Canaloupe 24v ceiling lights (chrome or gold) Dual track segmented curtains or Roman Shades in each stateroom, main salon & galley Access Hatch with Pneumatic Lift to access storage under bed in VIP and Captain Layout per drawing Large Storage areas forward deck Boat panel indicator Granite counter top in galley Marble or Granite counter top in all bathrooms Full Walk-in Shower in master Fiberglass main and lower decks Stainless steel aft deck door frame Black Textile front window covers Fly Bridge Vinyl seat covers Helm and passenger seat on Fly Bridge Lexan hatch from aft deck to Fly Bridge deck CAT instruments at helm (Tach/Oil Pressure/Engine Temp/TransPressure/Hrs) City water inlets (2) Standard Equipment Included. Cont. TV / telephone inlet (2) Fresh water washdown (3) three locations - Bow / aft deck / flybridge 2 Coats International Gelshield & 2 coats Black Sea Hawk bottom paint Sea Chest Groco Seastrainers White perforated insulation panels in Engine Room (3) Windshield wipers with blades 100 AMP Galvanic Isolator Rule 3700 Bilge Pump x (7) (4) FRP sump tanks with tinted acrylic cover (3) Freeman Hatches Cruise Air chilled water 4 (3) ton units throughout the boat (2) 34 kW 60Hz single phase Phasor generators including gauges and hard panel sound shield (3) 120 amp Dolphin / Sentry AC/DC light transformer (2) Kraus & Naimer C80 booster switches for isolation transformer Double insulation in engine room Watertight bulkheads in engine room Aritex S.S. Watertight Engine Room door with Hargrave name plate with backlight (1) additional Aritex S.S. Watertight Engine Room door with Hargrave name plate and backlit to access aft storage area Naiad Stabilizers Model 302 w/ 9.0sq.ft. fins & Datum controller Double stabilizer & bow thruster backup pump on back of port & stb engine Oberdorfer fuel transfer pump 990RHN76 Reverso gear pump GP-706-24C Oil Change Pump for engine, gear box & genset Security main switch on a/c power Double Racor filters for engines Glendinning 100 amp cable master w/125' cord at transom Glendinning Controls w/ 1 remote Sea-fire Smoke and Temp alarms (10 units) Run wires for monitor and 4 cameras and 1 controller Jabsco emergency crash clutch pump 18330-0000 with 4 pick up (2) Water Heaters 30 Gallons Sentry Battery Chargers-1x80Amp 24V-1x30Amp 24V-1x30Amp 12V Livos Engine Room Filters and Fan System Tide Seal Dripless shaft logs In-Line Recirculating "Hot Water" pump Fill-Rite 901-1.5" Flow Meter Factory installed Mechanical Equipment. Cont. Water Drop Exhaust to generators Sea-Fire automatic fire extinguisher system FM200 Single anchor system to Maxwell VWC 4000 w/200 lb. Anchor Safety rails around twin engines (2) Removable shelves over Gensets on both Port & Stbd side of Engine Room Installation for water filtration system (2) additional fluorescent lights in E/R Danforth Compass 5" in upper helm (1) Newmar 50 AMP DC 24V to DC 12V converter Hard Top Single Masthead Light on Hard top Headhunter TW-200 waste treatment system Electric opening Transom Door Marquipt sea stairs – 8 step 15' AB Tender w/Yamaha outboard 10 Man Life Raft Quicklift 2000lb Davit w/Rotation Sea Recovery PW 1400 gal/day Watermaker Safety Package-Life Jackets/Fenders/Fire Extinguishers/Dock Lines/Flares/Dual plug phone TV cord

Interior Equipment

Interior European Cherry and Sapele wood Curved cabinetry in Master & VIP and Inlay on cabinet doors in Salon, Port and Stbd Guests Headliner W/Foam throughout the boat (70) Decorator Pillows Vimar Electrical switches w/ 13 Dimmer switches Mirror ceiling in day head Sconces in main salon WDI sound proof floor in galley Granite Back Wall above Galley Cook

Top Bar stools in galley x 2 (2) Hafele S/S Pull-out Pantry above Sub-Zero Fridge Drawers in Stbd walkway (2) Pocket sliding door to access Port and Stbd walkway from dining area Customized Ceiling Soffit in Main Salon (1) Custom Design wood work & upholstered club chair in the aft Main Salon Marble bar top in Salon Marble top for Cocktail Table in Salon Marble top for Port Side Table in Salon Marble/Granite Fwd console top in Salon Decorative plumbing fixtures and hardware supplied by YIBS Headhunter (8) heads Awl Grip finish in shower stalls (total 5) Kohler Compass sink K-229-96 Black under counter lavatory in salon bar Kohler sinks in VIP (2), Port, & Stbd. Demilav sinks in Master (2) Caxton sinks in Captain & Crew Plus Day head Graff G-6030-CI4U-PC Chrome Sink Faucet (wall mount) in Day Head Marble counter top in Crew Lounge Granite wall on both sides of Day Head sink Granite floors in Day Head & VIP Guest Heads Glass door in VIP shower Marble on shower walls & floor in Master Head Marble Bathroom floor in Master Marble backsplash on wall behind His and Her toilets in Master Bathroom Privacy drape tracks in Master Bathroom Glass door for Master shower Frameless clear glass shower doors in Port and Stbd Guest Bathrooms Marble shower seat in VIP Marble shower seat in Port Guest Bathroom Marble shower seat in Stbd. Guest Bathroom Marble shower seats in Captain and Crew Bathrooms Marble Bathroom Floor in Port Guest Marble Bathroom Floor in Stbd Guest Marble & Teak flooring in Lower Foyer Large Pneumatic Lift for Bed in Master Pullman Berth in Crew Cabin Samdam K-Pro Insulation between VIP Wall and two Guest Cabins Mirror back of closet door in Port Guest, Starboard Guest and Master Majilite upholstery (2) Stidd Chairs

Exterior Equipment

Curved glass for both sides of Deckhouse (6) Custom fiberglass portholes 24" x 12" (5) Large mold in FRP & open able porthole with fly screen (2) Large mold in FRP fixed portholes Forward L-Shaped Wet Bar w/ 3 bar stools on F/B Custom Fly Bridge seating Sliding mechanism for tables in F/B x 3 Storage locker aft of Fly Bridge (4) Cup holders at both sides of Stbd/Port settee in F/B S/S Foot Rest for Fwd Stbd FRP Cabinet and Seating in F/B Customized FRP thin cabinets at port and stbd side of F/B Whirlpool Hot Tub with FRP Seating On Flybridge Marble Counter Top for Hot Tub Bar in F/B (3) Bar Stools Hot Tub Bar Counter in F/B S/S gate between hot tub and F/B seat FRP Cabinet with Fire Magic 3C-S1S1N-A S/S (deluxe counter top) Gas BBQ Grill on F/B 2" "U" shape staple hand rails in F/B Sliding hatch from P/H to F/B (2) Stainless Steel baby gates at Aft Deck Aft deck seating Teak Aft Deck Chairs (5) Aft Deck Wet Bar with sink located in wing under lift up top Aft deck teak table with Compass Rose, on Sliding and Hi-Low mechanisms Custom Stairway to access Aft Crew Cabins from Aft Deck with weather proof door Electric Aft Deck Sliding Door with Sensor and Manual control Locker for boarding ladder located on aft deck 2 -3/8 " oval stainless hull banding w/solid wood insert and 4" off set (5) 3" U-Shaped Hand Rails on Swim Platform (2) sets of 13" L-shaped cleats at Swim Platform Stainless Steel corner Hawse pipe with rollers & cleat at Port & Stbd side of Aft Deck Enlarged Aft Deck hawsers openings with rollers (2) Aft Spring, recess in wide body Kahlenberg Air Horn Spur cutters on shafts Enclosed FRP box w/seat and non-skid finish for storage on bow (8) waterproof Bow deck lights, (2) Quartz flood lights One piece stand post plus wiring and davit reinforcement

Appliances

GE WCVH4800KWW White Washer in Lower Foyer GE DCVH480EKWW White Dryer in Lower Foyer U-LINE 2115R S/S Fridge in Crew Quarters GE PEB2060DMWW White Microwave in Crew Quarters GE WCVH4800KWW White Washer in Crew Quarters GE DCVH480EKWW White Dryer in Crew Quarters GE Profile PFCS1NFZSS S/S Fridge in Galley Sub-Zero 700BR w/o Cherry Panel Fridge in Galley GE Profile PHP900DMBB Black Cooktop with Profile PT916SRSS S/S Oven in Galley GE Profile PVM1970SRSS S/S Microwave (to vent outside) in Galley GE GFC720V Black Disposal (on sinktop switch) in Galley FRANKE UDSK900-18 S/S Sink in Galley VIGO VG02001CH Chrome Faucet in Galley GE Profile GCG1580RSS S/S Trash Compactor in Galley GE ZDIC150WBB Black Ice Maker in Galley (2) U-LINE 1115WCB Black Wine Coolers in Main Salon GE ZDIC150WBB Black Ice Maker in Main Salon U-LINE 2115R S/S Fridge at Aft Deck GE ZDIS150WSS S/S Ice Maker at Aft Deck Std. S/S Sink at Aft Deck Std. CHROME FAUCET AT AFT DECK U-LINE 2115R S/S Fridge in Flybridge GE ZDIS150WSS S/S Ice Maker for Wet Bar in Flybridge Std. S/S Sink in Flybridge Std. Chrome Faucet in Flybridge (2) EDGESTAR FP861 Grey/Top Freezer in Flybridge

Audio & Visual Equipment

KVH2011 Tracvision HD7 USA Triad technology for directv hd mounted @ mast KVH2011 Tracvision M5M7HD7ANT RG11 m5 m7 hd7 antenna rg11 100ft mounted @ mast KVH2011 SWM Expansion HD7 16 Tuners 1 tracvision hd7 swm expansion 16 tuners mounted @ mast TRIPPLITE HTR05-1U 1u ups 7 outlets 1 switch load Mounted @ doghouse KVH2011 Tracvision M7 Empty Dome 1 empty dome/baseplate complete assembly mounted @ mast Edson 5" Tower for KVH M7 OR FB500 2 5" tower for kvh m7 or f55 mounted @ mast Edson Adjustabel Starboard Wedge 2 for use with 5" & 10" towers mounted @ mast Concord TV Distribution Board premade starboard assembly for shipyard install mounted @ doghouse 21" dia marine ant w/12/24vdc & 110vac supply 1Shakespeare 2030 TV Antenna mounted @ mast Controls ant gain and selects ant or shore cable 1Shakespeare 2025 CP Controller mounted @ dog House Lilly Basic Stainless GPS Mount stainless pipe mount for arch or hard top mounted @ mast JL Audio M770 CCX Marine Speaker - White m770 ccx 7 in speakers no separate tweeter 100w mounted @ flybridge overhead Fusion MS-IP700 IPOD AM/FM Color 4x70w,sirius ready, 4 zone mounted @ flybridge helm FUSION MS-NRX200 700 series wired remote mounted @ flybridge aft deck FUSION 20M WIRED EXT CBL(MS-WR100,WR 20 m wired remote extension cable (ms-wr100,wr600) mounted @ flybridge aft deck JL AUDIO M770 CCX MARINE SPEAKER-WHITE m770 ccx 7 in speakers no separate tweeter 100w mounted @ flybridge aft deck DirecTV HD DSS Receiver - Lease high def, no cable tv input, lease from direct Mounted @ salon rack HDMI over category 5e cable extender 1Vanco HDMI Over CAT5Emounted @ doghouse rack, feeds future flybridge TV VIMAR 110V GFI Outlet - Waterproof 110v gfi outlet, with waterproof cover mounted @ flybridge for future flybridge TV HDMI A/V Outlet with waterproof cover Vimar HDMI Outlet - Waterproof mounted @ flybridge for future flybridge TV WP controller & gateway RTI U2 Waterproof System control for flybridge & bow zones JL Audio M770 CCX Marine Sperkter-White m770 ccx 7 in speakers no separate

tweeter 100w mounted @ bow seating Speakercraft Accufit CRS7 One in-ceiling spkr, dia 9 7/8" depth 2 3/4" (each) mounted @ pilothouse-control from salon remote M770 ccx 7 in speakers no separate tweeter 100w 1JL Audio M770 CCX Marine Speaker-White mounted @ aft deck WP controller & gateway RTI U2 Waterproof System mounted @ aft deck High def, no cable tv input, lease from direct DirecTV HD DSS Receiver - Lease mounted @ salon rack for aft deck Vanco HDMI Over CAT5E hdmi over category 5e cable extender mounted @ salon rack for aft deck 46" led 1080p 3d 240 cmr slim iptv wifi Samsung UN46ES6500 mounted @ aft deck Motorized 46" fold up tv lift Motivated Design 46" LED TV Fold Up LIF mounted @ aft deck Item integrate lift functions with universal remote Motivated Design Remote Kit mounted @ aft deck 55" led 1080p 3d 840cmr slim camera iptv Samsung UN55ES7500 mounted @ salon Flat to bulkhead, max 175lbs, vesa 400 x 600 Concord TV Mount Ultra Thin large mounted @ salon 120w, 7.2ch, 7/3 hdmi a/v receiver DENON AVR-3313CI mounted @ salon 100 hour hd, 300 sd, or combinaton of both content 1DirecTV HD DVR Receiver – Lease mounted @ salon 36 blu ray player 3d wifi Samsung BDE6500 mounted @ salon On screen menu navigation, video out and ir remote 1Sonace FS-23 IPOD Dock mounted @ salon 750va, 1u ups rack mount, 6 outlets 2 switch loads 1Tripplite HTR07-1U mounted @ salon in-ceiling spkr, dia 9 7/8" depth 2 3/4" (each) Speakercraft Accufit CRS7 One mounted @ salon Powered compact subwoofer 6.5" NILES SW65N Powered Sub mounted @ salon Sliding equipment rack, requires assembly Middle Atlantic Sliding Rack Assembly mounted @ salon Universal controller, control processor, gateway 1RTI T3V+ XP8 System mounted @ salon Concord Wireless N Access Router n protocol wifi router, multi port, backward comp mounted @ salon License for ipad control device on xp processor RTI IPAD License mounted @ salon for ipad control Various length, various connectors needed for proj 1Monster Cable Cabin medium mounted @ salon 8 ch 100 watts per channel @ 4 ohms Sonance Sonamp 875D SE Mult-channel mounted @ salon, for aft deck, bow, ph, dining 8 in 8 out audio matrix switcher rca connector Extron 8X8 Audio Matrix mounted @ salon, for aft deck, bow, ph, dining in-ceiling spkr, dia 9 7/8" depth 2 3/4" (each) Speakercraft Accufit CRS7 One mounted @ dining Phillips 26" LED Backlite LCD TV 26" led backlit lcd tv 3xhdmi w/audio out Mounted @ galley Concord TV Mount Ultra Thin Small flat to bulkhead, max 40lbs, vesa 100 x 200 Mounted @ galley 1 DircTV HD DSS Reciever - Lease high def, no cable tv input, lease from direct Mounted @ doghouse for galley Tripplite HTR05-1U 500va, 1u ups 7 outlets 1 switch load Mounted @ doghouse for galley Item transmit & receive hdmi baluns Niles HDMI Over CAT-5E Mounted @ doghouse for galley In-ceiling spkr, dia 9 7/8" depth 2 3/4" (each) Speakercraft Accufit CRS7 Mounted @ galley 26" led 4003 series Samsung UN26D4003 mounted @ fwd vip flat to bulkhead, max 40lbs, vesa 100 x 200 Concord TV Mount Ultra Thin Small mounted @ fwd vip high def, no cable tv input, lease from direct DirecTV HD DSS Receiver - Lease mounted @ fwd vip ir expansion kit for 3 units Niles RCA-SM2 Black IR KIT - 3 UNIT mounted @ fwd vip Samsung UN32ES6500 32" 1080p 3d led-lcd hdtv w/wifi Mounted @ port guest Concord TV Mount Ultra Thin Small flat to bulkhead, max 40lbs, vesa 100 x 200 Mounted @ port guest DirecTV HD DSS Receiver - Lease high def, no cable tv input, lease from direct Mounted @ port guest Niles RCA-SM2 Black IR Kit - 3 Unit ir expansion kit for 3 units Mounted @ port guest Samsung UN32ES6500 32" 1080p 3d led-lcd hdtv w/wifi Mounted @ stbd guest Concord TV Mount Ultra Thin Small flat to bulkhead, max 40lbs, vesa 100 x 200 Mounted @ stbd guest DirecTV HD DSS Reciever - Lease high def, no cable tv input, lease from direct Mounted @ stbd guest Niles RCA-SM2 Black IR Kit - 3 Unit ir expansion kit for 3 units

Mounted @ stbd guest Samsung UN40ES6500 40" led 1080p 3d 240 cmr slim iptv wifi mounted @ master Concord TV Mount Ultra Thin Large flat to bulkhead, max 175lbs, vesa 400 x 600 mounted @ master DirecTV HD DSS Reciever - Lease high def, no cable tv input, lease from direct mounted @ master Sonance FS-23 IPOD Dock on screen menu navigation, video out and ir remote mounted @ master Samsung BDE6500 Item blu ray player 3d wifi mounted @ master Denon AVR2313CI 7.2ch av receiver, hdmi 1.4a 7in 1 out 3d ready mounted @ master In-ceiling spkr, dia 9 7/8" depth 2 3/4" (each) Speakercraft Accufit CRS7 One mounted @ master Universal controller, control processor, gateway RTI T3-V+ XP6 SYSTEM mounted @ master Triplite HTR07-1U 750va, 1u ups rack mount, 6 outlets 2 switch loads mounted @ master Middle Atlantic Sliding Rack Assembly sliding equipment rack, requires assembly mounted @ master Toshiba 19 inch LCD TV/DVD Combo 19 inch lcd with tuner, speakers, and dvd mounted @ captain cabin Concord TV Mount Ultra Thin Small flat to bulkhead, max 40lbs, vesa 100 x 200 mounted @ captain cabin DirecTV HD DSS Reciever - Lease high def, no cable tv input, lease from direct mounted @ captain cabin Niles RCA-SM2 Black IR KIT - 3 Unit ir expansion kit for 3 units mounted @ captain cabin Monster Cable Cabin Small various length, various connectors needed for proj. mounted @ captain cabin 9.5" overhead monitor dvd combo w/atsc tv tuner 2VST1 VOH-950DVT Mounted @ crew aft Samsung UN26D400326" led 4003 series mounted @ crew galley Concord TV Mount Ultra Thin Small flat to bulkhead, max 40lbs, vesa 100 x 200 Mounted @ crew aft DirecTV HD DSS Reciever - Lease high def, no cable tv input, lease from direct mounted @ crew bunks Xantech AV-61 1x6 audio/video distribution amp Mounted @ crew aft DirecTV H25 RF Remote Kit wall mount, rf dongle, and rf remote Mounted @ crew aft Niles RCA-SM2 Black IR Kit - 3 Unit ir expansion kit for 3 units mounted @ crew bunks Monster Cable Cabin Small various length, various connectors needed for proj mounted @ crew bunks Newmar 32-12-50 DC-DC Converter 20-50v -13.6vdc, 6.2h x 6.8w x 18.1d 40@ continuous Concord Wireless N Access Router Master & Exterior Deck n protocol wifi router, multi port, backward comp. Concord Surge Outlet Strip 120VAC multigang 120v voltage surge outlet strip

Navigation/Electronics Package

Furuno NAV3D BB MFD Processor navnet 3d black box mfd processor Mounted @ Pilot House Furuno NAV 3D 12KW, 72N.M. 6' Array uhd, 12kw, 72n.m., 6' array 24/36/48 rpm mounted @ hard top Furuno NAV 3D 12KW 20M Exchange Cable exchange standard cable for 20m mounted @ hard top Furuno NAV 3D BB Control Keyboard navnet 3d black box control keyboard mounted @ upper and lower helm Furuno NAV 3D Keyboard EXT Cable 10m extension cable mounted @ upper and lower helm Furuno BBWGPS WASS GPS Antenna waas /gps 12 channel receiver mounted @ hard top Furuno BBWGPS 10 M Extension Cable signal extension cable for gps antenna mounted @ hard top Lilly Basic Stainless GPS Mount. Stainless pipe mount for arch or hard top mounted @ hard top Furuno RD33 NMEA Repeater Color nmea repeater display, color, requires nmea cablng mounted @ lower helm Furuno RD33 NMEA Repeater Color nmea repeater display, color, requires nmea cablng mounted @ upper helm Furuno 235-MSLF 235KHZ Smart Sensor long stem bronze nmea 2000 depth and temp only mounted aft @ hull Furuno DST 800MSF n2k 235khz flush mount depth speed temp 6m cable mounted fwd @ hull Furno NMEA 2000 Install Kit backbone and drop cables for system

mounted @ hard top pb200 AIRMAR PB200 mounted @ hard top 6m nmea2000 cable for
 pb200 Furno PB200 NMEA2000 Cable Lilly 12" FIXED SS Deck Mount 12" fixed ss deck mount
 mounted @ hard top Furuno NAV 3D HUB101 Interswitch 3d interunit hub switch, ethernet,
 cables required Furuno Navpilot 700 1 controller, processor, rf, heading sensor Mounted @ lower
 helm Furuno Navpilot 700 EXT Cables 20m extension cables as needed Mounted @ lower helm
 Furuno Navpilot 700 3.6" 2ND STATION 2nd station control, 3.6" screen, 10m cable mounted @
 upper helm Furuno Navpilot 700 2ND STA EXT 20m 2nd station display extension cable
 Mounted @ upper helm Furuno FPS8 power steering module Furuno Navpilot HRP 17-24
 PUMPSET 24vdc hydraulic pump for rams to 25 cui mounted @ engine room Masters M17-4IP/D
 No Glass lcd monitor 17", normal, no glass 10.8-36.8vdc Mounted @ Pilot House KEP
 MarineKEPL-15 Sunlight Readable 1000 nits, waterproof, 2 vga, 2 dvi, 3 composite Mounted @
 upper helm (special price from KEP) Furuno NAV3D 12" MFD Display 12.1" color display, time
 zero redraw, nooa charts Mounted @ upper helm Furuno NAV3D 10M Network Cable 10m
 network cable for nn3d only Mounted @ upper helm Furuno NAV 3D 6KW, 64N.M. 4' Array 6kw,
 64n.m., 4' array, 15m cable Furuno NAV 3D 6KW 20M Exchange Cable exchange standard
 cable for 20m Concord DVI-D 50FT 50ft dvi-d cable Concord VGA Cable 25 Feet vga cable
 mounted @ lower helm Concord VGA Cable 50ft vga cable Mounted @ upper helm Furuno FM
 4000 VHF 25 Watt 25w, 30w heiler, dsc, dual ram option mounted @ upper and lower helm
 Furuno FM 4000 Flush Mount Kit installation accessory for fm 4000 mounted @ upper and lower
 helm Furuno FM 4000 Remote MIC 2nd station mic mounted @ upper and lower helm Furuno
 FM 4000 MIC EXT Kit microphone extension kit mounted @ upper and lower helm Furuno FM-
 4000 EXT Cable 23ft extension cable for 2nd mic mounted @ upper and lower helm Newmar
 Hailer Horn 60/40 40 watt, 60 peak, lexan abs, commercial mounted @ hard top Newmar
 Hailer Horn EXT Cable priced per foot mounted @ hard top Digital 500 Series 16' VHF ANT
 10db gain, (151.8-161.8mhz)/w/20' rg8/x cable mounted @ hard top, connect to pilothouse vhf
 radio Digital Custom Cable additional factory cable length, per foot mounted @ hard top Lilly
 Round Base Swivel Mount ss round swivel mount, requires upper support mounted @ flybridge
 side Lilly Upper Support plastic upper support for antennas mounted @ flybridge side
 Concord marine Dome Camera ip66, 600tv line, 2.8-12mm lens, day/night mounted @ flybridge
 side Pelco Siamese Fused CAM Cable simon siamese cam cable, coax and 2 conductor
 mounted @ flybridge side Concord Quad Switcher W/Keypad 4 cam system quad switcher w/8
 button keypad Video distribution amplifier w/fusible link Flir Video Distribution LIR Video
 Distribution AMP DC Voltage video to all helm screens Newmar 32-12-50 DC-DC Converter
 20-50v -13.6vdc, 6.2h x 6.8w x 18.1d 40@ continuous Concord Computer System AMD custom
 amd computer system, dual comm ports Mounted @ Pilot House - 24vdc Concord Computer
 System AMD custom amd computer system, dual comm ports Mounted @ Pilot House - 24vdc
 Concord RF Keyboard only No Mouse rf controlled keyboard non waterproof Mounted @ Pilot
 House Nauticomp Mouse, Panel MNT gray 3 button mouse, panel mount, weatherproof
 Mounted @ upper helm Part Cable PS/2 50 FT 50' ps/2 cable Mounted @ upper helm -
 control nav computer Furuno GP 33 WAAS Color GPS can bus interface gps, 4.3" lcd Furuno GP
 33 ANT Cable Extension 15 meter antenna extension cable Furuno GP33 NMEA0183 Cable
 nmea0183 for gp33 Lilly Basic Stainless GPS Mount stainless pipe mount for arch or hard top
 ACR RCL 100D 24VDC Spotlight includes 1 urp102 and urc-102 master controller, Mounted @
 Pilot House ACR URP-102 Point Pad Kit 2nd station kit, includes splitter, f connectors Mounted

@ Pilot House Noland NMEA 0183 HI Speed Expander primarily for ais talker to 4 x rs422 & 1 x rs232 Nobeltec Trident. Trident time zero, noaa raster and vector charts KVH FB150 SAT Phone Inmarsat fleet 150 sat phone, up to 150 kpbs, voice, sms Concord Surge Outlet Strip 120VAC multigang 120v voltage surge outlet strip Concord Wireless N Access Router n protocol wifi router, multi port, backward comp. Concord CAT 5 - Shielded Marine 500FT marine grade cat 5 shielded- blue jacket Panasonic PH 824 ADV HYBRID 3co & 8 ext expandable to 8 co, 24 ext Panasonic PH 824 Caller ID Card ta 82493-3 caller id card for ta-624 ksu Panasonic PH T-7731-B Spkr Phone black, 24 button 1 line disp. spkr. phone for ta s Panasonic PH Programming Charge system programming, and overlays Concord Phone Distribution Board premade starboard assembly for shipyard install Concord Blue Sea 5015 Fuse Block dc fuse block RG-6 coax 500' box Part Coax 500' Box RG-6tinned,18 gauge,2 conductor,shielded wire, Concord 16 Port Gigabit Switch 16 port 10/100/1000mbps switch

Exclusions

Owner's personal effects are not included. A detailed list is available prior to any written offer.

Exclusions


Owner's personal belongings.

Disclaimer

The Company offers the details of this vessel or yacht in good faith but cannot guarantee or warrant the accuracy of this information nor warrant the condition of the vessel. A buyer should instruct his representatives, agents, or his surveyors, to investigate such details as the buyer desires validated. This vessel or yacht is offered subject to prior sale, price change, or withdrawal without notice.

PHOTOS

















CONTACTS

Andrey Shestakov, leading yacht broker of the sales department of Shestakov Yacht Sales Inc. Shestakov Yacht Sales Inc., the official representative of the Miami/Fort Lauderdale FL headquarters.

Contact details

Email: andrey@shestakovyachtsales.com

Web: shestakovyachtsales.com/en/

Telephones

USA: +1(954)274-4435

Office hours

Monday – Saturday: **9:00 - 21:00** EDT

Sunday: **closed**

Address



Harbour Towne Marina, 850 NE 3rd St,
STE 213, Dania, FL 33004