

A LAZY DAY — NEPTUNUS



Судостроитель: NEPTUNUS

Год постройки: 2004

Модель: Крейсер

Цена: ЦЕНА ЯХТЫ ПО ЗАПРОСУ

Местонахождение: United States

Длина общая: 62' 0" (18.90m)

Ширина: 16' 7" (5.05m)

Мин. осадка: 5' 0" (1.52m)

Макс. осадка: 5' 2" (1.57m)

Крейс. скорость: 26 Kts. (30 MPH)

Макс. скорость: 30 Kts. (35 MPH)

Купить **A LAZY DAY — NEPTUNUS** а также выбрать подходящую вам яхту из нашего **каталога яхт** вам поможет опытный яхтенный брокер Андрей Шестаков. На сегодняшний день компания **Shestakov Yacht Sales Inc.** имеет большое количество яхт в **собственном списке продаж**, а также тесно сотрудничает со всеми крупными **яхтенными производителями** по всему миру.

Для того чтобы купить яхту **A LAZY DAY — NEPTUNUS** а также проконсультироваться по любому вопросу связанному с покупкой, продажей, чартером яхт позвоните по телефону **+7(918)465-66-44**.

ОГЛАВЛЕНИЕ

ОГЛАВЛЕНИЕ	2
ХАРАКТЕРИСТИКИ	6
Основная информация	6
Размеры	6
Скорость, вместимость и масса	6
Размещение	7
Корпус и палуба	7
Информация о двигателе	7
ПОДРОБНОЕ ОПИСАНИЕ	8
Vessel Walkthrough	8
Salon	8
Galley	9
Dinette Area	9
Lower Helm	10
Companionway	10
Day Head	10
Master Cabin	10
Master Head	11
Guest Cabin	11
VIP Cabin	12
VIPGuest Head	12
Foredeck	13
Aft Deck	13
Flybridge Layout	14
Flybridge Equipment	14
Flybridge Electronics	14
Hardtop Equipment	15
Engine Room	15

Lazarette	15
Electrical	16
Construction Details	16
Remarks	16
Exclusions	16
Disclaimer	16
Исключения	17
Отказ от ответственности	17
ФОТОГРАФИИ	18
Salon Looking Forward	18
Salon to Starboard	18
Salon to Port	18
Salon Entertainment Center	18
Galley Looking Forward	18
Galley Looking to Port	18
Looking Aft from Galley	18
Looking Forward from Galley	18
Dining Settee	19
Lower Helm	19
Companionway	19
Companionway Electrical Panel	19
Day Head	19
Master Looking Aft	19
Master Looking to Port	19
Master Looking to Starboard	19
Master Looking Forward	20
Master Head	20
Master Head	20
Companionway Forward	20

Companionway Laundry	20
Guest Cabin Looking Aft	20
Guest Cabin Looking Forward	20
VIP Looking Foward	20
VIP Aft to Starboard	21
VIP Aft to Port	21
Guest Head	21
Guest Head	21
Foredeck	21
Foredeck	21
Anchor Detail	21
Side Decks	21
Aft Deck	22
Aft Deck Steps	22
Aft Deck Grill	22
Aft Deck Seating	22
EZ Flybridge Access	22
Flybridge Steps	22
Flybridge Seating	22
Port Flybridge Bar	22
Port Flybridge Bar	23
Starboard Flybridge Bar	23
Flybridge Looking Aft	23
Portside Wing Controls	23
Helm	23
Starboard Side of Helm	23
Stidd Helm Seats	23
Companion Seats	23
Hardtop Equipment	24

Engine Room Access	24
Starboard Engine	24
Port Engine	24
Forward Engine Room Area	24
CAT Generator	24
Chilled Water AC	24
Charger	24
Port Lazarette	25
Starboard Lazarette	25
Alternate Profile	25
Alternate Profile	25
Alternate Profile	25
КОНТАКТЫ	26
Контактная информация	26
Телефоны	26
Время работы	26
Адрес	26

ХАРАКТЕРИСТИКИ

Основная информация

Тип судна: Крейсер

Подкатегория: Sedan Cruiser

Модельный год: 2005

Год постройки: 2004

Страна: United States

Верх: Hardtop

Открытая палуба мостика: Да

Размеры

Длина общая: 62' 0" (18.90m)

Длина по ватерлинии: 58' 0"
(17.68m)

Ширина: 16' 7" (5.05m)

Мин. осадка: 5' 0" (1.52m)

Макс. осадка: 5' 2" (1.57m)

Длина привального бруса: 65' 4"
(19.91m)

Скорость, вместимость и масса

Крейс. скорость: 26 Kts. (30 MPH)

Крейсерская скорость поворота:
2050 Kts.

Дальность на крейсерской скорости: 325

Макс. скорость: 30 Kts. (35 MPH)

Макс. скорость поворота: 2300 Kts.

Водоизмещение: 79999 Pounds

Вместимость воды: 230 Gallons

Вместимость сточного бака: 130
Gallons

Объем топливного бака: 1122
Gallons

Размещение

Всего кают: 3

Всего коек: 3

Спальные места: 6

Всего ком. состава: 3

Корпус и палуба

Материал корпуса: Fiberglass

Материал палубы: Fiberglass

Комплектация корпуса: Modified
Deep Vee

Цвет корпуса: white

Отделка корпуса: Aluminum

Дизайнер корпуса: Tony Castro

Информация о двигателе

Двигатели: 2

Производитель: Caterpillar

Модель: C-18

Тип двигателя: Inboard

Тип топлива: Diesel

ПОДРОБНОЕ ОПИСАНИЕ

Vessel Walkthrough

A LAZY DAY is a Euro Style Sedan Motor Yacht with a decidedly North American flair. Her interior is graced with a natural cherry joinery with a high glass finish. A LAZY DAY has the “more standard” layout with three staterooms and three heads.

Boarding A LAZY DAY is from either the swim platform or up the port or starboard steps, from the Aft Deck port or starboard side.

A LAZY DAY has a comfortable Aft Deck with built in seating, same level Salon with a raised Galley and Dinette plus a compact Lower Station with full navigation equipment. Below decks are three staterooms and three heads. The Master is amidships take advantage of the widest and quietest part of the yacht and includes a full head en suite. Forward is the VIP Cabin with full Guest Head and in between is the Guest Cabin with a double berth below and single berth above. Across the Companionway is a Guest Head or Day Head with a sink and toilet.

The Engine Room is accessed via a hatch in the Aft Deck sole. A large Lazarette can be accessed from a hatch in the aft settee.

The Flybridge Deck has easy access via stairs from the Aft Deck. The optional Neptunus hardtop, three side enclosure and the signature open air sun lounge ahead of the Helm.

Salon

The Salon is entered via a “Trend” curved stainless steel sliding door with a sliding insect screen and full drapes. The yacht's bamboo sole compliments the cherry joinery very nicely.

Immediately to port is a build in cherry three drawer end table followed by a two person off white Ultra Leather love seat with storage below. Behind the seating is the Neptunus two level cabin side windows separated by an upholstered panel and covered with full drapes for each window.

Next forward is a curved cabinet two door with entertainment electronics below and a 30” Sharp LCD TV above. Within the cabinet is the Sharp TV receiver, a Clarion AM/FM/CD/DVD entertainment system and a Clarion 6 disc CD/DVD changer, the SeaTel SAT TV controller and a Glomex terrestrial TV antenna control.

To starboard upon entering is a large L shaped off white Ultra Leather settee with storage below and built in cherry end tables fore and aft. The forward end table has two storage cabinets. In front of the sofa is an oval cherry coffee table. Behind the

corner of the sofa are two cabinet doors for additional storage presently used for the yacht's extensive equipment manuals. Behind the settee are windows and window treatments to match those to port.

Also in the Salon is an attractive ceiling detail over the coffee table with two halogen mini spots within. There are also five mini Clarion speakers including a hidden subwoofer, two sconce lights, six additional halogen mini spots, a CO detector, a central vacuum outlet, a digital AC controller and a throw rug over the bamboo flooring.

Galley

The oversized Galley is two steps up to forward and has a bamboo planked sole for durability. The galley occupies the full beam of this area thanks to relocation of the steps to below being moved forward on these later model 62's.

The appliances are arranged in a U shape off the starboard bulkhead with additional storage and refrigeration to port.

Equipment includes:

Two level Avonite countertop AEG four burner ceramic cook top w/stainless steel trim Faber exhaust fan with work lights over the cook top Stainless Steel built in Panasonic Dimension 4 Microwave/broiler/oven Two subzero refrigerator drawers below countertop Tundra separate freezer behind a cherry door Frigidaire dishwasher with cherry front Under mount double stainless steel sink SK removable spray faucet Separate stainless steel drinking water tap Stainless steel soap dispenser Insinkerator food disposal (2) Cherry drawers (11) Cherry cabinets including a large corner cabinet

On the port side of the yacht behind cherry drawers and below a cherry countertop are the following Galley conveniences:

Danby wine cooler Sub Zero under counter refrigerator behind a cherry door (2) Large storage cabinets with three pull out drawers for dishes within (4) Additional cherry drawers Also to port is a Sony 23" Bravia LCD TV. Lucite front wine glass cabinet overhead to port (7) Halogen mini spots Also in this area are port and starboard windows with drapes.

Dinette Area

Just forward and one half step up from the Galley on the starboard side is a large U shaped dining settee upholstered in off white Ultra Suede to compliment the sofas in the Salon. Seating for four to six people. The burlwood topped table has twin cherry bases. Large wrap around windows forward offer plenty of natural light and a great view as well!

A central vacuum outlet and four halogen overhead mini spots are in this area.

Lower Helm

Just to the port side of the dinette is a fully furnished helm area that includes the following equipment:

Springfield Ultra Leather upholstered helm seat Raymarine ST 60 Tri Data speed/log/depth Raymarine RCL 80C color 72 mile radar Northstar 962 color plotter/GPS (2) CAT LCD engine monitors CAT electronic clutch and throttle control Simrad AP25 Autopilot Raymore Ray 240 VHF radio w/ DSC and remote speaker Teleflex tilt helm Dino wood helm wheel Vetus bow thruster control Fireboy fire system engine override control Windshield defogger controls Bennett trim tabs controls Horn button Bilge alarm monitors panel w/(3) digital LCD bilge pump monitors 5" Ritchie high speech compass Start/stop switches (2) Storage cabinets below helm Graphic panel to monitor Nav lights, AC/DC power indicator & Engine Room light

Companionway

Starting just outboard of the lower station to port is the companionway to the lower deck. The seven curved steps each with a stop light lead to a landing with the yacht's electrical panel outboard. An attractive cherry handrail leads the way.

At the base of the steps one can go aft and down two steps to the day head to port followed by the master cabin or forward and up one step to the laundry center with a stacked Whirlpool washer and dryer. Further forward is the entrance to the Guest Cabin to starboard, the Guest Head to port, and the VIP Cabin forward.

Above is a much appreciated skylight flooding the area with natural light.

Day Head

Unique to 62' models of this era is the Day Head. The bow front cherry vanity has one storage cabinet below and an Avonite counter above with a stainless steel under mount sink and a single lever two tone faucet above. Two mirrored medicine cabinet doors are above the sink. The sole is granite tile.

Master Cabin

The Master Suite is entered via an arched door from the forward end of the suite. Centerline there is a tapered queen sized berth with two storage drawers at the foot of

the berth and rope lighting hidden around the perimeter of the berth. The upholstered headboard is affixed to a five panel mirror aft of the berth. There is a small brass swing arm reading lamp port and starboard as well as a reading light in the soffit above for each side of the berth. Each side also has a built in nightstand with two storage drawers each side. To port is a bank of eight cherry drawers below a cherry countertop. A large opening port is hidden behind drapes with a cherry valance. Next forward is a two door cedar liner full size hanging locker with auto light.

On the forward bulkhead a Sharp 20" LCD TV is built into the bulkhead.

Starting aft on the starboard side are eight cherry drawers, a cherry countertop and drapes with a cherry valance covering a large opening port, all matching those to port.

Next forward is a small vanity, mirror, and stool with the access to the en suite Head next forward.

Also in this cabin are seven additional halogen mini spots, a CO monitor, a digital AC control and two stage Clarion speakers beneath the berth..

Music is provided by a Clarion AM/FM/CD stereo. A separate Audiovox DVD player is adjacent.

Master Head

Accessed only from the Master Suite is the master head with a bow front cherry vanity with one storage cabinet below and an under mount sink and two tone single lever faucet above.

The counter top is Avonite. There are four mirrored cabinets above the dressing mirror and an opening stainless steel porthole behind a duette shade.

The toilet is a Raritan Atlantis model. The sole is marble tile and the overhead is mirrored.

The stall shower has a clear acrylic door, a seat, a hand held or wall mountable shower fixture, a light, a shelf and an exhaust fan.

Three additional halogen mini spots provide plenty of light.

The entry door is a sliding cherry pocket door.

Guest Cabin

Next forward in the Companionway is the Guest Cabin. Entered via the inboard forward corner of the cabin via an arched cherry door is a double bunk outboard and aft.

The bed is a double with two small drawers and one large drawer beneath the berth. There are two reading lights and outboard shelf with two opening stainless steel portholes behind a Roman shade above the berth. Inboard and aft is a three drawer cherry nightstand with a AC delivery and a digital AC controller above.

At the forward end of the berth is a cherry door cedar liner hanging locker. On the forward bulkhead is a Sharp 15" LCD TV.

Also in this cabin are four halogen mini-spots, a central vacuum outlet and a carpeted sole.

VIP Cabin

All the way forward is the VIP Cabin with a centerline queen berth, upholstered headboard over a mirrored panel and two overhead reading lights.

There are two large drawers at the foot of the berth. To both port and starboard are built in cherry countertops that serve as nightstands. Above on each side are oval stainless steel opening portholes with screens and full drapes. Further above are four cherry cabinets on each side.

Aft to port is a double door cedar lined hanging locker followed by the entry door to the Forward Head.

Facing forward on the starboard side is a built in 15" Sharp LCD TV and a cabinet with storage within. Below a large mirrored panel is a cherry topped vanity with a single drawer and a stool.

The starboard side has a two door cedar lined hanging locker with wiring for a Direct TV receiver within.

Also in this cabin are digital AC controls, five overhead LED mini spots, two stereo speakers, an overhead Bomar escape hatch/skylight, rope lighting behind the valance and under the berth and arched entry door to the cabin. Access to the boat's thruster is in the sole below.

A Clarion AM/FM/CD/stereo dedicated to this cabin provides entertainment.

VIP Guest Head

The Portside Forward Head serves both the VIP and the Guest Stateroom and as such has a door into the VIP and the Centerline Companionway allowing it to be the Day Head as well.

The cherry vanity has a bow front, under mount sink and a two tone Grohe faucet above on a Corian countertop. There is one cabinet door below and three mirrored cabinets above.

The toilet is a Raritan Atlantis model. The stall shower has a clear acrylic door, a light and a handheld or wall mountable shower fixture and a soap/shampoo/conditioner dispenser. Also in this Head is a marble tile sole, an opening screen stainless steel port light behind Hunter Douglas Duette shades. Above are three LED lights in the mirrored overhead.

Foredeck

Heavy Duty stainless steel low rails with double rail from midships forward Stainless steel anchor pulpit with bow roller 88 Lb Delta stainless steel anchor Maxwell 3500 VW Windlass with 150' of high tensile chain Up & down foot switches for windlass Round Bomar desk hatch to access anchor locker Fresh water wash down spigot in anchor locker Heavy duty rub rail with stainless steel insert Round Bomar deck hatch into VIP Cabin Dual spring line cleats International Navigation lights Air horn (2) Heavy duty windshield wipers/washers Stainless steel burgee pole Dual deck fills for fueling on port or starboard side Bow cushions with cover and built in drink holders Stainless steel hand rails at bow cushions Stainless steel hand rails at house sides Black Textulene wrap around windshield cover Stainless steel sliding rail breaks port & starboard Hailer horn ITT spotlight 6 Step Marquipt boarding ladder chocked on portside

Aft Deck

Teak sole over fiberglass deck Covered stern cleats with fairleads (7) Built in fiberglass steps to Flybridge with teak treads w/storage locker below (2) Hinged stainless steel gates to swim platform w/Neptunus logo Fully covered aft deck (3) Stainless steel DC lights in Aft Deck overhead Built in aft deck seating for four with removable cushions & cover Fiberglass dining table with walk through center section with dual pedestal bases Wet bar with stainless steel sink to port Miele electric BBQ under hinged cover at wet bar Lockers for line and fender storage under bar 750 lb. capacity hydraulically opened swim platform for tender storage Stainless steel tender cradles Huge full beam Lazarette with five feet of headroom (2) Clarion stereo speakers w/separate tweeters Clarion stereo remote Pressure water inlet with pressure regulator Deck waste pump out plate Hot & cold shower (2) Stainless steel support poles for aft Flybridge Deck LED courtesy lights on all steps (19 total) TV inlet w/ cord Telephone inlet w/ cord Large hatch to Engine Room on gas shocks (2) Stern mounted cleats Stainless steel handrails at port & starboard side steps to forward deck Stainless steel handrail at Flybridge steps Custom stainless steel boarding overhead handrails Curved stainless steel trimmed "Trend" salon entry door 110V Outlet on Aft Deck

Flybridge Layout

The Bridge is very roomy with large U shaped seating on the aft portion of the Flybridge to seat six with free form fiberglass table on two pedestal bases. Next forward is a large bar with a Corian top, bottle storage, a built in ice bucket, a Raritan Icerette icemaker and a new Norcold 12V/110V refrigerator.

Forward on the portside is a two person upholstered helm seat with wing controls consisting of electronic throttle and clutch controls, bow thruster controls and start/stop switches

To starboard is the full upper helm with a custom Stidd helm seat followed by a wet bar with a new Norcold 12V/110V refrigerator and a stainless steel sink under a hinged top with an adjacent Corian cutting board.

Forward of the helm is an open sun lounge with exterior sun cushions and a Venturi windscreen. The remainder of the flybridge is under the signature Neptunus hardtop with full enclosure and air conditioned comfort.

Flybridge Equipment

Marine Air digital AC controls for direct expansion AC system (4) Access panels for storage in the Helm Area 3 Side EZ2CY enclosure Aft fourth side canvas enclosure Windshield wiper at helm station on safety glass panel insert (new 2/12) (2) Norcold refrigerators (new 2/12) (2) Clarion stereo speakers w/separate tweeters Raritan icemaker (full size) Stainless steel railings around area aft of U shaped seating Stainless steel flag staff on aft rail Covers for Flybridge seating (6) Overhead DC stainless steel trimmed lights Black Stamoid helm cover White Stidd seat cover Black Stamoid J Shaped seat cover Black Stamoid table cover (2) Drink holders at helm 110V GFCI outlet (2) Drink holders on portside companion seat 8 Person Eurovinyl canister life raft chocked on Flybridge deck Railing at steps to Flybridge Canvas cover for Flybridge step opening Fold down teak footrest at each helm seat

Flybridge Electronics

(2) CAT LCD gauge panels for main engines (2) CAT electronic clutch & throttle controls Simrad AP25 autopilot Ritchie 5" Powerdamp compass (2) Wema electric fuel gauges ITT Jabsco searchlight controls Vetus bow thruster controls Bennett trim tab controls Raymarine Ray 240 VHF radio w/DSC w/remote speaker Bilge pump controls w/4 position audio/visual display Teleflex stainless steel tilting helm wheel Fireboy engine override controls 12V DC outlet CAT back up panel for gears & throttle CAT start/stop panels with key switches Northstar 962 color plotter Raymarine RL 80C 72 mile radar

Raymarine ST60+ speed log Raymarine ST60+ depth meter Clarion XMD3
AM/FM/CD/Sat stereo Remote windlass controls

Hardtop Equipment

SeaTel SAT TV dome Raymarine 72 mile open array radar antenna (2) VHF antennas
Glomex Terrestrial TV antenna Northstar GPS sensor

Engine Room

Anti vibration mounts for engines & generators 15 HP Vetus 24 volt DC electric
bowthruster (4) Automatic/manual bilge pumps w/Ultra bilge pump switches Space
Saver 30 gallon hot water heater (5) Fluorescent engine room lights (2) 110V GFCI
outlets (2) 110V Engine Room fans FRP flooring between engines Macerator pump for
waste system w/timer 2.5" Temet 25 stainless steel shafts Dripless shaft seals Site
tubes for both fuel tanks w/momentary shut off valves for safety (2) Engine Room
blowers 2' Heavy duty insulation material covered w/white aluminum perforated
paneling 4 Step teak & stainless steel boarding/swim ladder Marine Air 72,000 BTU
chilled water air conditioning w/(5) air handlers & (3) compressors each 24,000 BTU.
These compressors serve the interior of the yacht only. Racor 1000 FG fuel filters for
main engines (1) Racor 500 filter for generator 6 Step stainless steel & teak ladder to
engine room from aft deck (3) Coolant recovery bottles for cooling systems Sea Star
hydraulic power steering (2) Engine block heaters ZF 550A transmissions w/1.97:1
reduction Oil X Changer oil change system for engines, transmission & generator 60
Lb. Fireboy automatic fire suppression system Air filters on engine room air intakes
Shaft bonding brushes Aircep crank case ventilation system Four step teak and
stainless steel swim or side boarding ladder Wema water tank gauge at main electrical
panel Wema waste tank gauge at main electrical panel Oversize Groco sea strainers
and sea valves for main engines (1) Baffeled aluminum water tank (1) Baffeled
aluminum waste tank Fuel transfer pump with timer Hard wrapped exhaust system Aft
fuel tank 696 gallons w/site gauge Fuel forward tank 426 gallon w/site gauge Custom
steps over shafts Generator muffler Dual Power steering pumps Sea Star hydraulic
steering system

Lazarette

Six step stainless steel and teak tread entry ladder Vinyl flooring (2) Glendenning cable
master systems 220V50 amp cord reels hidden in cabinetry (2) Large mufflers
Incandescent 12V lighting Fluorescent 110V lighting Hydraulic Power pack for tender
platform w/a wireless remote 4 Step teak & stainless steel boarding ladder Open
storage cabinet w/(4) shelves GE refrigerator/freezer

Electrical

110V/220V AC system 12V/24V DC system 21 KW CAT generator in sound shield w/1125 hours (2) Banks of 12 volt gel cell batteries separated by blocking diodes as follows: (2) 8D's (220 ah each) for house 12V (2) 4D's (180 ah each) for engine starting 24V DC Digital voltmeter DC Digital amp meter AC Digital voltmeter AC Digital amp meter (20) Breaker protected 110 volt AC circuits (8) Breaker protected 220 volt AC circuits (42) Breaker protected DC circuits Centaur battery charger for engines 24V, 30 amp Centaur battery charger for house system 12V 100 amp (2) 50 amp Glendinning cord reels w/75' of cord each, w/ remote controls Generator "on" indicator light at Helm (3) Battery shutoff switches (2) Newmar GI 50 galvanic isolators Port engine alternator 85 amps, 28V Starboard engine alternator 135 amps, 14V (3) Gang centrally located GFCI's at main bus (2) 15 KVA Rex isolation transformers in Lazarette Full Generator gauge package at electrical panel w/start/stop switches Ship's schematic panel above main electrical panel for Nav lights/DC/AC/shore/generator LED indicator lights

Construction Details

The boat is a composite construction using Kevlar Hybrid materials for superior strength and puncture resistance. Six longitudinal foam stringers and 20 transverse foam stringers enclosed with stitched woven roving, reinforce the entire hull bottom. The hull sides are cored above the waterline. The engine stringers run from stern to bow with steel top plates for engine mounting. The Deep Vee Hull has been designed to ensure a vessel with excellent sea keeping qualities. Special attention has been given to a ratio between installed power, speed and fuel consumption.

Remarks

A LAZY DAY represents a very clean, low hour 62' Neptunus. She has a light cherry joinery, the standard three stateroom, three head layout, larger Galley layout, air on the enclosed flybridge and is seriously for sale by an owner who wishes to move up to a larger Neptunus.

Exclusions

While every effort was made to list all pertinent included equipment aboard A LAZY DAY, there are some personal belongings aboard. Prospective purchasers should assume any item not specifically mentioned herein will not convey at closing.

Disclaimer

The Company offers the details of this vessel in good faith but cannot guarantee or warrant the accuracy of this information nor warrant the condition of the vessel. A buyer should instruct his agents, or his surveyors, to investigate such details as the buyer desires validated. This vessel is offered subject to prior sale, price change, or withdrawal without notice.

Исключения

При продаже яхты исключаются личные вещи владельца.

Отказ от ответственности

Компания предоставляет описание судна или яхты добросовестно, но не может гарантировать точность этой информации, а также не ручается за техническое состояние. Покупатель должен проинструктировать своих агентов или оценщиков исследовать представленную информацию более подробно, по собственному желанию. Продажа судна или яхты, изменение цены или снятие с продажи будет происходить без предварительного уведомления.

ФОТОГРАФИИ

Salon Looking Forward



Salon to Starboard



Salon to Port



Salon Entertainment Center



Galley Looking Forward



Galley Looking to Port



Looking Aft from Galley




Looking Forward from Galley



Dining Settee



Lower Helm



Companionway




Companionway Electrical Panel



Day Head



Master Looking Aft



Master Looking to Port



Master Looking to Starboard



Master Looking Forward



Master Head



Master Head



Companionway Forward



Companionway Laundry



Guest Cabin Looking Aft



Guest Cabin Looking Forward



VIP Looking Foward



VIP Aft to Starboard



VIP Aft to Port



Guest Head



Guest Head



Foredeck



Foredeck



Anchor Detail



Side Decks



Aft Deck



Aft Deck Steps



Aft Deck Grill



Aft Deck Seating



EZ Flybridge Access



Flybridge Steps



Flybridge Seating



Port Flybridge Bar



Port Flybridge Bar



Starboard Flybridge Bar




Flybridge Looking Aft



Portside Wing Controls




Helm




Starboard Side of Helm



Stidd Helm Seats



Companion Seats



Hardtop Equipment



Engine Room Access



Starboard Engine



Port Engine




Forward Engine Room Area




CAT Generator



Chilled Water AC



Charger




Port Lazarette



Starboard Lazarette



Alternate Profile



Alternate Profile



Alternate Profile



КОНТАКТЫ

Андрей Шестаков (Andrey Shestakov) – ведущий яхтенный брокер отдела продаж яхт и судов компании Shestakov Yacht Sales Inc. Официальный представитель Shestakov Yacht Sales Inc. для русскоговорящих клиентов в центральном офисе компании в Майами/Форт Лодердейл/Флорида/США.

Контактная информация

Email: **andrey@shestakovyachtsales.com**

Web: shestakovyachtsales.com

Телефоны

Краснодарский край: **+7(918)465-66-44**

США, Майами, Флорида: **+1(954)274-4435**

Время работы

Понедельник – Суббота: **9:00 - 21:00** EDT

Воскресенье: **Закрыто**

Адрес



Harbour Towne Marina, 850 NE 3rd St, STE 213, Dania, FL 33004