

FORTIS — TOPAZ



Builder: TOPAZ

Year Built: 2006

Model: Cruiser

Price: PRICE ON APPLICATION

Location: United States

LOA: 40' 0" (12.19m)

Beam: 13' 8" (4.17m)

Cruise Speed: 35 Kts. (40 MPH)

Max Speed: 40 Kts. (46 MPH)

Our experienced yacht broker, Andrey Shestakov, will help you choose and buy a yacht that best suits your needs **FORTIS — TOPAZ** from **our catalogue**. Presently, at **Shestakov Yacht Sales Inc.**, we have a wide variety of yachts available on **our sale's list**. We also work in close contact with all the big **yacht manufacturers** from all over the world.

If you would like to buy a yacht **FORTIS — TOPAZ** or would like help answering any questions concerning purchasing, selling or chartering a yacht, please call **+1(954)274-4435**

TABLE OF CONTENTS

TABLE OF CONTENTS	2
SPECIFICATIONS	3
Basic Information	3
Dimensions	3
Speed, Capacities and Weight	3
Accommodations	3
Hull and Deck Information	4
Engine Information	4
DETAILED INFORMATION	5
Boat Highlights	5
Exclusions	14
Disclaimer	15
PHOTOS	16
CONTACTS	22
Contact details	22
Telephones	22
Office hours	22
Address	22

SPECIFICATIONS

Basic Information

Category: Cruiser

Sub Category: open

Model Year: 2006

Year Built: 2006

Country: United States

Vessel Top: Full / Tuna Tower

Cockpit: Yes

Dimensions

LOA: 40' 0" (12.19m)

LWL: 41' 5" (12.62m)

Beam: 13' 8" (4.17m)

MFG Length: 40' 0" (12.19m)

Speed, Capacities and Weight

Cruise Speed: 35 Kts. (40 MPH)

Max Speed: 40 Kts. (46 MPH)

Displacement: 30400 Pounds

Water Capacity: 60 Gallons

Holding Tank: 30 Gallons

Fuel Capacity: 600 Gallons

Accommodations

Total Cabins: 1

Total Berths: 2

Sleeps: 3

Total Heads: 1

Hull and Deck Information

Hull Material: Composite Fiberglass

Deck Material: Composite Fiberglass

Hull Configuration: Deep Vee

Hull Color: White

Hull Finish: Plastic

Engine Information

Manufacturer: Caterpillar

Model: C-12

Engine Type: Inboard

Fuel Type: Diesel

DETAILED INFORMATION

Boat Highlights

Additional Specs, Equipment and Information:

Dimensions

LOA: 41 ft 6 in

Beam: 13 ft 1 in

Maximum Draft: 3 ft 6 in

Displacement: 30400 lbs

Headroom: 6 ft 6 in

Deadrise: 18 ° at Transom

Dry Weight: 30000 lbs

Engines

Engine 1:

Engine Brand: Caterpillar

Engine Model: C-12

Engine Type: Inboard

Engine/Fuel Type: Diesel

Drive Type: Direct Drive

Engine 2:

Engine Brand: Caterpillar

Engine Model: C-12

Engine Type: Inboard

Engine/Fuel Type: Diesel

Drive Type: Direct Drive

Dimensions:

Displacement: 30,400

Engines

Total Power: 1430

Cruising Speed: 35

Max Speed: 40

Tanks

Fresh Water Tanks: 1 Plastic (60 Gallons)

Fuel Tanks: 1 Aluminum (600 Gallons)

Holding Tanks: 1 Plastic (30 Gallons)

Accommodations

Number of double berths: 1

Number of cabins: 2

Number of heads: 1

Seating Capacity: 12

Electrical Equipment

Electrical Circuit: 220V / 110V / 12V

Hull

Bottom paint: two coats anti-fouling

Fully laminated stringer reinforcement system

Gel coated finished bilge

Hand-laid bi-axial fiberglass construction

Painted boot stripe

Polished stainless Topaz® logo

Premium gel coat

Premium resins

Steel engine mounts

Deck

Balsa core construction

Bi-axial stitched fiberglass construction

Cleats - 10" stainless steel: stern

Custom welded aluminum bow rail

Integral bow pulpit with roller

Molded-in skid resistant deck surface

Pop-up cleats - 10" stainless steel: bow/springline

Premium gel coat

Stern hawse pipes - stainless steel

Electric windlass

Full Tuna Tower

RUPP riggers and center rigger

Side and aft flood lights

Upper tower helm with

Single lever controls

Icom ICM401 VHF

Furuno Navnet VX2

CAT Controls

Steering wheel

Buggy Top

Upper rod holders

Bench seat

Cockpit

Bait prep center with sink & storage

Bilge access hatch

Courtesy lighting

Custom switch panel for cockpit systems

Drainage covers (removable) – stainless steel

Fishboxes (2) with overboard drain/macerator pump

Fitted coaming pads

Fresh water washdown

Raw water washdown

Recirculating baitwell

Rod holders (4) – stainless steel

Self-bailing cockpit

Tackle storage cabinet

Transom door with lift gate

Pompanette Fighting Chair

Extra Rod holders

Helm/Bridgedeck

Audible engine warning system

Furuno Navnet

Lectr Tabs

Simrad AP25

Furuno RD-30

ICOM IC-M602

Cockpit and Engine room cameras

Removable carpet

EPRIB

Extra sea grab rails

Removable Carpet for helm

Bench seating

Custom gauge panel

Custom helm wheel

Custom single lever controls

Cat controls

Custom switch panel

Electric tilt center window vent

Full engine illuminated instrumentation

High water indicator lights (2)

Hinged console pad

Hydraulic lift engine access

Illuminated flush mount compass

custom pompanette helms chairs

Manual engine inspection hatch

Molded electronics panel

clarion Stereo - remote control with speaker

Storage compartment (2)

Tinted safety glass windshield in welded heavy duty aluminum frame

Weather resistant switches

Real colors teaser reels

Over head lighting

Ample storage

Main Cabin

110V outlet with safety GFI protection

Access hatch, bilge (2)

Ample storage in lockers and drawers

Custom dinette table

Custom wood cabinets and drawers w/ positive latches

Corian counter tops

Designer fabrics and wall coverings

Eurokera Princess Dual burner electric cook top

2 Isotherm fridge with Freezer (12V DC)

Large locker storage

Lighting - recessed halogen

Kenmore Microwave oven with built in coffee maker

Digital A/C control for climate and dehumidify

Polished, stainless sink & designer faucets

Private forward stateroom:

Anchor locker access panel

Built-in dresser

Deck hatch with privacy screen

Hanging locker

Large berth

Reading lights

Rod storage locker

Refrigerator (12V DC)

Removable carpet

Sliding cabin entry door

Clarion CMD4 Stereo with Sirius – AM/FM/CD with 8 speakers

DVD player – Audiovox DVD MP3

Clarion 6 disk CD changer

Teak and holly sole

Television – flat screen – Sony SRS LCD with camera view

Television – flat screen – SHARP LCD

U-shaped dinette converts to berth – sleeps two

Upholstered headliner

Head

Custom mirrored medicine cabinet

Duplex outlet (110V) at vanity, with safety GFI protection exhaust fan (12V)

Head and shower – molded fiberglass construction with skid resistant surfaces

Macerator with overboard discharge

Sink with designer faucets – polished stainless

Stall shower with glass door and etched marlin

Towel rack and tissue holder

Vacuum flush head system with dockside discharge

Vanity with Corian top

Waste level gauge

Waterproof lighting

Water System

Central drain system (no side thru-hull fittings)

Dockside water inlet

Fresh water spigot in engine room

Fresh water tank (60 gal.)

Fresh water washdown

Holding tank (30gal.) with gauge, macerator, overboard and dockside discharge

Hot and cold running water to shower, vanity & galley sinks

Raw water wash down

Water heater – stainless steel

Electrical

110V GFI outlet in engine room

6.5 kw Onan diesel generator with sound shield - 419hrs

50 amp charger/shore power with 50' cord

AC electrical switch panel with load meter

Air conditioning – reverse cycle heat

Batteries – heavy-duty 8D

Battery on/off switches – vapor proof (w/ keys)

Battery paralleling switch – vapor proof

Bonded electrical system

Circuit breaker protection

Coded wire harness and circuit breaker system

Converter/battery charger

DC electrical panel with load breaker

Dyna-plate

Easy access hinged distribution panel

Engine room lighting

International navigational lights

Safety Equipment

Anchor with chain and line

Automatic CO2 fire extinguisher system in engine compartment

Braided dock lines - 5/8"

Dock lines with fenders

Fire extinguisher - hand-held

First aid kit

Flare gun and distress flares

Life jackets and throwable PFD (USCG approved)

6 man life raft

Mechanical

2" stainless steel propeller shafts

4-blade Nibral® propellers (2)

Aircraft quality fuel lines and fittings

Aluminum fuel tanks - epoxy coated (600 gal)

Anchor windlass electric heavy-duty

Automatic oil change system, engines and generator

Bilge pumps (3) - automatic and manual (12V)

Bonding system – transom zinc plates

Bronze thru-hull fittings with seacocks

Double hose clamps used throughout – stainless steel

Double T-clamps on engine

Dripless shaft logs

Dual 12V bilge blowers

Dual horns

Engine air separators

Engine hour meters (2)

Engine mount vibration isolators

Engine mounts – heavy-duty encapsulated steel

Engine room insulation – thermal and acoustical

Fiberglass exhaust system

Fresh water cooled engines and generator

Fuel filters/separators (Racor®) – engines and generator

Full length fiberglass exhaust system w/ dual exhaust mufflers

Fully recessed trim tabs

High density rub rail – stainless steel insert

Heavy duty bronze rudders and struts (oversized)

Hydraulic steering

Recessed transom zinc

Sea strainers






Exclusions





Owner's personal belongings.

Disclaimer

The Company offers the details of this vessel or yacht in good faith but cannot guarantee or warrant the accuracy of this information nor warrant the condition of the vessel. A buyer should instruct his representatives, agents, or his surveyors, to investigate such details as the buyer desires validated. This vessel or yacht is offered subject to prior sale, price change, or withdrawal without notice.


PHOTOS













CONTACTS

Andrey Shestakov, leading yacht broker of the sales department of Shestakov Yacht Sales Inc. Shestakov Yacht Sales Inc., the official representative of the Miami/Fort Lauderdale FL headquarters.

Contact details

Email: **andrey@shestakovyachtsales.com**

Web: shestakovyachtsales.com/en/

Telephones

USA: **+1(954)274-4435**

Office hours

Monday – Saturday: **9:00 - 21:00** EDT

Sunday: **closed**

Address



Harbour Towne Marina, 850 NE 3rd St, STE 213, Dania, FL 33004