

32FT 2001 LUHRS 320 TOURNAMENT — LUHRS



Builder: LUHRS

Year Built: 2001

Model: Sport Fisherman

Price: PRICE ON APPLICATION

Location: United States

LOA: 32' 0" (9.75m)

Beam: 13' 1" (3.99m)

Max Draft: 3' 1" (0.94m)

Cruise Speed: 29 Kts. (33 MPH)

Max Speed: 24 Kts. (28 MPH)

Our experienced yacht broker, Andrey Shestakov, will help you choose and buy a yacht that best suits your needs 32ft 2001 Luhrs 320 Tournament — LUHRS from our catalogue. Presently, at Shestakov Yacht Sales Inc., we have a wide variety of yachts available on our sale's list. We also work in close contact with all the big yacht manufacturers from all over the world.

If you would like to buy a yacht 32ft 2001 Luhrs 320 Tournament — LUHRS or would like help answering any questions concerning purchasing, selling or chartering a yacht, please call +1(954)274-4435

TABLE OF CONTENTS

TABLE OF CONTENTS	2
SPECIFICATIONS	5
Basic Information	5
Dimensions	5
Speed, Capacities and Weight	5
Accommodations	5
Hull and Deck Information	5
Engine Information	6
DETAILED INFORMATION	7
DIMENSIONS & SPECS	7
ACCOMODATIONS	7
WALK - THROUGH	8
GALLEY	8
ELECTRICAL and ELECTRONICS	9
Hull and DECK	10
MECHANICAL	11
COCKPIT and FISHING FEATURES	12
COMMENT	12
Exclusions	13
Disclaimer	13
PHOTOS	14
Cabin View	14
Forward Berth)(table available)	14
Galley	14
Settee - (sleeps-3)	14
Head w-Shower	15
Galley-2	15
Cabin -Aft View	15

Electric panel (in cabin)	15
Lower Helm Seat - Bridge Deck	15
Bridgfe Deck Seating - Starbd	15
Bridge Deck Seating - Port	16
Lower helm	16
Lower Helm-2	16
Additional Instruments - Radar,GPS, VHF	16
Fighting Chair	16
Opening Transom Door	16
Cockpit	17
Fresh & Salt Water	17
Cockpit Storage	17
Tackle Storage (1 of 2)	17
Cockpit	17
Flybridge	17
Flybridge Steering	18
Engine Compartment - Under Bridge Deck	18
Engine Access-2	18
Cummions Diesels	18
Kohler-2	18
Kohler Generator	18
Ladder to Flybridge (1 or 2)	19
Profile View - Full Enclosure	19
Bpoatyard Photo =- Profile	19
Boatyard Photo =	19
Boatyard photo = Prop & Rudder	19
Boat Yard Photo - Bow View	19
Boatyard Photo - Port Side	20
Boatyard Photo - Running Gear	20

Boatyard Photo - Starbd Side	20
Manufacturer Provided Image	20
layout	20
CONTACTS	21
Contact details	21
Telephones	21
Office hours	21
Address	21

SPECIFICATIONS

Basic Information

Category: Sport Fisherman

Model Year: 2001

Year Built: 2001

Country: United States

Dimensions

LOA: 32' 0" (9.75m)

Beam: 13' 1" (3.99m)

Max Draft: 3' 1" (0.94m)

Clearance: 15' 9" (4.80m)

Speed, Capacities and Weight

Cruise Speed: 29 Kts. (33 MPH)

Max Speed: 24 Kts. (28 MPH)

Displacement: 15000 Pounds

Water Capacity: 100 Gallons

Fuel Capacity: 340 Gallons

Accommodations

Total Cabins: 1

Total Berths: 3

Total Heads: 1

Hull and Deck Information

Hull Material: Fiberglass

Engine Information

Engines: 2

Manufacturer: Cummins

Model: 6BTA 5.9

Engine Type: Inboard

Fuel Type: Diesel

DETAILED INFORMATION

DIMENSIONS & SPECS

Length.....32 ft.....9.75 meters

Beam.....13 ft 1 in3.99 meters

Draft 3 ft 1 in94 meters

Bridge Clearance.. 15 ft 9 in 4.8 meters

Displacement ... 15,000 lbs 6,804 kilo

Tankage ;

....Fuel340 gal total (in 2 tanks)..... 1287 liters - total

....Water 100 gal 378.5 liters

Engines ...(2) Cummins 6BTA 5.9 Diesel (hours-200 since rebuild)

Generator... Kohler - Model 800

Top Speed - 29 ktsCruising speed 24 kts

ACCOMODATIONS

Vessel has total of 5 berths in Main cabin

Forward V-Berth sleeps 2 and can be converted to Queen berth with filler cushion

Starbd Settee pulls out to a double berth

Backrest for settee hinges up to form a single Pullman berth

HEAD: - Fully enclosed stand-up electric head with shower located aft section of main cabin on Port side

Main Cabin -

FULLY AIR CONDITIONED

Carpet over fiberglass floor

Full Length Settee - w/ leatherette fabric

Dinette and table forward

Storage under V-berth, Settee, and 2 side lockers

JVC Stereo w/ CD player

Magnavox TV

(3) overhead hatches

(5) florescent cabin lights

(4) reading lights

overhead rod holders

Fiberglass headliner

WALK - THROUGH

Vessel can be boarded from side of cockpit - or through opening door at transom. She has a huge cockpit and a small step up to the Bridge Deck.

Descending the companionway stairs - into the main cabin - forward of the Bridge Deck - the stand up head and shower are immediately to Port. Continuing along the Port side is the Galley.

To Starbd is a ulll length Settee with fold out double berth and hinged Pullman berth - there are rod holders and additional storage space above

The forward section of the cabin is a V shaped dinette - table can be removed for 2 additional berths or a filler cushion converts this area to a Queen berth

MAIN CABIN IS FULLY AIR CONDITIONED

GALLEY

A functional Galley lies along the Port side of the Main cabin - There is full standing head room , and plenty of storage cabinets.

SS sink with hot/cold pressurized water

2 Burner Princess electric stove

Whirlpool microwave oven

6 gallon 110v water heater

(2) water tanks - 50 gal each w/ tank monitor

Corion counter tops

Refrigerator 110V (NEW)

ELECTRICAL and ELECTRONICS

Electrical:

Kohler generator

30 Amp shore power receptical and 50 ft cord

Deep Cycle Marine batteries

Battery charger

ELECTRONICS:- Lower Helm

Furuno 24 mile radar

Raymarine A-70 GPS chart plotter

ICOM VHF radio

JVC Stereo

Glendenning Synchronizer

Simrad AP 11 Autopilot

Simrad Multifunction - speed, depth, wind, log

Windlass up/down control

Aquameter compass

(3) bilge Pump manual switches

High water alarm

ELECTRONICS - Tower

Simrad auto pilot

Simrad Multi-function - speed, depth, wind, log

Hull and DECK

This 32 is built on a deep-V hull with cored hull sides, a wide beam and considerable amount of flare at the bow. The deck plan is arranged with a walk-around center helm console, flanking bench seats on the bridge deck level with mounted captain's chair and a big fishing cockpit aft with a transom door and molded tackle center

Easy side access to large forward deck

SS bow rail

Full rub rails w/SS insert

Anchor pulpit

Tinted Deck hatches

Forward - mid - and aft cleats

Molded anchor locker

Molded non-skid on walking surfaces

FLYBRIDGE:MarlinTower

Heavy duty pipe welded Marlin Tower w/ bench seat

ladder access on either side

Full steering and engine controls

Bimini top

BRIDGE DECK: w/FULL ISINGLASS ENCLOSURE

Access to Engine room and generator - Bridge Deck opens with electric control

Central helm seat with full controls and electronic displays'

(2) side settees Port & Starbd w/storage under - New cushions 2010

Stereo speakers

Swiveling helm chair

COCKPIT:

Large open cockpit with fighting chair in center

Opening transom door

Fish boxes in floor and transom

(4) flush mount rod holders in coaming

Spot lights mounted on tower

(2) live bait wells

Port & Starbd tackle cabinets - 2 drawers each

Fresh and sea water wash downs -pressurized

Cockpit freezer

Rupp single spreader outriggers

dockside water inlet

Canister life raft - (not certified)

MECHANICAL

REBUILT CUMMINS 6BTA 5.9 Diesel engine (200 hours since rebuild - March 2011)

Kohler model 800 Generator 5 kw

Air conditioned cabin

(3)automatic bilge pumps

Electric engine hatch

all bronze through hulls below waterline

Fire suppression system in engine room

Recessed trim tabs

hot water heater 110v

Dripless shaft logs

COCKPIT and FISHING FEATURES

Pompanette fighting chair

Cockpit fish well and freezer - AC/DC

Cockpit bait live well - Starbd side under cutting table

Transom fish box

Floor fish box

Opening transom door

Hardtop w. Marlin tower -Bench seat and upper steering controls

(10) rod holders on tower

(4) Gunnell rod holders

Cockpit flood lights

Single spreader 27 ft RUPP outriggers

(2) dual drawer tackle boxes

COMMENT

This 32 is built on a deep-V hull with cored hull sides, a wide beam and considerable amount of flare at the bow. The deck plan is arranged with a walk-around center helm and flanking bench seats on the bridge deck level with mounted captain's chair and a big fishing cockpit aft with a transom door and molded tackle center. Inside, the 32 Open has berths for 5 with a V-berth/dinette forward and a convertible settee whose hinged backrest becomes a pilot berth at night. The teak woodwork, Corian countertops, and upscale fabrics make this an attractive and easily cleaned interior. The list of standard equipment is impressive: full tower with controls, hardtop with electronics box, enclosure panels, and cockpit wash downs.

This boat is extremely clean with low hours. It is loaded with options and is ready to hit the

tournament circuit or cruise the beaches in comfort. The owner has had the boat professionally maintained and cleaned on a regular basis from the bottom paint to the top of the tower. She has beautiful lines and a full line up of electronics. The owner has all maintenance records. This is a "must see" boat!

Great things can come in small packages. The new Luhrs 32' Convertible is offshore capable, but economical to run. Big boat amenities and big boat performance make this one a winner!

Fishability is enhanced by the wide cockpit featuring a standard live well, prep area, and tackle storage. Also included are dual wash owns and a coaming fish box. Even the fighting chair aluminum plate is already molded into the deck-not to mention the rod holders and rocket launchers.

EXCLUSIONS –

All personal gear and fishing equipment

Exclusions

Owner's personal belongings.

Disclaimer

The Company offers the details of this vessel or yacht in good faith but cannot guarantee or warrant the accuracy of this information nor warrant the condition of the vessel. A buyer should instruct his representatives, agents, or his surveyors, to investigate such details as the buyer desires validated. This vessel or yacht is offered subject to prior sale, price change, or withdrawal without notice.

PHOTOS

Cabin View



Forward Berth)(table available)



Galley



Settee - (sleeps-3)



Galley-2



Head w-Shower



Cabin -Aft View



Electric panel (in cabin)



Lower Helm Seat - Bridge Deck



Bridgfe Deck Seating - Starbd



Bridge Deck Seating - Port



Lower helm



Lower Helm-2



Additional Instruments - Radar, GPS, VHF



Fighting Chair




Opening Transom Door



Cockpit



Fresh & Salt Water



Cockpit Storage




Tackle Storage (1 of 2)




Cockpit



Flybridge



Flybridge Steering



Engine Compartment - Under Bridge Deck



Engine Access-2




Cummins Diesels



Kohler-2

Kohler Generator



Ladder to Flybridge (1 or 2)



Profile View - Full Enclosure



Boatyard Photo =- Profile



Boatyard Photo =



Boatyard photo = Prop & Rudder



Boat Yard Photo - Bow View



Boatyard Photo - Port Side



Boatyard Photo - Running Gear



Boatyard Photo - Starbd Side



Manufacturer Provided Image



layout



CONTACTS

Andrey Shestakov, leading yacht broker of the sales department of Shestakov Yacht Sales Inc. Shestakov Yacht Sales Inc., the official representative of the Miami/Fort Lauderdale FL headquarters.

Contact details

Email: andrey@shestakovyachtsales.com

Web: shestakovyachtsales.com/en/

Telephones

USA: +1(954)274-4435

Office hours

Monday – Saturday: **9:00 - 21:00** EDT

Sunday: **closed**

Address



Harbour Towne Marina, 850 NE 3rd St,
STE 213, Dania, FL 33004