

50FT 2018 BENETEAU SWIFT TRAWLER — BENETEAU



Builder: [BENETEAU](#)

Year Built: 2018

Model: Motor Yacht

Price: PRICE ON APPLICATION

Location: United States

LOA: 50' 0" (15.24m)

Beam: 15' 3" (4.65m)

Max Draft: 3' 5" (1.04m)

Our experienced yacht broker, Andrey Shestakov, will help you choose and buy a yacht that best suits your needs 50ft 2018 Beneteau Swift Trawler — BENETEAU from our catalogue. Presently, at Shestakov Yacht Sales Inc., we have a wide variety of yachts available on our sale's list. We also work in close contact with all the big yacht manufacturers from all over the world.

If you would like to buy a yacht 50ft 2018 Beneteau Swift Trawler — BENETEAU or would like help answering any questions concerning purchasing, selling or chartering a yacht, please call +1(954)274-4435

TABLE OF CONTENTS

TABLE OF CONTENTS	2
SPECIFICATIONS	4
Overview	4
Basic Information	5
Dimensions	5
Speed, Capacities and Weight	5
Hull and Deck Information	5
Engine Information	5
DETAILED INFORMATION	6
Engines	6
Electricity	6
Deck Equipment	6
Mooring - Anchoring	7
Safety on Deck	7
Cockpit	7
Flybridge	7
Interior	8
Salon	8
Galley (U-Shaped on Starboard Side)	9
Dinette/Watchmen's Berth to Port of Helm	9
Helm Station	10
Full Beam Master	10
Master and Guest Head	10
Forward VIP Guest Cabin	11
Guest Cabin to Port	11
Exclusions	12
Disclaimer	12
PHOTOS	13

CONTACTS	35
Contact details	35
Telephones	35
Office hours	35
Address	35

SPECIFICATIONS

Overview

Volvo IPS 600

The newest in the Swift Trawler range, the Swift 50 incorporates significant design innovations to make living aboard easy. The addition of **Volvo IPS** enhances performance and maneuverability at slower speeds without sacrificing the attributes that has made the Swift range unique in the trawler/motoryacht category.

She features a more modern silhouette and smart interior design for living onboard. By incorporating Volvo IPS pod propulsion, not only is the Swift 50 as quick and fuel efficient as her sisters in the range, but it frees up valuable space in the midship making her feel **larger and more spacious than other boats in her class.**

Call today to find out more about her many features including:

- 2 x D6 435 HP Volvo IPS 600
- Extra Joystick in Cockpit for IPS
- Dual Raymarine E127s in wheelhouse and repeater E95 on Flybridge
- Raymarine Auto Pilot i70
- 3 Staterooms 2 Heads
- Large Full Beam Master
- Separated Master Shower and Master Bath with Sink Basin in each
- Optional Captains Quarters
- Hydraulic Swim Platform
- Flybridge Galley - Electric Grill, Refrigerator, Ice Maker
- Wine Cooler
- 13.5 KW Cummins Onan Generator
- Bow Seating with Canopy

Every new Beneteau comes with a 3 year stem to stern warranty and a 7 year structural warranty backed by Beneteau.

Listing photos and specifications may not be of dealer's current inventory.

DYSID:3003936

Basic Information

Category: Motor Yacht

Sub Category: Pilothouse

Model Year: 2018

Year Built: 2018

Country: United States

Dimensions

LOA: 50' 0" (15.24m)

LWL: 43' 9" (13.34m)

Beam: 15' 3" (4.65m)

Max Draft: 3' 5" (1.04m)

Clearance: 22' 5" (6.83m)

Speed, Capacities and Weight

Displacement: 35200 Pounds

Water Capacity: 112 Gallons

Holding Tank: 40 Gallons

Fuel Capacity: 634 Gallons

Hull and Deck Information

Hull Material: Fiberglass

Engine Information

Engines: 2

Manufacturer: Volvo

Model: IPS 600

Engine Type: Other

Fuel Type: Diesel

DETAILED INFORMATION

Engines

- 2 x D6 435 HP Volvos IPS 600
- Fuel tanks: 2 x 317 US Gal, inter-connected and pre-fitted for SPF connection system (Fuel Polishing System)
- Foam soundproofing in engine compartment

- Side air intakes
- 2 Electric engine hold ventilators
- Extinguishers in engine hold with remote controls
- Inert gas system for engine protection
- Batteries centered beneath slatted floor
- Electrical boxes

Electricity

- 24/220 V Electrical panel or 24/110 V
- Electrical battery switches
- Radio-controlled wireless switches (without battery)
- 2 x 220 V - 60 Hz 50A according to country)
- 110 V sockets in saloon, galley, wheelhouse and cabins
- Battery charger 60 Ah
- Inverter 12V/24V 12 V sockets on flying bridge and in wheelhouse
- 4 140 Ah service batteries and 4 x 50 Ah starter batteries
- Windlass
- Electric trim tabs Lenco®
- Stainless steel navigation lights
- Mooring light
- 3 Electric windscreen wipers with synchronizing system
- 2 Automatic electric bilge pumps
- 2 Engine hold ventilators
- Electric water heater on shore supply or on engine exchanger (80l/21USGal)
- Inside lighting, cockpit, alleyways and flying bridge

Deck Equipment

- Teak bulwarks
- Gangway door to starboard, Stainless steel handrail
- Water filling drain plug in stainless steel

- Fuel filler in stainless steel
- Wastebin access hatch

Mooring - Anchoring

- Dolphin nose, stainless steel structure with teak plank
- Swivel bow fitting in stainless steel
- Electric windlass Lewmar 24V 2000W
- (chain grab for 12mm chain and gipsy head for buoy line) (Peel strength of windlass 1500kg)(speed 27m/min)
- Remote control in mooring locker + windlass control from wheelhouse and flying bridge steering stations
- 2 Mooring lockers
- 6 Aluminium mooring cleats (400mm) (2 forward - 2 amidships - 2 aft), Stainless steel gunwale guards
- 2 Stainless steel fairleads to aft of cockpit

Safety on Deck

- High bulwarks (65 cm) ensuring protection right around the deck
- Stainless steel pulpit
- Stainless steel and teak surround cockpit
- On flybridge: Stainless steel pulpit completely surrounding aft of flying bridge with stainless steel guardrails on snap shackles to facilitate launching of dinghy and life raft

Cockpit

- Teak slatted self-draining cockpit
- 1 Gangway door to protect cockpit against wind and spray • Stainless steel stanchion on flybridge
- Teak-slatted L-shaped cockpit bench seat
- Access hatch to lazarette or crew cabin (according to the opted layout)
- Access hatch to engine compartment
- Access stairway to flybridge with gas bottle stowage position • Access door to aft swim deck
- Hydraulic sunbathing platform with solid wood slats and stainless steel protection
- Retractable ladder in swimming platform with solid wood steps and stainless steel handrails

Flybridge

- Grey tinted windscreen in PMMA
- Steering console with: Steering compass - Steering wheel - Electrical engine controls, Tiller angle indicator - Rev counter - Fuel gauges - 12 V socket - Joystick Controls for bow and stern thruster, windlass, trim tabs, lighting, navigation lights and foghorn
- Adjustable pilot seat, Adjustable co-drivers seat to port
- Sliding flybridge saloon table with extensions
- Bench seat on portside with access to built-in serving hatch • Starboard bench seat, Storage
- PVC Upholstery on Flybridge
- Stainless steel handrail
- Console cover Fly + Seat of Fly, to starboard
- Galley unit with sink - hot and cold pressurized mixer tap, flybridge wastebin, Compartment for refrigerator (optional), Place for electric grill (optional)
- Removable extra lighting
- Storage unit to starboard
- Polyester hoop bar with fitted spotlights and loudspeakers
- Quarterdeck for storing dinghy or for use as terrace

- Structurally reinforced position for installation of Bezenzoni electric crane offered as optional extra to lift dinghy (max load 400Kg / 882 lbs)
- Space for life raft with stainless steel fixing bolt plates
- Flag pole bracket on starboard aft pulpit
- GRP door with retaining bar to close off access to stairway

Interior

- Woodwork Alpi Mahogany
- Wengé Alpi cabinets base boards
- Edges of steps in Wengé Alpi
- Parquet type laminated floors
- Taupe Cushions
- Pilot bench seat in PVC
- Ivoire Carpet, in cabins
- LED lighting (except in the engine compartment)

Salon

- 2 leaved aft window doors with black lacquered aluminium frame, Tinted glass, Blackout curtain
- Sliding, opening side windows in black aluminium and tinted glass, with blinds
- Storage under bench seats
- Salon table in varnished wood, on removable foot, with extension. Tilting for better storage

- 2 Removable armchairs
- Cabinet on portside: Bar with storage space and location provided for retractable 32 LED TV (option) as well as for the on-board glassware (optional)
- Illuminated recessed storage
- Storage unit with location for Radio/CD/DVD player
- Leather covered stainless steel handrail on ceiling
- Access step to wheelhouse, Courtesy lighting
- Radio/CD/MP3 USB,AUX with 2 speakers in saloon and 4 exterior watertight speakers (2 in the cockpit - 2 on flying bridge)

XX

Galley (U-Shaped on Starboard Side)

- Tinted glass sliding window in front of sink with wood strip blind
- Resin worktop with stainless steel 2 basin sink,
- Mixer tap with hot/cold water under pressure
- 3-burner gas stoves with pot-holders and protective glass cover
- Gas oven
- Rubbish locker accessed from alleyway
- Extractor hood
- Plentiful storage with cubbyholes and cutlery drawer
- Polished glass hanging unit with built-in lighting beneath worktop between galley and saloon
- Serving hatch unit with "serving tray" (dumbwaiter)
- 2 Built-in 130 L refrigerators in unit to port. (Possible to have one of the two replaced by a drawer refrigerator with 60 L fridge and 84 L freezer as an option)
- Microwave above refrigerators
- Spotlights LED, Standard equipment: Sockets 110V
- Stacking storage on fridge unit to store small electrical goods

X

Dinette/Watchmen's Berth to Port of Helm

- Alpi table with adjustable foot, convertible to bench seat/berth • Storage for extra seat
- Storage for extra backrest
- Sliding window in non-tinted glass
- Storage under bench seats (depending on options)

Helm Station

- Raised steering station
- Fresh air intake that can be shut off manually from the helm station
- Ergonomic helm console can be raised on gas struts for access to the connections / Space for navigation electronics (up to 2 Raymarine® E127 navigation displays offered as an option), Engine instrumentation
- Lighting for night sailing
- Windscreen in non-tinted glass with demister, 3 Wind shield wipers with washer and synchronization system
- Sliding door for access to main side deck with latching system to hold it partially open
- 2 Fixed windows on both sides of the wheelhouse, non-tinted
- Cupboard for 24 V and 220 V electrical circuit management
- Leather covered steering wheel in stainless steel, Diameter 70 cm
- Electric steering, engine repeaters with rev counters, pressure and temperature indicators, fuel gauges
- Volvo EVC screen (with additional software as an option)
- Tiller angle indicator
- Trim Tab indicators
- Electric engine control levers
- IPS joystick
- Steering compass
- Functional controls: Wiper, Demister, Fog horn, Navigation lights, Windlass
- Shelf for storage on portside with 3 x 110 V sockets

Full Beam Master

- 2 Panoramic opening porthole-fitted portlights with blinds
- Central double berth with slatted base and marine mattress, mounted on gas strut with storage
- LED deck lights, indirect LED lighting, night lights to steps and bedside lights
- Two large, illuminated wardrobes with hanging locker and shelving
- Drawers
- Full height mirror on door
- Leather covered stainless steel handrail
- Desk and seating to port with 220 V socket • Access door to private bathroom
- Separate access doors to separate master head and separate master shower each with sink basin

X

Master and Guest Head

- Magazine storage console, Towel rail
- Electric Vacu-flush toilet with sewage tank in cockpit • Hand basin
- Shower compartment with full inner moulding
- 80Lwaterheater/21UsGal
- Teak slatted, built-in seat
- Standard equipment: Sockets 110V
- Aluminium strip blinds
- Opening hull porthole
- Waste water drained by gravity to buffer tank (50 l / 13 US Gal)
- Electric Vacu-flush toilet with sewage tank in cockpit (Guests washroom)
- Opening hull porthole
- Thermostatic mixer tap with hot/cold pressurized water supply in shower area

- Mirror with back lighting
- Toilet accessory rack
- Hooks for towel/mitt
- Towel rail (Aft washroom)

Forward VIP Guest Cabin

- Central Island Bed berth mounted on strut for storage • Slatted bed base
- Marine mattress
- Storage, Hanging locker, Drawers
- Lighting and reading spotlights
- 1 Opening hatch Lewmar® T44 - with blind - Mosquito net • 2 Opening hull portholes with curtains
- Full height mirror on door

Guest Cabin to Port

- Other layout versions available (see Optional extras)
- 2 Individual bunk berths
- Marine mattress
- Hanging locker, Storage space and reading lamps
- Large storage space with sliding door (washing machine and dryer with external venting as an option)
- 2 Opening hull portholes with curtains

Exclusions

Owner's personal belongings.

Disclaimer

The Company offers the details of this vessel or yacht in good faith but cannot guarantee or warrant the accuracy of this information nor warrant the condition of the vessel. A buyer should instruct his representatives, agents, or his surveyors, to investigate such details as the buyer desires validated. This vessel or yacht is offered subject to prior sale, price change, or withdrawal without notice.

PHOTOS



































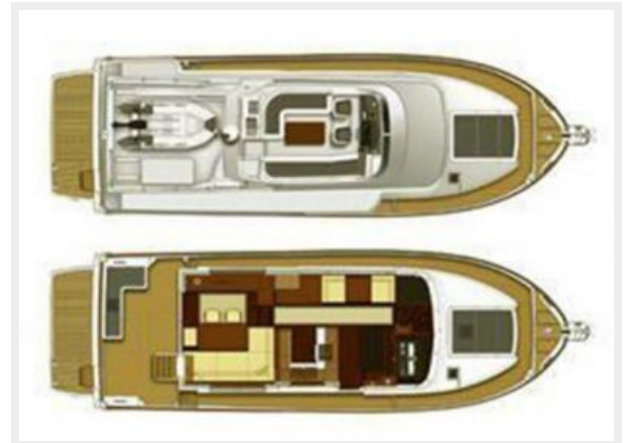
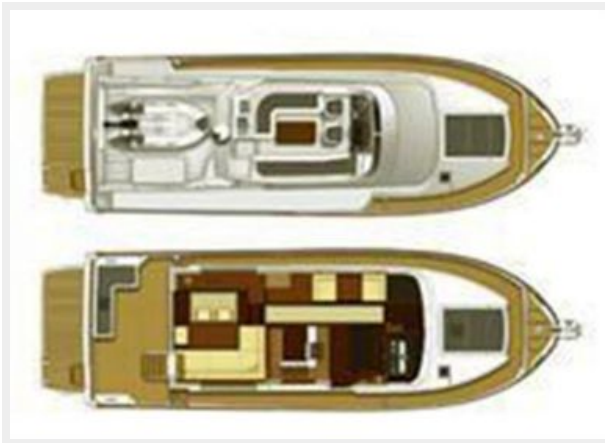












CONTACTS

Andrey Shestakov, leading yacht broker of the sales department of Shestakov Yacht Sales Inc. Shestakov Yacht Sales Inc., the official representative of the Miami/Fort Lauderdale FL headquarters.

Contact details

Email: andrey@shestakovyachtsales.com

Web: shestakovyachtsales.com/en/

Telephones

USA: +1(954)274-4435

Office hours

Monday – Saturday: **9:00 - 21:00** EDT

Sunday: **closed**

Address



Harbour Towne Marina, 850 NE 3rd St,
STE 213, Dania, FL 33004