

LA BESTIA — CUSTOM



Builder: CUSTOM

Year Built: 1996

Model: Sport Fisherman

Price: PRICE ON APPLICATION

Location: United States

LOA: 65' 0" (19.81m)

Beam: 18' 4" (5.59m)

Max Draft: 3' 7" (1.09m)

Cruise Speed: 35 Kts. (40 MPH)

Max Speed: 55 Kts. (63 MPH)

Our experienced yacht broker, Andrey Shestakov, will help you choose and buy a yacht that best suits your needs **LA BESTIA — CUSTOM** from **our catalogue**. Presently, at **Shestakov Yacht Sales Inc.**, we have a wide variety of yachts available on **our sale's list**. We also work in close contact with all the big **yacht manufacturers** from all over the world.

If you would like to buy a yacht **LA BESTIA — CUSTOM** or would like help answering any questions concerning purchasing, selling or chartering a yacht, please call **+1(954)274-4435**

TABLE OF CONTENTS

TABLE OF CONTENTS	2
SPECIFICATIONS	5
Basic Information	5
Dimensions	5
Speed, Capacities and Weight	5
Accommodations	5
Hull and Deck Information	5
Engine Information	5
DETAILED INFORMATION	6
Accommodations	6
Galley	7
Deck & Hull	7
Flybridge	8
Electrical	8
Electronics & Navigation	8
Fishing Equipment	9
Cockpit	9
Engines	9
Additional	10
Exclusions	10
Disclaimer	10
PHOTOS	11
Under Way	11
Under Way	11
Circular Stairway to Bridge	11
Entertainment Center / Drink Center	11
Entertainment Center - Up Position	11
Salon	11

Galley	11
Galley	11
Companionway	12
Guest - Starboard	12
Guest - Port	12
VIP Stateroom	12
Master Stateroom	12
Master Stateroom	12
Head	12
Head / Shower	12
Tower Controls	13
Enclosed Bridge	13
Enclosed Bridge Seating	13
Enclosed Bridge Seating	13
Enclosed Bridge Helm	13
Bridge Helm	13
Enclosed Bridge Deck	14
Buggy Top	14
Helm Controls	14
Helm Controls	14
Electronics	14
Electronics	14
Stairwell to Main Salon	14
Aft Deck	14
Aft Deck	15
Aft Deck	15
Live Well	15
Cockpit Drink Cooler	15
Cockpit Cooler	15

Engine	15
Generator	15
CONTACTS	17
Contact details	17
Telephones	17
Office hours	17
Address	17

SPECIFICATIONS

Basic Information

Category: Sport Fisherman

Model Year: 1996

Year Built: 1996

Country: United States

Dimensions

LOA: 65' 0" (19.81m)

Beam: 18' 4" (5.59m)

Max Draft: 3' 7" (1.09m)

Speed, Capacities and Weight

Cruise Speed: 35 Kts. (40 MPH)

Max Speed: 55 Kts. (63 MPH)

Accommodations

Total Cabins: 4

Total Berths: 4

Hull and Deck Information

Hull Material: Fiberglass

Engine Information

Engines: 2

Manufacturer: MAN

Model: D2842 LZE

Engine Type: Inboard

Fuel Type: Diesel

DETAILED INFORMATION

Accommodations

Entering the pneumatic entry door from the cockpit to the salon is a day head with Pullman sink to starboard; Forward of that is a large entertainment center which features a wet bar with icemaker and full electronic Thomas 460 liquor and Siemens GA3000 soda dispenser, a 27" television and stereo system all of which are concealed and stored while underway. A push button mechanical lift system provides for easy viewing of the entire entertainment center. Continuing forward is a spiral staircase leading to the flybridge. Fiddleback maple wood paneling throughout interior. Recessed overhead lighting throughout salon and valance conceals air conditioning ducts. Beam 168C central vacuum system. To the portside is a large L-shaped sofa with ample seating and storage with hi-lo table. A large galley up to forward portside with all the amenities of home. The salon features large windows providing a panoramic view.

The master stateroom is forward and down with king berth and ensuite head and shower.

- Vaulted ceiling
- Pivoting TV with concealed remote
- Queen size bed
- Two night stands
- Settee
- Mirrored vanity with stool
- Hanging locker
- Concealed safe and gun locker
- Ensuite shower and head

Continuing forward is a guest stateroom with queen berth.

Queen bed with drawers for storage

- Large custom hanging locker
- Additional drawer space
- Reading lights
- Stereo receiver and speakers
- Recessed lighting

Moving forward are mirror image staterooms port and starboard with upper/lower berths. Highlights include:

- Upper and lower berths
- Overhead hatches
- Private entrance

- Shared head with shower
- The Companionway features an additional head with shower, hanging locker and additional storage.

Galley

The full sized galley up is located forward to the portside of the salon with all the appliances one would expect at home. Just like the entertainment center, everything in the galley is built-in and concealed from sight. Spacious storage and large counter top areas are made of Avonite. Equipment includes:

- Husqvarna dishwasher
- Cospolich stainless steel freezer
- Stand alone Subzero refrigerator/freezer with custom cabinetry
- Kenyon 3-burner stove
- GE microwave/convection oven
- Braun trash compactor
- Splendide 2000 washer and dryer
- Avonite countertops and integrated sink
- Custom inlaid wood floor
- Custom wood cabinetry
- Coffeemaker
- U-Line icemaker
- Thomas 460 electronic liquor dispenser
- Siemens GA 360 fountain drink dispenser

Deck & Hull

- Bow pulpit tubular aluminum stanchions
- Superwinch X3F cockpit fish winch
- Cockpit has scupper drains at port & starboard aft corners
- Teak cockpit sole
- Various stainless steel chocks & cleats
- White canvas instrument covers throughout
- 3 Bomar hatches located on the forward deck
- Stainless steel anchor port with bow roller
- Large, fixed windows cabin house
- Pneumatic entrance door to the main salon opens into cockpit
- Cockpit & spreader lights provide additional task lighting Gunwale coaming includes a teak finished covering board
- Safety glass enclosed flybridge windshield
- Stanchions: Welded aluminum rail system runs from the middle of the cabin house

around the perimeter of the vessel

- 20 stainless steel hawse pipes toe rails: 4 wide varnish teak over 12 high gunwale

Flybridge

- Enclosed flybridge provides helm station and crew seating area with molded afterdeck overhang
- Custom spiral staircase leading down to salon/galley
- Fully carpeted
- Two custom full-length leather sofas, port & starboard
- U-line refrigerator & icemaker
- Safety glass enclosed Flybridge windshield (Large fixed and semi-fixed windows)
- Aluminum tower rail & stanchion system surrounds the aft bridge area

Electrical

- (8) Batteries
- 24V DC electrical system
- Sea Power belt drive 10KW generator
- Two 50 amp 120/240 cords w/Glendinging cablemaster power feed recovery
- Simpson distribution panel (boat divides into two load groups to split demand between two shore cords)
- Airpax main breaker assembly allows either load group to select any AC source
- Additional AC sub panels in bridge and galley
- 75 amp battery charger
- 30 KW Onan generator with 50 hours
- Branch circuits switched by breakers and also protected by GFCI where appropriate

Electronics & Navigation

- Robertson AP45 autopilot (3) FU 91s & RI40
- Anritsu radar
- B&G network multi-gauge SSB radio
- Icom IC-M800 VHF radio
- Shipmate RS 8300 VHF radio
- Power wheel steering
- Trim tabs electric hydraulic system
- SONY stereo system
- Antennas
- Robertson compass

- Azimuth 1000 Digital compass
- NEC personal computer 66 MHz, 486/with laser plotter
- Simrad EQ 50 Sounder depth sounder
- Northstar Navigator GPS/Loran C with NMEA Interface
- Northstar Navigator Model #800 integrated GPS operations
- Vessel intercom system
- Panasonic phone system
- Standard LH5 hailer
- Rudder position indicator
- Burglar alarm system
- Magnavox Magnaphone M Inmarsat STD-M SATCOM, B&G Depth/Speed logs, B&G Data log, Cetrek speed log, Lowrance LMS 350A mounted to view aft of boat displayed in cockpit.
- 3 stations each with TV

Fishing Equipment

- 2 fish boxes under cockpit sole, one is refrigerated
- Rupp triple spreader gold anodized outrigger (port & starboard) with remote electric extension control
- 25 gallon integrated raised live bait well located port forward in the cockpit
- 16 rod holders
- Aluminum pipe welded tuna (full) tower
- Rupp center rigger, cockpit tackle center with bait station, freezer, baitwell & tackle drawers
- Superwinch X3F cockpit fish winch

Cockpit

- (2) built-in fish boxes under deck, one refrigerated
- Freezer built into cockpit locker, front & top loading
- Circulation Pump
- Cockpit sink plumbed through Jabsco macerator pump
- Cockpit entrance to engine room, 150 square feet teak cockpit

Engines

Total Power: 1100 Cruising Speed: 35 kts / 60 gal/hr Max Speed: 55 kts

- Triple x 1100/hp Diesels IB; Hrs: 450 1996 MAN D2842LZE
- (4) Sealand Vacuflush heads

- (3) 24,000 BTU Cruiseair Marine reverse cycle air-conditioning units with SMR digital controls
- Mathers Micro Commander electronic gear & throttle controls
- Fire control system
- Electric lube oil transfer system
- Stainless steel, 3 diameter, AG89076 propeller shafts
- Stuffing box: packless shaft seal systems
- Sea Recovery SRC 600 AM watermaker
- Beam central vacuum system
- Oil pressure alarm
- Bilge blowers Engine room sound insulation
- Engine mounts
- Companionway aft gives access to a utility room with a Splendide washer/dryer and a large Cospolich upright freezer

Additional

Over ten years of planning and engineering went into creating a vessel that is unequalled in performance and fuel efficiency. Another goal was a shallow draft, to allow entry to all ports of call. LA BESTIA has a proven and patented a propulsion system called Air Drive. Air Drive uses the surface piercing prop technology, however the vessel props DO NOT extend beyond the transom but are in the tunnels under the cockpit deck. Air Drive uses ambient air introduced through eyebrows in the transom to the forward side of a six bladed surface piercing propeller in the tunnels. This technology eliminates slippage and cavitation with 100% ventilation of water from the tunnels, with the use of the tunnels and a shaft angle of only 3 degrees. LA BESTIA has an unbelievable shallow draft of only 3'7".

Exclusions

Owner's personal belongings.

Disclaimer

The Company offers the details of this vessel or yacht in good faith but cannot guarantee or warrant the accuracy of this information nor warrant the condition of the vessel. A buyer should instruct his representatives, agents, or his surveyors, to investigate such details as the buyer desires validated. This vessel or yacht is offered subject to prior sale, price change, or withdrawal without notice.

PHOTOS


Under Way




Under Way



Circular Stairway to Bridge



Entertainment Center / Drink Center



Entertainment Center - Up Position



Salon



Galley



Galley



Companionway



Guest - Starboard



Guest - Port



VIP Stateroom



Master Stateroom



Master Stateroom



Head



Head / Shower



Tower Controls



Enclosed Bridge



Enclosed Bridge Seating





Enclosed Bridge Seating



Enclosed Bridge Helm



Bridge Helm



Enclosed Bridge Deck



Buggy Top



Helm Controls



Helm Controls



Electronics



Electronics



Stairwell to Main Salon



Aft Deck



Aft Deck



Aft Deck



Live Well




Cockpit Drink Cooler




Cockpit Cooler



Engine



Generator





CONTACTS

Andrey Shestakov, leading yacht broker of the sales department of Shestakov Yacht Sales Inc. Shestakov Yacht Sales Inc., the official representative of the Miami/Fort Lauderdale FL headquarters.

Contact details

Email: **andrey@shestakovyachtsales.com**

Web: shestakovyachtsales.com/en/

Telephones

USA: **+1(954)274-4435**

Office hours

Monday – Saturday: **9:00 - 21:00** EDT

Sunday: **closed**

Address



Harbour Towne Marina, 850 NE 3rd St, STE 213, Dania, FL 33004