

XANADU — HORIZON



Судостроитель: HORIZON

Год постройки: 2007

Модель: Моторная яхта

Цена: **ЦЕНА ЯХТЫ ПО ЗАПРОСУ**

Местонахождение: United States

Длина общая: 86' 0" (26.21m)

Ширина: 20' 0" (6.10m)

Макс. осадка: 6' 0" (1.83m)

Крейс. скорость: 19 Kts. (22 MPH)

Макс. скорость: 21 Kts. (24 MPH)

Купить Xanadu — HORIZON а также выбрать подходящую вам яхту из нашего каталога яхт вам поможет опытный яхтенный брокер Андрей Шестаков. На сегодняшний день компания Shestakov Yacht Sales Inc. имеет большое количество яхт в собственном списке продаж, а также тесно сотрудничает со всеми крупными яхтенными производителями по всему миру.

Для того чтобы купить яхту Xanadu — HORIZON а также проконсультироваться по любому вопросу связанному с покупкой, продажей, чартером яхт позвоните по телефону **+7(918)465-66-44**.

ОГЛАВЛЕНИЕ

ОГЛАВЛЕНИЕ	2
ХАРАКТЕРИСТИКИ	4
Обзор	4
Основная информация	4
Размеры	4
Скорость, вместимость и масса	5
Размещение	5
Корпус и палуба	5
Информация о двигателе	5
ПОДРОБНОЕ ОПИСАНИЕ	6
Vessel Walkthrough	6
Salon	6
Skylounge	7
Electronics	7
Galley	8
Forward Companionway	8
Master Stateroom	9
Master Head	9
Starboard Guest Stateroom	9
Starboard Guest Head	10
Port Guest Stateroom	10
Aft Companionway	10
Crew Mess	10
Crew Head	11
Captains Cabin	11
Crew Quarters	11
Aft Deck	11
Fore Deck	12

Boat Deck	13
Engine Room	13
Electrical	14
Construction	14
Additional Information	15
Exclusions	15
Исключения	15
Отказ от ответственности	15
ФОТОГРАФИИ	16
КОНТАКТЫ	34
Контактная информация	34
Телефоны	34
Время работы	34
Адрес	34

ХАРАКТЕРИСТИКИ

Обзор

XANADU represents the 82' Horizon as "Queen of the Fleet". She was built 86' to accommodate a four en-suite stateroom and all of her other upgrades and options. The **Dawn Moffitt interior** exemplifies good taste and her present owner has incorporated new soft goods that coordinate perfectly. XANADU was overseen by an experienced project manager/captain and no expense was spared to create this work of art. The present owner has spent upwards of \$150,000 USD since his recent purchase and due to a change in his plans, she is offered for sale. Transferable **Caterpillar Five Year Gold warranties** were purchased in Spring 2012.

- Twin **CAT C30 with warranty**
- Twin Generators and inverter system
- 4 Staterooms plus 2 crew
- Gorgeous Skylounge
- High end interior with inlays, columns, & cabinetry (electric shades)
- Passerelle
- Remote operated driving stations
- Shore connections fore & aft
- Modern Galley with **Sub-Zero** appliances
- State of the Art Electronics - **KVH SAT TV**

Основная информация

Тип судна: Моторная яхта

Модельный год: 2007

Год постройки: 2007

Страна: United States

Размеры

Длина общая: 86' 0" (26.21m)

Ширина: 20' 0" (6.10m)

Макс. осадка: 6' 0" (1.83m)

Скорость, вместимость и масса

Крейс. скорость: 19 Kts. (22 MPH)

Макс. скорость: 21 Kts. (24 MPH)

Водоизмещение: 175000 Pounds

Вместимость воды: 420 Gallons

Вместимость сточного бака: 300 Gallons **Объем топливного бака:** 2750 Gallons

Размещение

Всего кают: 4

Всего ком. состава: 4

Каюты экипажа: 4

Корпус и палуба

Материал корпуса: Fiberglass

Информация о двигателе

Двигатели: 2

Производитель: Caterpillar

Модель: C-30

Тип двигателя: Inboard

Тип топлива: Diesel

ПОДРОБНОЕ ОПИСАНИЕ

Vessel Walkthrough

XANADU represents the 82' Horizon as "Queen of the Fleet". **Four Stateroom Yacht** plus crew with **Skylounge**. The **Dawn Moffitt interior** exemplifies good taste and her present owner has incorporated new soft goods that coordinate perfectly.

XANADU was overseen by an experienced project manager/captain and no expense was spared to create this work of art. The present owner has spent upwards of 150,000 USD since his recent purchase and due to a change in his plans, she is offered for sale. Transferable **Caterpillar Five Year Gold warranties** were purchased in Spring 2012.

Salon

Entered via the sliding Trend door the Salon is oversized due to the extended length of XANADU. Immediately to port is a storage cabinet with an ivory onyx top lit from below to highlight the translucent properties of the onyx stone. Next outboard are the steps to the Crew Accommodations and Engine Room. To starboard is a glass front cabinet lit from above to attractively display some of the yacht's crystal. Below are two cabinet doors housing the yacht's DVD library. Next forward is a unique table that can be configured as a square game or card table or a rectangular dining table. Three cane back upholstered chairs are around the table. Next forward is an 11' long built-in console with seven cabinet doors housing liquor storage, a U Line icemaker, a U Line glass front wine cellar, and three pull-out drawers for bar ware all custom fitted. Behind is a 42" Panasonic HD plasma TV that pops up as needed. To port starting aft is a cabinet with an extensive entertainment center hidden behind Makore doors on two racks consisting of a Denon AVR 3806 A/V sound receiver, a Denon DVD 2910 DVD audio video Super Audio CD player, two Direct TV receivers, a Denon TV 1500 RD stereo tuner, a Denon DCM DCM 380 five disc changer, a Xantech 4 zone audio/video controller and a Xantech 4 channel amplifier all by AVIA Audio. A large upholstered chair with matching ottoman sits in front of the AV cabinet. Next forward is a large five-cushion custom built upholstered sofa with abundant storage below. A gilded top tray type coffee table is in front of the sofa. The bulkhead behind the sofa has twelve storage cabinets for occasional use. The forward bulkhead has twin glass cabinets housing the yacht's crystal. The cabinets are lit from above and flank an art niche also lit from above. The doors of the cabinets feature the yacht's signature "X" pattern. The ceiling treatment of XANADU's Salon is of a two-layer high gloss cherry step design with a lacquered inset and rope lighting at the perimeter. Fourteen dimmable halogen mini spots are overhead. Electrically operated Hunter Douglas Silhouette shades cover the large port and starboard windows. Six columns of camphor and Makore trim separate the windows and make a strong visual statement. The entire sole of this area is mahogany and holly but it is overlaid except for a 6" border by a custom wool carpet with an attractive wave design at the perimeter. Also in this area are Speakercraft Surround Sound speakers, a Velodyne 10" subwoofer, a RTI handheld color touch screen remote for all A/V equipment and a Kidde CO/smoke detector.

Skylounge

The Wheelhouse and Skylounge is entered via the curved steps from the country kitchen area or via the sliding stainless steel Trend entry door from the Boat Deck. Starting forward is the centerline Helm with a detailed inventory in the Navigation/Electronics section below. Three large windshields with only two mullions offer excellent forward visibility. Large side and aft windows with Roman shades offer 360 degree visibility. The sole in the Helm area is mahogany and holly. To starboard are two storage cabinets, one to port. Behind dark glass panels are the yacht's DC 24 volt navigation system panel with 30 breaker protected circuits, a digital volt and amp meter and a Headhunter tank Sentry LED level gauge for the fuel and water tanks. Next forward is a DC 24 ship's panel with 18 breaker protected circuits. Next aft is the carpeted Skylounge portion of this area. A raised settee with storage below to seat four to five people is aft to port. An adjustable height burl wood cocktail table lies in front of the settee. Centerline is the sliding Trend entry door with full drapes. To starboard starting forward is a Makore desk with a leather chair facing aft. The desk has a drawer and two storage cabinets. Next aft is an entertainment cabinet with a pop up 37" Panasonic TV and a Denon Multi Media AM/FM/CD/DVD player and a Direct TV receiver behind a Makore door. Next aft also behind a door is a U Line icemaker/refrigerator combo. Two bar height upholstered chairs are in this area and offer a great view while cruising or dockside. Also in this area are rope lights behind the valances and toe kick of the sofa, four overhead speakers, an HP all in one printer, a hatch for ventilation, a Kidde smoke/CO detector and a central vacuum outlet.

Electronics

(3) Furuno 15" Sunlight viewable flat screens/displays • (2) Furuno Navnet full function key pads • Furuno VX2 Black box 72 mile radar w/ARPA • Furuno VX2 Black box 48 mile radar/chart plotter • Furuno sounder module for Nav Net • Simrad AP 25 autopilot • VEI computer for Nobletec chart system • VEI mouse keypad • Wireless mouse & keyboard • CAT Vision engine monitoring system, 2012 • Northstar 6000 i 6.5" plotter w/WAAS GPS • Simrad IS 15 wind, speed & direction display • Simrad rudder angle indicator • (2) Simrad IS 15 depth displays • KVH Fleet 55 Inmarsat SAT phone w/handset at helm • Ericson F221 cellular PBX terminal • Panasonic Hybrid expansion phone system w/10 telephases • Chart locker to port of Helm • (2) Stidd Ultra Leather chairs w/footrests • 5" Danforth Constellation compass in chrome binnacle • (2) Overhead red nightlights • Glendinning electronic engine controls w/back up system • Sirius Weather System • AIB System • Simrad joystick for power step on armrest of captain's chair • Hynautic trim tab controls • Analog trim tab indicator • Speich wiper/washer controls • Trac digital stabilizer controls • Hart Systems tank tender system w/gauges • ABT bow & stern thruster controls • (2) Sanshin (ACR type) searchlight control pads • Dual windlass control switches • Start/stop & key switches for main engines • (2) Kohler generator remote panels w/start/stop & full LCD gauges • NVT 1018 i Night vision camera w/Point Pad controls • (2) Icom M602 VHF's w/(2) Command Mics (Galley & Captain's Cabin) • Elbex 8 channel camera controller • Wireless Network, via Broadband cell card or amplified local land based networks STS 1000 • "Ship to Shore" WiFi system (3 WAPP) • **KVH SAT TV** dome w/(8) Direct TV receivers • Graphic ship

display w/major functions having LED lights • (5) Automatic bilge pumps, all w/high water level alarms • (3) Automatic sump pumps

Galley

One step up from the salon is the galley/Country kitchen with teak and holly floor through. the Gakket proper is to port and is U shaped wit the following equipment: • Papette Blue Granite (w/fossils) • Sub Zero 700 TR refrigerator w/ (2) refrigerator drawers • GE stainless steel oven • GE Profile 4 burner Ceran cook top • GE Profile microwave/convection oven w/exhaust fan & work light • Broan trash compactor • Double under mount stainless steel sinks • Blanco removable spray faucet • Stainless steel soap dispenser • Filtered & UV treated drinking water tap • GE Quiet Power 3 dishwasher • Sub Zero 700 BC refrigerator/freezer drawers, one each • (2) Sub Zero 700 BF freezer drawers forward of the Galley • Insinkerator garbage disposal w/air switch • Fold up Sharp Aquos 15" LCD TV • Additional air handler for Galley area • Xantech stereo control system • Simrad IS 15 multi function instrument • Simrad IS 15 analog/digital wind instrument • Command Mic II for Pilothouse VHF • Pantograph door to both port & starboard side decks • (16) Overhead halogen mini spots • Central vacuum inlet • (18) Cabinet doors • (8) Storage drawers • Magic corner storage cabinet • Compass rose design on sole Furthest forward is a C shaped dinette with storage below and two custom stainless steel stools. The dinette will seat up to eight people comfortably. There is also storage forward of the dinette under the windshield. An expansive three panel windshield forward offers excellent views and great natural light. The entrance to the accommodation deck is forward and to starboard. Storage lockers are to both port and starboard of the steps. Next aft is a two door pantry followed by the main deck Day Head. The Day Head has a black Headhunter full size toilet, countertops to match the Galley, an under mount, lit from below, clear sink in a bow front cabinet and three storage cabinets. The overhead is mirrored, the sole is mahogany and holly. The large cabin side window is covered in a Roman shade. There is a beveled glass mirror over the sink and a pocket door entry keeps the companionway clear. Next, aft are eight curved steps with rope lights in the tread overhang. The yacht's main electric locker with 18 breaker protected circuits on the AC inverter buss, 12 breaker protected circuits on the AC utility busses and six breaker protected circuits on the 24 V system panel is next aft. Also in this area is a small custom broom closet.

Forward Companionway

Going forward and down from the Country Kitchen is a curved eight step mahogany and holly set of stairs with rope lighting in the tread overhang. A landing at the bottom of the stairs leads forward to the VIP, port to the Portside Cabin and down two more steps and aft to the Starboard Cabin, the forward Laundry Center with a GE Spacemaker stacked washer/dryer behind a Makore door and finally aft into the Master Suite via two Makore doors with an inset of burl wood camphor. The width of the Companionway was built wider than standard to give a comfortable feel the area. Unique to XANADU is a Camphor burl wood chair rail and base board in the Companionway.

Master Stateroom

Dual entry doors open to a king size berth on centerline with an upholstered headboard set upon a mirrored bulkhead. Two small brass swing arm lamps serve as reading lamps. They are flanked by two camphor columns with two drawer nightstands below. Each side of the base of the berth has one large storage drawer. There is rope lighting on the perimeter of the toe kick including the nightstands. To starboard is an entry door to a walk in closet with cedar lining, an auto light and an Owner's safe. Also in the closet are three cedar drawers and an opening port light with stainless steel weather cover. Next forward is a chest of six drawers, a hinged top vanity with upholstered stool, three more drawers and a cabinet with a Direct TV receiver and a Denon AM/FM/CD/DVD player. Above the camphor countertop are six cabinet doors and sliding rice paper Soji screens over two upright oversize opening portholes with stainless steel covers. The forward bulkhead has a built in 32" Sharp Aquos LCD TV to starboard and a full size hanging locker to port. Next aft and to port is a chest with twelve storage drawers. Above the camphor countertop are six cabinet doors and sliding rice paper Soji screens over two upright oversize opening portholes with stainless steel covers. Aft is the access to the en suite Master Head. Also in the Master Cabin are 14 overhead halogen mini spots, an emergency escape hatch with ladder to the main deck, a Kidde CO/fire alarm, four Speakercraft stereo speakers, two table lamps and a loose fit padded carpet over a mahogany and holly sole.

Master Head

Sure to be one of the most elegant one would find in a yacht under 100', the Master Bathroom of XANADU is awash in honey ivory onyx. The countertops, floor tiles and slab sole of the oversize shower are all in contract to the abalone wall covering and Makore cabinetry. Two China under mount sinks with gold fixtures sit upon a bow front vanity with four cabinet doors below. Outboard is a continuation of the onyx stone counter with five drawers below and four cabinets above. An opening stainless steel porthole lies behind a Silhouette shade. The toilet is a Headhunter model. The oversize shower has a clean white finish with dual gold fixtures (wall mounted and handheld), onyx corner shelves and sole. The clear glass door helps give the entire area a larger feel. Seven halogen mini spots and an exhaust fan are in the mirror overhead.

Starboard Guest Stateroom

Just forward of the Master is the Starboard Guest Suite, unique to XANADU, and the entire 82' Horizon model line. Adding extra length to both the hull and house has allowed for not only a fourth cabin but a full forth en suite Head. The berths are arranged in an upper and lower fashion, each with a ready light. As needed the upper berth will fold up Pullman style. Above the upper berth is an opening stainless steel porthole with Roman shades. Below the lower berth is storage under the mattress. Just forward is a half height hanging locker with cedar lining and an auto light. Below is a cabinet with a built in Direct TV receiver, a drawer, Marine Air digital AC controls, a telephone, input jacks for games and camcorders hooked up to the swing out 14" Toshiba LCD TV/DVD player. Also forward is access to the en suite head. Also in this cabin are

six overhead halogen mini spots, a Kidde CO/smoke detectors, a Pioneer AM/FM/CD Super Tuner, two stereo speakers and rope lighting under the berth.

Starboard Guest Head

A Lapis Lazula countertop with Serdaneli fixtures prove the smallest cabin of XANADU was not forgotten when it came time for luxury appointments. The Makore vanity has one cabinet and a drawer below and two beveled mirror medicine cabinet doors above. A compact Headhunter toilet is between the vanity and the clear double glass door shower with a Grohe handheld or wall mountable fixture and marble tile sole to match the Head's sole. The overhead is mirrored and has four halogen mini spots and an exhaust fan. The sole is French Vanilla granite.

Port Guest Stateroom

Just opposite the Companionway stairs is the Portside Guest Cabin. It has two lower berths with a two drawer nightstand between and rope lighting under the toe kick. A woven rattan type headboard sits atop a mirrored bulkhead. Twin high intensity brass swing arm lamps are above the berth. The camphor top of the nightstand has digital Marine Air AC controls, a telephone, a table lamp, auxiliary input for the TV and all the Cabin's light switches. Outboard of the lower bunk is a Direct TV receiver, a Denon AM/FM/CD/DVD player, four cabinet doors, a 15" Sharp Aquos LCD TV and two opening stainless steel portholes behind a Roman shade. Below the outboard bunk are two storage drawers. The foot of the berth is a full size hanging locker with cedar lining, an auto light and two shelves within. Below the inboard bunk is a large storage area currently used for mechanical spare parts. Access to the en suite Head is forward. Also in this cabin are five halogen overhead mini spots, two stereo speakers and a Kidde CO/smoke detector.

Aft Companionway

From the aft port corner of the Salon seven curved steps with rope lighting lead to the Crew and Engine Room area. Half way down outboard is the main electrical panel with the generator start/stop switches, inverter remotes, AC inverter buss with 26 breaker protected circuits, the 240V Utility Buss #1 with 11 breaker protected circuits and the 120/240V AC Utility Buss #2 with 23 breaker protected circuits. At the base of the stairs is a door to close off the lower deck added as a custom option. Forward is the Engine Room door aft to the Crew Accommodations. The Companionway leads aft to a door on the swim platform that gives great access for crew or service personnel to the mechanical spaces. The sole is Pirelli type flooring with both a carpet and carpet runner over the Pirelli sole.

Crew Mess

Just aft and to starboard of the Engine Room is the Crew Mess which consists of a Sub Zero refrigerator and separate freezer, a GE turn table microwave, five storage cabinets, an under mount stainless steel sink below a granite countertop and a GE Spacemaker stacked washer/dryer behind a Makore door. Also in this area is an opening stainless steel porthole with weather cover, carpet runners and a four halogen mini spots in the overhead. Forward is a Dive/Utility Room with dive storage, drawer storage and access to the yacht's inverter system kept out of the heat of the Engine Room.

Crew Head

Across the centerline Companionway to port is the Crew Head finished with a slab granite floor and shower sole to match the countertop. The bow front vanity has one storage cabinet below and two very large beveled mirror medicine cabinets above. The toilet is a full size Headhunter model. The stall shower has dual clear glass doors, a seat, an opening stainless steel porthole with weather cover, a light, an exhaust fan and a handheld or wall mountable shower fixture. Also in this area is an AC vent and three overhead halogen mini spots.

Captains Cabin

Next aft is the Captain's Cabin with a double berth fore and aft, including an upholstered headboard, twin reading lights and a three door nightstand. Outboard of the berth are four storage lockers and Roman shades over two opening stainless steel portholes. Forward is a full size hanging locker, a built in 15" Sharp Aquos LCD TV, a Direct TV receiver, a Pioneer AM/FM/CD/DVD player, a Command mic for the Pilothouse VHF and two IS 15 Simrad remotes, one for wind and a multi function digital gauge. Also in this cabin are two stereo speakers, four overhead halogen mini spots, a telephone and digital Marine Air AC controls.

Crew Quarters

Opposite the Captain's Cabin on the starboard side is the Crew Cabin with athwartship upper and lower berth. The upper berth has the capability of folding up against the bulkhead offering more room for a single occupant. There is a reading light for each bunk. Below the upper bunk is a Direct TV receiver and a Pioneer AM/FM/CD Super Tuner. Aft is a half height hanging locker with cedar lining and auto light within. Below are two storage drawers. On the aft bulkhead is a 13" Toshiba LCD/TV/DVD combo. Also in this cabin are two stereo speakers, four overhead halogen mini spots and a telephone.

Aft Deck

Teak laid sole • (2) Fiberglass hinged doors to swim platform in lieu of standard stainless steel gates • Fiberglass hinged bulwark doors, port & starboard • (3) Curved teak tread steps to swim platform, port & starboard w/step lights • 7' Extended teak laid swim platform partially integral to hull • 2' Removable hoop rails aft on swim platform • (2) Stainless steel rod holders • Stainless steel custom built oversize swim ladder in custom hatch built into swim platform • Dockside water inlet with pressure regulator • (4) Underwater lights aft • 100 amp shore cord connection w/Glendinning cable reel to starboard • Fully retractable **Besenzoni** hydraulic **passerelle** in top portside step • Hubbel phone & TV inlet w/cords • Fixed control panel for passerelle plus wireless remote option • Full stand behind wet bar to starboard w/granite top • U Line refrigerator behind fiberglass door • (2) Aft docking lights integrated into hardtop • U Line Icemaker behind fiberglass door • Barware & glass storage • (2) Swing out upholstered bar stools w/stainless steel foot rail • Oversize high gloss teak dining table w/cover & stainless steel pedestals • (2) Elbex color cameras w/motorized zoom, one port, one starboard • (4) Outdoor teak varnished chairs with cushions and covers • Upholstered bench seating aft w/removable cushions, cover & storage below • (14) Overhead tri color LED lights • Rope lighting under toe kick of bar • Motorized drop down fiberglass TV enclosure overhead Sharp 20" LCD TV • (4) Speakercraft overhead speakers w/Xantech LCD keypad to access the yacht's entertainment systems • Textulene snap in sun shade from overhead for Aft Deck dining • Custom stern corner hausers for tender towing or stern mooring • Aft facing hailer horn • Port & starboard Maxwell 2200 lb. hydraulic capstans w/foot switches • Portside wired Glendinning engine controls plus bow & stern thruster controls • (8) Curved teak tread steps to Boat Deck w/step lights • Custom boat hook storage, port & starboard • Trend stainless steel sliding entry door to Salon • Hot & cold shower on swim platform • (2) Extra receiver sockets on swim platform for rail storage • Saltwater wash down spigot • Quick disconnect fitting for filling dive tanks from Brownie compressor in portside cabinet of swim platform

Fore Deck

Fiberglass non skid decks • Signature Horizon raised bulwarks for safety • Oversize 2" bow rails mounted on raised bulwarks • Full walk around side decks • International Navigation lights • Port & starboard fiberglass boarding gates outboard of Galley Pantagraph doors • Delta "T" Engine Room vents inboard of walkarounds for maximum dry air delivery • Black Textulene windshield cover • Frameless cabin side windows w/dark tint • (2) 3500 lb. Maxwell hydraulic windlasses w/wired remote controls • (2) Each up & down foot switches for windlass controls • (2) Stainless steel side mounted 175 lb. anchors w/300' chain each • Deck access to chain locker • (2) Polyplaner stereo speakers at bow seat • Xantech LCD stereo controller in bow locker • Freshwater wash down • (3) Speich windshield wipers/washers • Saltwater wash down for anchor chain • Bow seating for three w/removable cushions & cover & custom stainless steel footrest • Large Sunbrella sun pad w/cover & Lucite drink holders • Teak covered aft facing bow seat • Forward facing hailer horn • Stainless steel pennant staff • Hubbel telephone/TV inlet • Bow locker forward of bow seat w/Fore Deck connection for 100 amp power cord • Jabsco dockside water inlet w/pressure regulator • Port & starboard trunk cabin storage lockers connect under sun pad for storage of large items • such as boarding ladder w/lighting within • (8) Tri color

LED lighting on overhead • (10) Tri color LED lighting on side decks • Chrome plated Buele air horns • Port & starboard Pantograph entry doors to Galley area

Boat Deck

More than just the Boat Deck this area has a unique bar with seating adding to the abundant outdoor entertaining areas of XANADU. • Fiberglass non skid deck • Tempered glass sliding hatch to close off steps up from Aft Deck • Trend sliding stainless steel trimmed door to Skylounge • Free standing wet bar w/granite two level top • (3) Upholstered bar stools w/covers & stainless steel pedestals & foot rail • (2) Siemens Bar B Q grills • U Line refrigerator behind fiberglass door • U Line icemaker behind fiberglass door • GE Disposal unit in stainless steel under mount sink w/granite cover • Portside storage cabinet with a second Glendinning engine control remote incl. thruster controls • (2) Frameless windows flanking the entry door • Starboard side L shaped settee w/small adjustable height table, removable cushions, cover & storage below • Extended FRP overhead for shade of settee area • (4) Step removable stainless steel ladder to Skylounge coach roof • Watertight hatch for coach roof access • Rope lighting in toe kick of bar & settee • (3) Tri color LED overhead lights • Xantech LCD stereo controller in portside locker • (2) Overhead speakers • Nautical Structures 2200 lb. hydraulic davit • 2007 13' Nautica wide body tender w/90 hp Yamaha 4 stroke OB & full cover • EZ removable chocks for tender • Oversized drains w/strainers on each corner of Boat Deck w/internal overboard drains • Fiberglass mast on Skylounge coach roof w/twin radar antennas & twin KVH domes • (2) Tokai Sunshine (ACR type) searchlight on Skylounge coach roof • Stainless steel flag staff on aft end of Boat Deck • ACR Epirb w/hydrostatic release • 8 Man Viking life raft mounted on coach roof with hydrostatic release

Engine Room

During construction special attention was paid to accessibility of equipment. Also every pump and potential source for harmonics or vibration was mounted on isolation mounts. • Twin **CAT C30** 1550 hp each • Perforated white aluminum bulkheads & overheads • Diamond plate deck plates • Double sound & heat insulated w/foam & lead • American Bow Thruster 38 hp bow thruster • American Bow Thruster 38 hp stern thruster • Both thrusters powered by dual live system PTO's off the transmissions • 5 Blade ZF/Faster props • Sea Recovery Aqua Whisper 1400 gallon per day watermaker w/pre filter & oil/water separator • American Bow Thruster stabilizers w/9 sq. ft. fins • Glendinning engine controls w/fixed station at Skylounge & (2) remotes, one on Aft Deck, one on Boat Deck w/full back up system • (2) Jabsco engine driven bilge pump • (2) 30 Gallon Torrid stainless steel water heaters • Mounted ship vacuum in Engine Room • Delta T Engine Room demister filters • Hot water circulation pump • (3) 180,000 total BTU Marine Air chilled water air conditioning w/(2) stage compressors, upgraded from standard (2), total 144,000 BTU, compressors • VIP, Galley & Skylounge have large than standard air handlers • (3) Soft starts for AC compressors • Engine Room auto fire dampers on inlet vents • Back up plumbed & wired air conditioning raw water pump • Heavy duty UV/charcoal water filtration throughout yacht • Custom high speed 80 GPM fuel fill system on starboard side deck •

500 Gallons of extra fuel over standard 82' model in (2) oversize tanks • Triple Racor 79/1000 MA fuel filters for main engines • Site gauges for main fuel tanks • (2) Racor 500 MA filters for generators • Air sep crankcase ventilation system • Aquamet HS #22 propeller shafts • Tide Strong seals for shaft & rudder packing gland w/spares on shafts • Hynautic power steering system • Stainless steel emergency tiller • Hynautic heavy duty trim tabs w/indicators • Stainless steel overhead grab rail on each side of engine • Engine Room AC fluorescent lighting • Engine Room DC incandescent lighting • (2) AC Engine Room blowers • (2) DC Engine Room blowers • Fireboy FM200 auto fire system for Engine Room • Engine mounts affixed to one piece steel channel • Craftsman 4 drawer tool chest • Craftsman 3 drawer tool chest • Engine alarm system for low oil pressure & high water temperature • Freshwater spigot in Engine Room • Site gauges & electric gauges for fuel tanks • Groco oil change system for engines, transmissions & generators • Heavy duty insulated Engine Room door w/window • Full CAT mechanical gauges on each engine • Elbex Engine Room color camera w/zoom • Fiberglass water/exhaust separator (silencer) for generator • Y valve for holding tank w/deck fitting for pump out • Head Hunter Tidal Wave waste treatment system • Head Hunter holding tank level indicator • Sump pump for shower • (5) Rule auto/manual bilge pumps • High water bilge alarm system • Color coded piping for easy identification • Trident Blue Mylar exhaust hoses • 110 Volt air compressor • Sealand black water transfer pump • **Besenzoni passerelle** mechanical/hydraulic systems for stern • Nutone central vacuum system • Compressed air outlet in Engine Room • Port to starboard fuel transfer system • Panasonic telephone • 100 Gallon grey water tank

Electrical

12/24 Volt DC electrical system • 120/240 Volt AC electrical system • 100 amp 220 V Glendinning cable master w/75' cord (aft) • 100 amp 220 V power inlet at bow • 100 Amp 75' shore cord • 100 Amp 50' shore cord • 100 Amp 3 phase to single phase converter • (2) 50' phone cords • (1) 100' TV cord • (2) Charles Iso auto boost 100 amp transformers, 24 KVA • Upgraded 32 Kw Kohler generator in sound shield w/614 hrs. • (2) 8 Kw Xantrex inverters/battery chargers • (7) Guest battery switches • (4) Engine start batteries (8D) gel cells • (4) Generator start batteries (4D) gel cells • (8) 8D 200 AH gel cell batteries for ship's service • GFCI protection at required outlets • Italian Vimar switches for lighting • Dual option battery parallel system • 24 Volt to 12 volt converter • Charles 20 amp 12V battery charger • Charles 50 amp 24V battery charger

Construction

Like all recent Horizons the hull, deck and superstructure of XANADU was constructed using the licensed SCIMP process that produces stronger, lighter components with a superior mat to resin ratio with no voids. Her bottom is solid fiberglass but the above waterline areas have a high density foam core. The underwater portion of the hull is treated with the International Paint system for osmosis protection. Exterior surfaces are finished in bright white gelcoat. This particular Horizon benefited from being overseen in both design and construction by a very

experienced project manager.

Additional Information

Headroom: • Lower Deck 6'10" • Galley 7'3" • Salon 6'10" • Skylounge 6'7" **Speeds/Fuel Burn/Range:** • 1440 RPM 11 knots 40 GPH 680 miles • 2150 RPM 19.5 knots 120 GPH 400 miles • 2350 RPM 22 knots 170 GPH 320 miles **Extended platinum warranties on main engines - Good through June 8, 2016 or 3,991 hours** Modulated navigation and closed circuit TV images can be viewed on one of four channels on any of the ten LCD TVs aboard.

Exclusions

While every effort was made to list all pertinent included equipment aboard XANADU, there are some personal belongings aboard. Prospective purchasers should assume any item not specifically mentioned herein will not convey at closing.

Исключения

При продаже яхты исключаются личные вещи владельца.

Отказ от ответственности

Компания предоставляет описание судна или яхты добросовестно, но не может гарантировать точность этой информации, а также не ручается за техническое состояние. Покупатель должен проинструктировать своих агентов или оценщиков исследовать представленную информацию более подробно, по собственному желанию. Продажа судна или яхты, изменение цены или снятие с продажи будет происходить без предварительного уведомления.

ФОТОГРАФИИ











































КОНТАКТЫ

Андрей Шестаков (Andrey Shestakov) – ведущий яхтенный брокер отдела продаж яхт и судов компании Shestakov Yacht Sales Inc. Официальный представитель Shestakov Yacht Sales Inc. для русскоговорящих клиентов в центральном офисе компании в Майами/Форт Лодердейл/Флорида/США.

Контактная информация

Email: andrey@shestakovyachtsales.com

Web: shestakovyachtsales.com

Телефоны

Краснодарский край: **+7(918)465-66-44**

США, Майами, Флорида: **+1(954)274-4435**

Время работы

Понедельник – Суббота: **9:00 - 21:00**
EDT

Воскресенье: **Закрито**

Адрес



Harbour Towne Marina, 850 NE 3rd St,
STE 213, Dania, FL 33004