

## SEA ROSE — SYMBOL



**Builder:** SYMBOL

**Year Built:** 2004

**Model:** Motor Yacht

**Price:** PRICE ON APPLICATION

**Location:** United States

**LOA:** 67' 11" (20.70m)

**Beam:** 18' 6" (5.64m)

**Min Draft:** 4' 8" (1.42m)

**Cruise Speed:** 17 Kts. (20 MPH)

**Max Speed:** 20 Kts. (23 MPH)

Our experienced yacht broker, Andrey Shestakov, will help you choose and buy a yacht that best suits your needs **Sea Rose — SYMBOL** from our catalogue. Presently, at Shestakov Yacht Sales Inc., we have a wide variety of yachts available on our sale's list. We also work in close contact with all the big yacht manufacturers from all over the world.

If you would like to buy a yacht **Sea Rose — SYMBOL** or would like help answering any questions concerning purchasing, selling or chartering a yacht, please call **+1(954)274-4435**

---

# TABLE OF CONTENTS

---

TABLE OF CONTENTS	2
SPECIFICATIONS	4
Overview	4
Basic Information	4
Dimensions	4
Speed, Capacities and Weight	4
Accommodations	5
Hull and Deck Information	5
Engine Information	5
DETAILED INFORMATION	6
Accommodations & Layout	6
Galley	7
Navigation and Entertainment	7
Electrical Equipment	8
Deck & Hull	9
Mechanical and Engine Room	11
Remarks	12
Exclusions	12
Disclaimer	12
PHOTOS	14
Salon	14
Salon	14
Galley	14
Flybridge Stairs	14
Settee	14
Lower Helm	14
Office	15
Master Stateroom	15

---

Master Stateroom	15
Master Bath	15
Port Guest Stateroom	15
Guest Bath	15
Starboard Guest Stateroom	16
VIP Stateroom	16
VIP Bath	16
Flybridge Helm	16
Flybridge seating	16
Boat Deck	16
Aft Deck	17
Engine Room	17
Aft Profile	17
Layout	17
<b>CONTACTS</b>	<b>18</b>
Contact details	18
Telephones	18
Office hours	18
Address	18

# SPECIFICATIONS

---

## Overview

---

"Sea Rose" 2004 66' Symbol features a desirable flushdeck layout (galley open to salon) with 4 staterooms (full beam aft master stateroom), 4 baths plus an office...all with gorgeous satin teak interior with wood flooring. She offers a large enclosed flybridge (stairs aft deck and pilothouse) with plenty of seating, large aft deck with eurotransom, dual helms, walkaround decks with high bulwarks) and a walk-in engine room. Only 725 hours on preferred CAT 3406E engines, stabilized with bow thruster, lightly used Nouvrania RIB....ready to cruise on seaworthy Jack Sarin designed hull. Easy to inspect anytime in Fort Lauderdale, Florida.

## Basic Information

---

**Category:** Motor Yacht

**Sub Category:** Flybridge

**Model Year:** 2004

**Year Built:** 2004

**Country:** United States

**Fly Bridge:** Yes

## Dimensions

---

**LOA:** 67' 11" (20.70m)

**LWL:** 57' 9" (17.60m)

**Beam:** 18' 6" (5.64m)

**Min Draft:** 4' 8" (1.42m)

**Clearance:** 23' 0" (7.01m)

## Speed, Capacities and Weight

---

**Cruise Speed:** 17 Kts. (20 MPH)

**Cruise Speed RPM:** 2100 Kts.

**Max Speed:** 20 Kts. (23 MPH)

**Max Speed RPM:** 2300 Kts.

**Water Capacity:** 350 Gallons

**Holding Tank:** 150 Gallons

**Fuel Capacity:** 1200 Gallons

---

## Accommodations

---

**Total Cabins:** 4

**Total Berths:** 6

**Sleeps:** 8

**Total Heads:** 4

---

## Hull and Deck Information

---

**Hull Material:** Fiberglass

**Deck Material:** Fiberglass Sandwich

**Hull Configuration:** Semi-Displacement

**Hull Color:** White

**Hull Finish:** Plastic

**Hull Designer:** Jack Sarin

---

## Engine Information

---

**Engines:** 2

**Manufacturer:** Caterpillar

**Model:** 3406E

**Engine Type:** Inboard

**Fuel Type:** Diesel

---

# DETAILED INFORMATION

---

---

## Accommodations & Layout

---

"Sea Rose" features a **flush deck design** for the main deck which is a clear one-level path for the main deck furnishings including the salon, galley and pilothouse. Below decks, there are **four staterooms (each with their own bath) plus an office.**

The interior of "Sea Rose" features **satin-finished teak wood** throughout and a notable abundance of finely crafted curved cabinetry. The main deck (and lower foyer) flooring is lovely **satin-finished teak & holly**. Fabric themes are neutral beige with a **Tommy Bahama theme** for the main deck upholstery, accent pillows, and bedspreads. The galley and heads have attractive beige corian countertops, teak/holly flooring and Grohe fixtures. Carpeting in the staterooms are a beige low-cut luxurious weave. Window treatments include attractive roman blinds in the salon area and staterooms. Headliners are Velcro vinyl panels. Stainless steel opening portlights are in all staterooms and baths. Cabinet pulls and plumbing fixtures are polished-brass finish. All closets are cedar-lined. **Storage is maximized** (note huge area below forward hallway). Each stateroom is well supplied with hanging lockers, drawers and full-sized mirrors.

The spacious salon features a comfy L-shaped, fabric covered sofa & rocker chair to port with a coffee table. A set of cabinets to starboard holds the entertainment center with a pop-up plasma television. A stainless steel framed glass sliding door to the aft deck and large windows provide plenty of viewing ability and lighting. As part of the same room, the galley is to starboard with a U-shaped configuration.

The pilothouse forward and up one step with an L-shaped settee (with fixed teakwood table) to port and a helm station to starboard. Wing doors to port and to starboard accesses the walk around decks. To port, a custom stairway featuring cherry wood steps (supported by a stainless steel column) provides access to the flybridge. Also by the port wing door is a concealed hanging locker.

Accommodations are reached via two stairwells. The master stateroom enjoys privacy with access via a staircase starboard and aft in the salon. At the landing, the entrance to the engine room is forward, with entrance to the master aft. The full-beam master stateroom features a centerline king bed with a bath forward to port with a stall shower inboard, a mirrored vanity and twin sinks outboard. Ample drawers line the port and starboard sides of the stateroom, along with twin night stands and hanging lockers.

The forward cabins are reached via a stairwell forward on the main deck between the helm station and the settee. At the foyer/landing and aft are two cozy guest staterooms each with a bath. The port stateroom has higher berths as a full-sized washer and dryer are concealed underneath the inboard bunk. The starboard stateroom offers the ability to slide one berth over to make a double bed. Forward an office cabin is to port and then a VIP stateroom with a centerline queen bed (hinges up), also with its own bath.

---

## Galley

---

**Cooking is a delight to those who want to share the salon area with guests as the galley opens to the salon/helm area and features a U-shaped countertop with ample storage cabinets including overhead cabinets.** Forward of the galley, tall **Pompanette chairs** slide under the galley countertop and double as lower helm chairs.

Subzero under-counter refrigerator (wood paneled)

Subzero under-counter freezer (wood paneled)

Skandvik s/s double sink with Insinkerator

GE dishwasher

Custom slideout trash bin

GE microwave/convection oven

Kenyon 3 burner ceramic cooktop

Washer and dryer (lower starboard guest stateroom, full-sized individual units)

Electric BBQ (aft deck)

Aft deck fridge with icemaker

Flybridge drink fridge Flybridge sink

---

## Navigation and Entertainment

---

All navigation systems are the same for each helm

Raymarine PC driven M1500 plotter with large LCD screen

Raymarine RCL70C plotter/radar

Raymarine ST290 autopilot

Raymarine Depthfinder

Raymarine VHF

Camera system (Navnet) for aft deck and engine room

Danforth constellation compasses (PH & FB)

**Seatel Satellite TV** (2 receivers – msr, salon)

Ritchie compass (FB and PH)

Harmon Kardon am/fm receiver with dvd/cd player (salon)

42" Plasma TV on lift (salon)

LCD TV master and VIP staterooms

Panasonic TV's with VHS twin guest staterooms

Speakers in each stateroom and aft deck

---

## Electrical Equipment

---

All wiring is color-coded, numbered and neatly secured in wire looms per ABYC guidelines. The main electrical panel is on the starboard side of the helm (stairwell) and hinges out for easy identification and servicing.

Northern Lights 20 KW genset w/remote panel (1000 hours - PH)

Trace 4,000 watt Inverter (doubles as 24 vdc charger )

12 vdc battery charger

Batteries (house, engine starting, genset, electronics, thruster) **AGM batteries** in FRP boxes w/On-Off switches (**all replaced 2012**)

Glendinning 50 amp Cablemaster shorepower reel (Stbd amidship)



Spare 50amp shorepower cable

Smart 'Y' power adapter

125 vac, 30 amp shorepower inlet (port and starboard)

Telephone/CATV inlet (port and starboard)

125/250 vac distribution panel w/thermal circuit breakers (PH)

12/24 vdc distribution panel w/thermal circuit breakers (PH)

Digital engine gauges (CAT)

Wema tank gauges(PH)

Holding tank gauges(PH)

Monitor system w/high water alarms

Bonding system w/transom hull zinc/ shafts have commutator-type brush

Halogen (with some LED) 24 vdc lighting throughout interior (Cantalupi – polished brass finish)

Interior outlets and switches

Electrical outlets (interior and exterior, gfci where needed)

Exterior courtesy lighting (Cantalupi)

Exterior spreader lights (FB)

Navigation lighting (Aquasignal)

Courtesy interior rope lighting

Reading lights (staterooms)

---

## Deck & Hull

---

**The hull has shallow propeller pockets and is solid FRP layup. Hullsides, decking and the superstructure are all foam-core laminate. Windows are tempered safety glass (sides tinted) and frameless w/silicone seams.** The Pilothouse has 3 large window panes for easy visibility

(2) water tanks and (3) holding tanks are plastic. Drains, sumps and bilges are connected to a

common manifold FRP tube that runs lengthwise down each side and discharges aft under platform. Main exhausts are underwater type w/stern bypasses. Air intakes (ER) and fuel vents are mounted inside on the house inboard of the **walk around decks**.

Plenty of room is available to lounge on the **covered aft deck**. To starboard is a step/stainless **ladder to the flybridge**. Eurostyle steps lead down to an integral swim platform which has four stainless, removable “hoops” and a swim ladder with a shower. The hull and house are “Cook” white gelcoat while all exterior decking is covered with non-skid (finished w/Awlgrip). The foredeck offers dual storage hatches behind an anchor pulpit. All deck rails and fittings are polished 316 stainless steel. **Gunwale doors** access the boat from docks via a Tide-ride boarding stair.

The flybridge is covered with a framed **semi-rigid top (new vinyl 2013)** with a forward **EZ2CY 3 panel windscreen** and port/starboard textylene 'sunshades'. Seating includes (2) opposing L-shaped settees (sunbrella covered cushions) each with a table and flexiteek decking. A pair of Pomanette helm chairs invites couples to share the helm. Aft of the settee is a wet-bar, drink fridge and storage. The radar arch is hinged.

#### **Bottom paint – 4/2014**

#### **Compound/wax hull and house 5/2014**

Propellers – Nibral 4 blade

Spare propellers - Nibral 5 blade

Struts –s/s one pair w/rubber cutlass bearings and hull bearings (renewed 4/2014)

Dripless PYI shaft and Tides rudder seals

Hynautic Trim Tabs

Exterior covers (FB)

Textaline cover (PH windows)

Venturi windscreen (FB) – plexiglass w/s/s frames

#### **Airetex heavy duty stainless steel wing doors (PH)**

Airetex polished s/s sliding salon door and aft window frames

Pacific Coast watertight door (FB)

Bomar deck hatch (VIP)

Muir windlass w/deck and two station controls

**Bow pulpit with stainless steel plow anchor** w/galvanized chain

UMT 1,000# davit (FB)

**Novurania 12.5' RIB Tender w/40 hp Yamaha outboard**

Fenders and docklines

Fender holders foredeck for 4 large fenders (stainless steel)

Deck fresh and salt water washdowns

Transom shower and swim ladder Fresh water spigots in pulpit locker and flybridge

Tide-ride boarding steps and a 'hang-on ladder'

(4) folding deck chairs (in storage)

Dock box on flybridge

---

## Mechanical and Engine Room

---

The engine room offers **full stand-up headroom** with good access throughout. The engine room is dressed in white, perforated aluminum surface with foam/lead sound shielding behind it. Engines are mounted on one-piece polished stainless steel beds. (2) 600 gallon saddle FRP fuel tanks (connected via hose w/ball valves, sight gauges, distribution manifold). (2) 175 gallon plastic water tanks.

**Wesmar Stabilizers** (PTO's main engines)

**Sidepower bow thruster**

Racor FG 1000 dual fuel/water separators (per main engine)

Racor FG 500 fuel/water separator (genset)

Hynautic engine controls

Marineair air-conditioning (direct expansion, reverse cycle, 3 units w/digital controls)

(4) automatic/manual bilge pumps – Rule

Hynautic hydraulic steering w/power assist

Seawater strainers with ball valves

Groco freshwater pump with Flojet back-up pump & accumulator tank

Torrid 30 gallon hot water heater

Jabsco Quietflush heads

Holding tanks w/2 macerators and Y-valve

Fireboy CG2-1000 fire extinguisher system (ER)

USCG required safety equipment and handheld fire extinguishers

---

## Remarks

---

**Jack Sarin designs and engineers superior, sea-kindly hulls with tons of volume and aesthetically pleasing lines that resist trends. The ride is flat, comfortable and quiet in all points of coastal wave conditions. She is easy to handle and dock with high gunwale walk-around decks**

**“Sea Rose” offers an expansive aft deck, walk-arounds, large flybridge and flush deck interior with four stateroom/ four bath plus office layout** which families will find appealing. She is indeed a mini-megayacht, with a luxurious interior, superior equipment and heavy-duty construction. Indeed, knowledgeable buyers should compare other yachts in this category of flush-deck cruisers – the difference in quality is readily apparent. She has **low hours** and has been **well-maintained** by knowledgeable owners.

Easy to inspect anytime in Fort Lauderdale, Florida.

---

## Exclusions

---

Owner's personal belongings.

---

## Disclaimer

---

The Company offers the details of this vessel or yacht in good faith but cannot guarantee or warrant the accuracy of this information nor warrant the condition of the vessel. A buyer should instruct his representatives, agents, or his surveyors, to investigate such details as the buyer

desires validated. This vessel or yacht is offered subject to prior sale, price change, or withdrawal without notice.

# PHOTOS

**Salon**



**Salon**



**Galley**



**Flybridge Stairs**



**Settee**



**Lower Helm**





**Office**



**Master Stateroom**



**Master Stateroom**




**Master Bath**



**Port Guest Stateroom**



**Guest Bath**




**Starboard Guest Stateroom**



**VIP Stateroom**



**VIP Bath**



**Flybridge Helm**



**Flybridge seating**



**Boat Deck**





**Aft Deck**



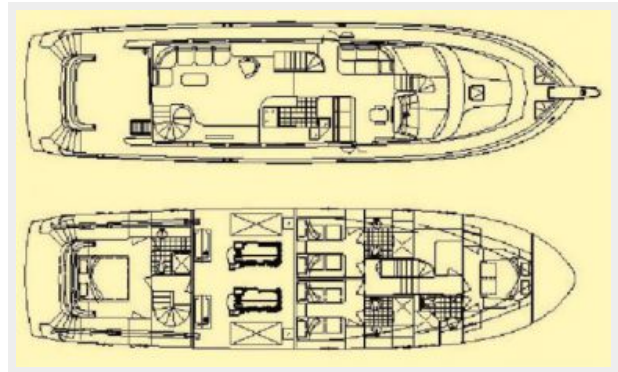
**Engine Room**



**Aft Profile**



**Layout**



---

# CONTACTS

---

Andrey Shestakov, leading yacht broker of the sales department of Shestakov Yacht Sales Inc. Shestakov Yacht Sales Inc., the official representative of the Miami/Fort Lauderdale FL headquarters.

---

## Contact details

---

Email: [andrey@shestakovyachtsales.com](mailto:andrey@shestakovyachtsales.com)

Web: [shestakovyachtsales.com/en/](http://shestakovyachtsales.com/en/)

---

## Telephones

---

USA: +1(954)274-4435

---

## Office hours

---

Monday – Saturday: **9:00 - 21:00** EDT

Sunday: **closed**

---

## Address

---



Harbour Towne Marina, 850 NE 3rd St,  
STE 213, Dania, FL 33004