

## WISSAHICKON — INTREPID



**Builder:** INTREPID

**Year Built:** 1979

**Model:** Cruising Sailboat

**Price:** PRICE ON APPLICATION

**Location:** United States

**LOA:** 35' 0" (10.67m)

**Beam:** 10' 1" (3.07m)

**Min Draft:** 5' 6" (1.68m)

**Max Draft:** 5' 6" (1.68m)

**Cruise Speed:** 6 Kts. (7 MPH)

Our experienced yacht broker, Andrey Shestakov, will help you choose and buy a yacht that best suits your needs **WISSAHICKON — INTREPID** from our catalogue. Presently, at Shestakov Yacht Sales Inc., we have a wide variety of yachts available on our sale's list. We also work in close contact with all the big yacht manufacturers from all over the world.

If you would like to buy a yacht **WISSAHICKON — INTREPID** or would like help answering any questions concerning purchasing, selling or chartering a yacht, please call **+1(954)274-4435**

# TABLE OF CONTENTS

TABLE OF CONTENTS	2
SPECIFICATIONS	4
Overview	4
Basic Information	4
Dimensions	4
Speed, Capacities and Weight	4
Accommodations	5
Hull and Deck Information	5
Engine Information	5
DETAILED INFORMATION	6
Overview	6
Remarks	7
Main Cabin	7
Forward Cabin	8
Head Compartment	8
Deck and Hull	8
Engine and Mechanical Equipment	8
Electrical System	9
Sails and Rigging	9
Exclusions	9
Exclusions	9
Disclaimer	9
PHOTOS	11
Main Salon	11
Main Salon, Dining Table Down	11
Main Salon, Port Settee	11
Main Salon, Port Settee as Berth	11
Main Salon, Stbd Settee	11

Main Salon, Stbd Settee as Berth	11
Forward Cabin	12
Forward V-Berth with Insert	12
Head	12
Access beneath V-Berth	12
Gimbaled Stove	13
Galley	13
Nav Area/Quarterberth Aft to Port	13
Nav Station	13
Roller Furler	14
Deck, View to Aft	14
Helm	14
Cockpit with Dodger	14
Cockpit, Looking Aft	15
Hydraulic Backstay	15
Engine, View from Stbd Locker	15
Westerbeke Engine Panel	15
On Mooring	16
Stern View	16
Layout	16
Hull Design Line Drawing	16
<b>CONTACTS</b>	<b>17</b>
Contact details	17
Telephones	17
Office hours	17
Address	17

---

# SPECIFICATIONS

---

## Overview

---

WISSAHICKON is the most well-kept Intrepid 35' available and possibly the best anywhere to be seen. Specifically built for ease of access and repair in mind, her systems are simple and purpose-built. However, she is also a true, proven bluewater cruiser. Her designer, James McCurdy of McCurdy & Rhodes, was her first owner and sailed her as far as the Azores with his family. All three of her owners have lavished her with care – especially the current one.

## Basic Information

---

**Category:** Cruising Sailboat

**Sub Category:** Sloop

**Model Year:** 1979

**Year Built:** 1979

**Refit Year:** 2011

**Refit Type:** Plumbing, Sails, Paint, Tanks, MaxProp

**Country:** United States

**Registration #:** 606899

**Coast Guard #:** CPDS0005M79A

**Vessel Top:** 2354

## Dimensions

---

**LOA:** 35' 0" (10.67m)

**LWL:** 27' 3" (8.31m)

**Beam:** 10' 1" (3.07m)

**Min Draft:** 5' 6" (1.68m)

**Max Draft:** 5' 6" (1.68m)

## Speed, Capacities and Weight

---

**Cruise Speed:** 6 Kts. (7 MPH)

**Displacement:** 15930 Pounds

**Water Capacity:** 80 Gallons

**Fuel Capacity:** 20 Gallons

---

## Accommodations

---

**Total Cabins:** 1

**Total Berths:** 2

**Sleeps:** 5

**Total Heads:** 1

---

## Hull and Deck Information

---

**Hull Material:** Fiberglass

**Deck Material:** Fiberglass

**Hull Configuration:** Fin & Skeg

**Hull Color:** Dark Grey

**Hull Finish:** Plastic

**Hull Designer:** James McCurdy

---

## Engine Information

---

**Engines:** 1

**Manufacturer:** Westerbeke

**Engine Type:** Inboard

**Fuel Type:** Diesel

---

# DETAILED INFORMATION

---

## Overview

---

WISSAHICKON is the most well-kept Intrepid 35' available and possibly the best anywhere to be seen. Specifically built for ease of access and repair in mind, her systems are simple and purpose-built. However, she is also a true, proven bluewater cruiser. Her designer, James McCurdy of McCurdy & Rhodes, was her first owner and sailed her as far as the Azores with his family. All three of her owners have lavished her with care – especially the current one.

Boat was designed with ease of access / ease of repair in mind; as such:

- Electric systems are very simple; two house batteries and a starting battery run on separate lines
- Water pumps are all manual (except bilge pump)
- New owner can easily install electric pumps
- Engine access via two locations
- Built for offshore sailing; first owner (McCurdy of McCurdy & Rhodes) designed the boat to take his family to the Azores
- Mainsail is in a stack pack; all major halyards and reefing lines lead back to cockpit, which allows for easy singlehanding
- Handrails and interior layout designed to make moving about while at sea easy
- Stove runs on LNG, which is safer than propane
- Boat cruises at (6) knots under power in calm seas
- Sails incredibly well; second owner raced WISSAHICKON on Long Island Sound
- Sail inventory includes racing main, full quiver of jibs and spinnakers

### Recent Maintenance and Additions:

In addition to regular maintenance and minor repairs:

- New head, holding tank and plumbing (2010)
- Topsides painted (2011) Awlgrip, Dark Grey
- Stripped the bottom paint (2010); filled blemishes and applied new coats
- New cruising jib (130%) (2011)
- New cruising main (2012)
- New cruising spinnaker (2010)
- New custom dodger (2010)
- Starboard fuel tank replaced (2013)
- Port fuel tank was replaced (mid-2000s)
- New MaxProp, stuffing box and shaft (2012)
- Stripped and re-applied Cetol (2012) (Teak maintained with one or two new coats of Cetol each winter)

---

## Remarks

---

Living space is a luxury you can afford on WISSAHICKON. A boat is, after all, your home for a weekend, every weekend, for your vacation and every minute that you are aboard. Your boat should have room for people, the gear they want (and need) to be comfortable and for those personal touches that mark your boat as an extension of your personality.

WISSAHICKON has the room for active sailing and active living. From cockpit to cabin sole, you'll find that the Intrepid 35 was designed and built with real, full-sized people in mind. There is standing headroom for six-footers throughout the main cabin. Five adults can sleep comfortably on deep, secure berths that are all at least 6' long. There is privacy between the main and forward cabin. The cockpit is large, with a bridge deck that makes a great cocktail table. There are numerous lockers, traps and alcoves for stowage of clothing, linens, gear, cameras and everything else you need to enjoy life aboard.

The design features a fin keel for low wetted surface and excellent upwind performance. A spade rudder is hung well aft and is protected by a skeg. This gives excellent steering response under sail or power, while the skeg contributes to steering stability. It also guards the rudder from bumps, bangs and foulings.

---

## Main Cabin

---

The main cabin area encompasses main salon, galley area, navigation station and port aft quarter berth. The main bulkhead, interior cabin sides and principle joinery are teak. Storage areas outboard of settee are faced with white Formica laminate and trimmed with teak. Where exposed, interior hull sides are sheathed using ash battens. Cabin overhead is white FRP liner. Lighting is by overhead dome lights, (6) in the main salon, nav station and galley. Ventilation is provided by a dorade vent located in the passageway leading to the forward cabin, (4) opening ports and Bowmar opening hatch in overhead.

The main salon has settee seating/berthing port and starboard. Port settee slides out to create a double berth. Poly water tanks are located under the settees. A fold-down table/book case of white Formica laminate with teak trim is mounted to the port forward bulkhead.

The galley is aft of the main salon to starboard of the companionway. Galley equipment includes: stove with oven, large icebox located under the galley counter and manually-supplied fresh water to stainless steel sink basin. Generous storage is provided outboard of the galley counter in cabinets.

The navigation station/quarter berth is located aft of the main cabin to port of the companionway. Navigation station is sit-down and forward-facing. Seating for the nav desk is at the forward end of the quarter berth. The quarter berth extends aft under the starboard cockpit seat locker, providing sleeping space for one.

---

## Forward Cabin

---

Access to lower chain/rode locker thru forwardmost bulkhead. Sleeping accommodations for two in a V-berth configuration. Filler board and cushion convert berthing space to a double berth. Storage space under V-berth in (2) drawers and (2) bins. Additional storage in cabinet aft of starboard berth consists of (2) drawers and a locker. Reading lights port and starboard. Ventilation through opening ports and Bowmar opening hatch. Interior cabin sides and principle joinery are teak. Cabin overhead is white FRP liner. Storage cabinet is white Formica laminate with teak trim. Floors are teak and holly.

---

## Head Compartment

---

Head area is aft of forward cabin portside of centerline. The area to starboard of centerline is a passageway between the forward and main cabins with a large hanging locker furthest outboard to starboard. Head features a stainless steel sink basin supplied with fresh water by means of foot pump. Cabinetry and counter for sink basin is white Formica laminate with teak trim. Teak towel rack. Manually operated head, ventilation supplied by opening port and dorade vent. 12 volt lighting.

---

## Deck and Hull

---

Deck, cockpit and cabin exterior surfaces are of Gelcoat on both smooth and non-skid areas. Exterior teak features include toe rails, cockpit coamings (optional), hand/grab rails, cabin eyebrow, dorade boxes and companionway trim. A shallow anchor well at the bow is covered by a teak hatch. There are (3) storage/sail lockers located in the cockpit. Starboard and aft lockers are deep lockers with ample storage capacity. The port locker is shallow for storage of winch handles etc. Stainless steel bow rail, stern rail and lifeline stanchions. Coated wire lifelines with openings at stern rail, both port and starboard. Stainless steel stemhead fitting, backstay tang and chainplates. Bowmar opening hatches in main and forward cabin overheads. (8) opening ports.

The hull is fabricated using conventional fiberglass (shingle-skin E glass mat/roving) construction. Ballast is externally mounted to a fin keel. The rudder is skeg mounted. Hull to deck joint is an inward turning hull flange bedded and bolted to the deck, capped by a thru-bolted teak toe rail.

---

## Engine and Mechanical Equipment

---

- Raw-water-cooled Westerbeke diesel engine (replaced new around 2000)
- New MaxProp, stuffing box and shaft (2012)
- Bronze shaft and shaft strut
- Aluminum fuel tank (20 gallons, approx.)



- Controls for throttle and transmission located at helm
- Edson steering system with pedestal and binnacle guard
- Manual fresh water supply with foot pumps at galley and head sink basins
- (2) Poly fresh water tanks located under port and starboard main cabin settees (80 gallons, approx.)
- Manually-operated head plumbed to holding tank. Waste systems plumbed for deck and/or overboard discharge

---

## Electrical System

---

- 12-volt ship's system with main selector switch and DC panel
- AC shore power system
- Main AC supply panel/switch
- AC and DC outlets
- (2) Battery banks (house and engine)

---

## Sails and Rigging

---

Rigging:

- Single-spreader masthead sloop rig with aluminum mast and boom

Sails:

- New cruising main (2012)
- Main is in a stack pack; halyards lead back to cockpit along with reefing lines, allowing easy singlehanded sailing
- New cruising jib (130%) (2011)
- New cruising spinnaker (2010)

---

## Exclusions

---

The owner's personal effects are excluded from the sale.

---

## Exclusions

---

Owner's personal belongings.

---

## Disclaimer

---

The Company offers the details of this vessel or yacht in good faith but cannot guarantee or

warrant the accuracy of this information nor warrant the condition of the vessel. A buyer should instruct his representatives, agents, or his surveyors, to investigate such details as the buyer desires validated. This vessel or yacht is offered subject to prior sale, price change, or withdrawal without notice.

# PHOTOS

**Main Salon**



**Main Salon, Dining Table Down**



**Main Salon, Port Settee**



**Main Salon, Port Settee as Berth**



**Main Salon, Stbd Settee**



**Main Salon, Stbd Settee as Berth**



**Forward Cabin**




**Forward V-Berth with Insert**



**Access beneath V-Berth**



**Head**



**Galley**



**Gimbaled Stove**



**Nav Area/Quarterberth Aft to Port**



**Nav Station**



**Roller Furler**




**Deck, View to Aft**



**Cockpit with Dodger**




**Helm**



**Cockpit, Looking Aft**



**Hydraulic Backstay**




**Engine, View from Stbd Locker**



**Westerbeke Engine Panel**



**On Mooring**



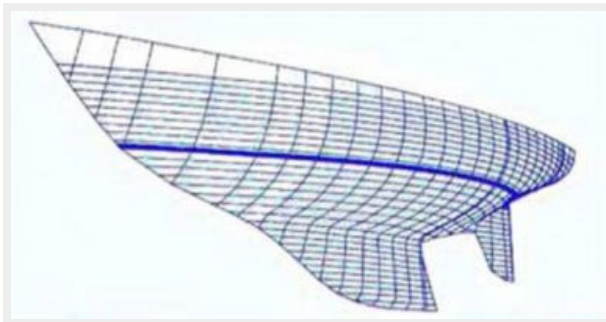
**Stern View**



**Layout**



**Hull Design Line Drawing**





---

# CONTACTS

---

Andrey Shestakov, leading yacht broker of the sales department of Shestakov Yacht Sales Inc. Shestakov Yacht Sales Inc., the official representative of the Miami/Fort Lauderdale FL headquarters.

---

## Contact details

---

Email: [andrey@shestakovyachtsales.com](mailto:andrey@shestakovyachtsales.com)

Web: [shestakovyachtsales.com/en/](http://shestakovyachtsales.com/en/)

---

## Telephones

---

USA: +1(954)274-4435

---

## Office hours

---

Monday – Saturday: **9:00 - 21:00** EDT

Sunday: **closed**

---

## Address

---



Harbour Towne Marina, 850 NE 3rd St,  
STE 213, Dania, FL 33004