

## LADY DE ANNE IV — HARGRAVE



**Builder:** HARGRAVE

**Year Built:** 2006

**Model:** Motor Yacht

**Price:** PRICE ON APPLICATION

**Location:** United States

**LOA:** 78' 0" (23.77m)

**Beam:** 21' 0" (6.40m)

**Min Draft:** 5' 9" (1.75m)

**Max Draft:** 5' 11" (1.80m)

**Cruise Speed:** 16 Kts. (18 MPH)

**Max Speed:** 21 Kts. (24 MPH)

Our experienced yacht broker, Andrey Shestakov, will help you choose and buy a yacht that best suits your needs **LADY DE ANNE IV — HARGRAVE** from our catalogue. Presently, at Shestakov Yacht Sales Inc., we have a wide variety of yachts available on our sale's list. We also work in close contact with all the big yacht manufacturers from all over the world.

If you would like to buy a yacht **LADY DE ANNE IV — HARGRAVE** or would like help answering any questions concerning purchasing, selling or chartering a yacht, please call **+1(954)274-4435**

# TABLE OF CONTENTS

---

TABLE OF CONTENTS	2
SPECIFICATIONS	7
Basic Information	7
Dimensions	7
Speed, Capacities and Weight	7
Accommodations	8
Hull and Deck Information	8
Engine Information	8
DETAILED INFORMATION	9
Walkthrough	9
Foredeck	9
Side Decks	10
Aft Deck	10
Swim Platform 4'3"	10
Flybridge	10
Flybridge Electronics	11
Hardtop Equipment	11
Boat Deck	12
Tender	12
Main Salon	12
Main Salon Entertainment	12
Galley	13
Lower Helm	13
Lower Helm Electronics	13
Under Wheelhouse Helm	14
Forward Companionway	14
VIP Guest Stateroom	14
VIP Guest Head	14

Port Guest Stateroom	15
Port Guest Head	15
Starboard Guest Head	15
Starboard Guest Stateroom	15
Master Stateroom	15
Entertainment Master Stateroom	16
Master Stateroom Heads	16
Crew Companionway	16
Captains Cabin	16
Crew Head	17
Mechanical	17
Electrical	17
Water Maker	18
Head System	18
Air Conditioning System - Cruisair	18
Freshwater System	18
Additional Features	19
Notes	19
Remarks	19
Exclusions	19
Exclusions	19
Disclaimer	20
PHOTOS	21
Salon Looking Forward	21
Salon Looking to Port	21
Salon Looking to Aft	21
Salon Looking to Starboard	21
Salon TV	21
Salon Ceiling Detail	21

Galley	22
Galley Looking to Port	22
Galley	22
Buffet Counter	22
Refrigerator	22
Galley Looking to Starboard	22
Flybridge Access Stairs	23
Helm & Dinette	23
Helm & Starboard Side Door	23
Helm	23
Helm	23
Dinette & Portside Door	23
Companionway	24
Companionway	24
Laundry Center	24
VIP	24
VIP Aft	24
VIP Head	24
Portside Cabin	25
Portside Cabin	25
Portside Head	25
Starboard Cabin	25
Starboard Cabin/Day Head	25
Master Looking Aft	25
Master to Starboard	26
Master to Port	26
Master Looking Forward	26
Starboard Side Head	26
Portside Head	26

Mid Shower	26
Stone Work Detail	27
Bow	27
Portside Deck	27
Bow Seating	27
Starboard Side Deck	28
Aft Deck	28
Boat Deck Steps	28
Aft Deck Dining	28
Transom	28
Flybridge Entrance	28
Flybridge Bar	29
Flybridge Bar	29
Flybridge Dining Area	29
Flybridge Portside Seating	29
Helm	29
Furuno	29
Furuno	30
Grill	30
Tender	30
Tender	30
Boat Deck	30
Hardtop	30
Crew/Engine Room Access	31
Captain's Cabin	31
Captain's Cabin	31
Engine Room Entrance	31
Port Engine	31
Starboard Engine	31

---

Engine Room Looking Aft	32
Starboard Transmission	32
Port Transmission	32
Starboard Generator	32
Port Generator	32
Head Hunter Treatment System	32
Stern	33
Alternate Profile	33
Layout	33
CONTACTS	34
Contact details	34
Telephones	34
Office hours	34
Address	34

---

# SPECIFICATIONS

---

## Basic Information

---

**Category:** Motor Yacht

**Sub Category:** Flybridge

**Model Year:** 2007

**Year Built:** 2006

**Country:** United States

**Vessel Top:** Hardtop

**Fly Bridge:** Yes

## Dimensions

---

**LOA:** 78' 0" (23.77m)

**LWL:** 65' 10" (20.07m)

**LOD:** 78' 0" (23.77m)

**Beam:** 21' 0" (6.40m)

**Min Draft:** 5' 9" (1.75m)

**Max Draft:** 5' 11" (1.80m)

**MFG Length:** 78' 0" (23.77m)

## Speed, Capacities and Weight

---

**Cruise Speed:** 16 Kts. (18 MPH)

**Cruise Speed RPM:** 1925 Kts.

**Cruise Speed Range:** 300

**Max Speed:** 21 Kts. (24 MPH)

**Max Speed RPM:** 2300 Kts.

**Displacement:** 150000 Pounds

**Gross Tonnage:** 75 Pounds

**Water Capacity:** 605 Gallons

**Holding Tank:** 125 Gallons

**Fuel Capacity:** 2200 Gallons

---

## Accommodations

---

**Total Cabins:** 4

**Total Berths:** 6

**Sleeps:** 8

**Total Heads:** 5

**Captain Cabin:** True

**Crew Cabin:** 1

**Crew Berths:** 2

**Crew Sleeps:** 2

**Crew Heads:** 1

---

## Hull and Deck Information

---

**Hull Material:** Fiberglass

**Deck Material:** Teak

**Hull Configuration:** Semi-Displacement

**Hull Color:** white

**Hull Finish:** Aluminum

**Hull Designer:** Hargrave Yachts

**Exterior Designer:** Hargrave Custom Yachts **Interior Designer:** Yacht Interiors by Shelley

---

## Engine Information

---

**Engines:** 2

**Manufacturer:** Caterpillar

**Model:** C-32

**Engine Type:** Inboard

**Fuel Type:** Diesel



---

# DETAILED INFORMATION

---

## Walkthrough

---

Access to the vessel is from the swim platform on a floating dock or the boarding gates located fore and aft on the port and starboard sides.

The Aft Deck has dining for eight with both fixed and loose seating, steps to the Flybridge and port and starboard steps to the swim platform which gives access to the Crew Accommodations and Engine Room.

The Salon is very open with no bulkheads from the entry door to the forward windshield.

Newly furnished with a couch, four chairs, end table and hi lo table the space is open and inviting. The open Galley is next forward and includes everything needed for a gourmet meal. A buffet center to starboard houses ample refrigeration.

Barstools and a small dining table are forward of the Galley as well as stairs to the Flybridge. A centerline helm with full electronics is next forward.

Starboard side steps lead to the accommodations below. All the way forward is an en suite VIP Cabin.

Next aft to port is an en suite twin lower berth cabin. To starboard is an en suite cabin with a double lower bunk and an athwartship upper bunk.

Next aft is the full size Master Cabin with centerline king size berth and His or Her Heads separated by a large shower.

The Flybridge Deck has a centerline helm with ample seating, a starboard side walk behind bar with five barstools and a portside settee and dining table. Everything here is under air conditioning with a tinted enclosure and well insulated hardtop above.

Aft is the open Boat Deck with additional lounge space, tender and davit.

## Foredeck

---

Teak decks over fiberglass Access to chain locker Raised bulwarks 24" with 13" raised stainless steel safety rail Burgee staff, 21" stainless steel removable Fresh water wash down w/Quick Release spigot Port and starboard 20" stainless steel cleats with bulwark hawse pipes Anchor windlass Maxwell 3500/24v with chain wild cat Up and down foot switches with upper and lower helm remote switches 200' x 1/2 anchor chain and 85 lb. stainless steel anchor Large port and starboard storage lockers in trunk cabin Molded fiberglass bow seat with cushions and cover (4)

Deck courtesy lights (3) Windshield wipers/washers Windshield privacy curtain International Navigation lights

## Side Decks

---

Walk around 19" wide with 22" raised bulwarks with stainless steel safety rail Teak over fiberglass decks Starboard fresh water fill Starboard forward flip out clutch and throttles, bow and stern thruster controls (4) Courtesy deck lights (12) Overhang lighting Port and starboard Pantograph pilothouse doors Fore and aft boarding gates port and starboard w/breakaway gunwale & foldup rail section Starboard fuel fill Deck drains Port side fuel fills fore and aft Starboard side flip out wing control with clutch and throttles, bow and stern thruster controls Spring cleats (2) port (2) starboard

## Aft Deck

---

Head room 6'8" Teak over fiberglass decks Port and starboard bulwark boarding gates w/hinged rail section Teak cap rail high gloss varnished with Sunbrella covers Full overhang with white removable Textulene shade curtain aft (2) Overhang recessed quartz docking lights Aft overhand CCTV camera with pan, zoom and tilt (12) Overhead halogen lighting on dimmers Aft deck polished stainless steel support posts w/Integral FB deck drains Port and starboard gates at steps to swim platform Emergency access hatch aft deck to engine room, 27" x 27" (2) MB Quart 7" overhead stereo speakers with volume control Custom mahogany aft deck dining table with compass rose inlay 71"x 33" hi/lo with in/out slide, high gloss varnished with cover Aft deck table pedestals polished stainless steel Cabinet with slim U Line refrigerator (5) Teak folding chairs with cushions and covers Molded fiberglass bench seat with storage below, cushions and covers Flip down overhead TV, Sharp 32" LCD with DSS receiver Molded fiberglass steps with teak treads, stainless grab rails and courtesy lights to boat deck Storage locker under stairwell Fresh water wash down Port and starboard 20" stainless steel cleats Port and starboard stainless transom hawse pipes with chafe rollers Port and starboard recessed deck drains Port and starboard recessed lockers in pilasters, portside for Marquipt storage

## Swim Platform 4'3"

---

Port and starboard five steps with teak treads, courtesy lights and grab rails Teak over fiberglass deck Access hatches to rudder area (5) 8" Stainless steel popup cleats Recessed dockside water inlet Recessed hot and cold transom fresh water shower with pull out hose (4) Removable stainless steel hoop rails Port and starboard recessed cable masters with doors, 100 amp each Starboard telephone/cable TV inlet, Hubbell Swim ladder, removable stainless steel 4 step with teak treads Stern line tying system with 100' x 1/2" line

## Flybridge

---

Head room 7' Access hatch from lower helm/salon tinted Lexan with stainless frame and gas shocks Fiberglass hard top (15) Overhead halogen lighting on dimmers MB Quart overhead stereo speakers (4) (1) MB Quart 11" Subwoofer speaker built in dinette Enclosure custom (4) side Polycarbon with Llumair Air Blue Energy/UV film protectant Enclosure on sliding tracks for ease of opening Air conditioned/heat (3) 24,000 BTU units CruiseAir with (3) digital thermostats (new 2012) Windscreen tinted Lexan with stainless steel handrail Deck nonskid with new "teak look" removable carpet (new 2014) Centerline helm Large storage area under helm Helm and companion seats Stidd hi/lo with fore and aft slide, arm rest, foot rest, adjustable back rest TV 32" Sharp LCD remote control with DSS receiver located in overhead TV flip down mount Steering wheel 24" stainless steel destroyer style Stereo Clarion AM/FM with MP3 port and cover Hardtop support post port and starboard, polished stainless steel Forward port "L" shaped settee with cushions, cover, decorative pillows, storage below Just aft to port "U" shaped settee with cushions, cover decorative pillows, storage below, cover Dining table teak with compass rose inlay high gloss varnished with twin stainless steel bases Dining table storage cover Bar walk behind to starboard with 5 swivel stools with foot and backrests w/covers Bar with granite counters and raised bar top Flush mounted stainless steel sink with hot and cold water faucet (3) Accessory drawers Trash can locker Soda drawers U Line under counter refrigerator U Line ice maker Additional bulkhead storage lockers Custom fiberglass air conditioner cabinet Dual 110v outlets with waterproof cover Deck courtesy lights

## Flybridge Electronics

5" Compass/Danforth magnetic with chrome binnacle ZF electronic clutch and throttles with synchronizer and low RPM switch Caterpillar electronic digital engine displays Autopilot/Simrad AP25 with cover Rudder angle indicator/VDO Searchlight/ACR Stabilizer remote on/off switch, Multisea II, digital system VHF/ICOM IC-M602 VHF, ICOM Command Mic II remote handset Depth finder with alarm/Raymarine ST60+ with transducer Depth finder with alarm/Raymarine ST60+ with transducer Wind speed indicator/Raymarine ST60+ Anchor remote switch/Maxwell Thruster system on/off switch/NAIAD Bow and stern thruster joysticks/NAIAD hydraulic Clarion Stereo AM/FM with MP3 port (4) speakers (1) sub-woofer with waterproof cover/Clarion Trim tabs/Bennett Bilge pumps (6) auto/manual with indicator lights High water bilge alarm (6) with audio and visual alarm Generator on/off indicator lights (2) Furuno 15" flat screen monitors, one for Nautec, other for Nobeltec w/Nauticomp keypad Nobeltec software, 2.0.2.55 time zero and Admiral 9.3.2270 NavNet software with updated latest version with black box Updated 7-13 WXWORX SAT weather Radar 72-mile with 6' open scanner/Furuno Color sounder/Depth finder CCTV with (3) cameras; mast, engine room, aft deck overhang All cameras tilt, pan and zoom color Horns dual air Kahlenberg with 24v compressor

## Hardtop Equipment

Hailer speakers fore & aft ACR searchlight Furuno 6" radar scanner Tracphone F3 dome Tracvision 6 HP dome (2) GPS antennas XM Sat antenna (2) Switlik life rafts in canister Annemoter CCTV camera

## Boat Deck

---

Grill gas stainless steel 26" x 21" Fire Magic with lid (2) 12 lbs. Propane tanks with gauges Custom fiberglass grill cabinet with lid and storage below Port and starboard stainless steel safety rails Deck white nonskid Aluminum removable access ladder to hard top Frigibar combo refrigerator/freezer deck box (L)60" x (W)21" x (D)23" LED spreader deck lights located hard top overhang ACR SAT 406 EPIRB Davit with standpipe Steelhead Marine 2500 lbs. Extension boom and rotating Sliding hatch to aft deck stairway with teak treads with stainless steel rails Stern navigation light Stainless steel removable pads & tie downs for Vespa scooters

## Tender

---

15' 2007 Nautica RIB wide body Yamaha 90 hp four stroke with power trim and tilt Center console with windscreen and stainless steel grab rail (3) 6" Pop-up cleats Lenco trim tabs Stainless steel helm wheel 13" (1) Auto/manual bilge pump 12v Accessory plug with waterproof cover Fuel/water separator filter Custom (3) step stainless steel swim ladder Dual 12v batteries with battery on/off selector switch Compass 2 1/2" Ritchie magnetic GPS/chart plotter with depth finder/Garmin GPS 540S with cover Speed/fuel gauge/flow scan Yamaha Tachometer/Yamaha (2) 2 1/2" Deck drains (1) Fire extinguisher Center bench seat with fold down back rest Port and starboard fiberglass nonskid step plates Chocks powder coated/removable Deck tie downs/Cable style Lift bridle Cover matching royal blue Sunbrella (1) Danforth 7.5 lb. anchor with approximately 100' x 1/2" line 32 Gallon gas tank

## Main Salon

---

Head room 6'7" Traditional Sapele mahogany paneling satin finished Large viewing windows port and starboard with Llumair Air Blue Energy/UV film protectant Custom window treatments Matching mahogany lambrequins with sconce lighting on dimmers Overhead with recessed halogen lighting on dimmers Tray ceiling section with mirrored inlay and accent lighting Sliding glass door air activated with auto door sensor to aft deck Aft sliding glass door/bulkhead with privacy curtain Carpeted sole with carpet runner Comfortable 3 cushion sofa to port with decorative pillows Custom hi/lo matching coffee table high gloss finish Custom matching end table with high gloss finish Built-in cabinet/end table with storage (4) Matching Club chairs Book case built-in with sea rails (3) shelf aft starboard salon Matching cabinet to starboard with pop-up TV. Marantz 42" HD widescreen Custom magazine/lamp table End cabinet with pull out drawers with accessory dividers Overhead valance accent rope lighting SMX digital air-conditioning control Tastefully fully decorated in blues and soft earth tones Overhead smoke and heat alarm Panasonic hybrid phone system with cell, SAT, intercom, landline

## Main Salon Entertainment

---

TV popup and swivels. Marantz 42" HD remote control color Direct TV, DSS receiver Marantz SR7500 Surround sound receiver with flush mounted overhead speakers and sub-woofer Sonance SS4VC stereo speaker selector aft deck and galley Samsung HD941 DVD player (Note) Main salon stereo services aft deck with volume control and galley volume control

## Galley

Forward of main salon open to salon and pilothouse Excellent for entertaining and great as "the party always ends up in the kitchen" Granite counter tops Fore and aft bar counter tops with (2) Raritan stools forward Teak and holly satin finished flooring (11) Cabinet doors (11) Large drawers Overhead and under counter halogen recessed lighting on dimmers SMX digital air conditioning control Stereo volume control Dual stainless steel under mount sink with GE garbage disposal Grohe faucet with pull out sprayer hot and cold In counter soap dispenser Overhead head/smoke detector Stove GE profile 4 burner cooktop stove Exhaust fan/Dacor popup GE Profile full size convection oven Microwave GE turntable microwave oven Full size dishwasher Miele Directly to starboard Buffet (L)135" x (W)32" with granite counter top and back splash Under counter U Line ice maker with cabinet door Under counter SubZero dual temperature wine cooler approximately 44 bottles Freezers (2) sub zero drawers with matching wood face panels Refrigeration (4) subzero drawers with matching wood face panels Substantial drawer locks for at sea

## Lower Helm

Located just forward of Galley Contiguous teak and holly sole with satin finish To starboard nicely styled staircase to Flybridge with storage below Matching mahogany handrail Port and starboard Pantograph watertight doors Overhead with recessed halogen lighting (2) Flush mounted stereo speakers in overhead Centerline helm with overhead electronic console (3) Forward view windshields with custom privacy shades Centerline Stidd helm seat with hi/lo stainless steel pedestal Helm seat with fold down footrest, adjustable backrest, arm rest To port raised dinette (L)53" x (W)22" matching mahogany dining table w/high gloss finish Breaker panel DC w/(44) 24v breaker protected circuits Breaker panel DC w/(14) 12v breaker protected circuits Chart drawers below settee with dinette Forward to starboard stairwell to owner/guest quarters

## Lower Helm Electronics

(3) 19" Flat screen electronics monitors Samsung LCD Chart software Nobeltec Admiral and Time Zero Chart software NavNet Color depth finder Furuno radar 72 mile WXWORX SAT weather CCTV monitor with Panasonic system controller Autopilot/Simrad AP25 Bennett trim tabs Maxwell anchor remote switch ACR searchlight controls Port and starboard generator remote start and stops Electronic ZF clutch and throttles with synchronizer and low RPM switch VHF ICOM IC-M602 with remote handset and Flybridge remote handset Ships system monitor with bilge pump and navigation light monitors Electric fuel and water tank gauges GPS/Furuno

DGPS/GP-37 Rudder angle indicator/VDO Windshield wipers (3) Exalto with 39" wiper blades Thrusters on/off switch Bow and stern thrusters joystick controls (Naiad) Caterpillar electronic engine monitor displays Bilge pump/high water control panel with indicator lights and alarms Tank level monitor holding tank/headhunter tank sentry Stabilizers/NAIAD Multisea II control head Horn switch Depth finders digital/Raymarine ST60 with alarms (2) Speed indicator digital/Raymarine ST60 Wind speed/direction/Raymarine ST60 Water maker/Sea Recovery remote panel Helm wheel 24" Destroyer style with high gloss varnished mahogany rim Main engine start/stops Generator start/stop switches Engine Room blower controls Xantrex inverter panel

---

## Under Wheelhouse Helm

KVH F233 TracPhone/Satellite PC tower with Nobeltec chart plotting software (2) Prosine 3000 watt inverters (2) DSS SAT receivers (1) flybridge (1) aft deck (2) Newmar DC to DC converters 240 to 12 volt Wave WiFi amplifier

---

## Forward Companionway

(7) Carpeted steps with courtesy lights Carpeted sole Overhead with recessed halogen lighting on dimmer switches GE washer/dryer space saver Storage cabinets, forward & outboard Varnished railings Art niche at bottom of stairs flanked by ½ pillars

---

## VIP Guest Stateroom

Head room 6'7" Centerline queen berth with headboard & (4) drawers below Forward mirrored bulkhead w/(3) beveled mirror panels w/twin brass swing arm reading lamps Port and starboard opening port lights with screen, privacy drapes, black out shades Overhead with recessed halogen lights on dimmers Port and starboard cabinets with lockers below Cedar lined hanging locker w/auto light to starboard Entry door with lock SMX Digital air conditioning controls Smoke/heat alarm Valance accent rope lighting Panasonic Hybrid phone with cell, SAT, intercom Carpeted sole TV Sharp Aquos 20" LCD with DSS receiver DVD receiver Onkyo with (2) overhead recessed stereo speakers En suite head Maxwell windlass breaker (2) 12 Volt batteries for windlass

---

## VIP Guest Head

Privacy door with lock Marble tiled sole Overhead with recessed halogen lighting Head Hunter fresh water head Opening port light with screen Granite vanity top with under mount sink with Grohe hot and cold faucet Air conditioning duct Exhaust fan Medicine locker with (2) mirrored doors Stall shower with teak grate sole, seat, handheld or wall mountable fixture, overhead light, bi fold clear glass door & Grohe fixtures (3) Under vanity lockers 110v GFCI outlet

---

## Port Guest Stateroom

---

Head room 6'7" Twin berths with headboards, (2) drawers below each berth and rope accent lighting Nightstand with (3) drawers below Bulkhead with mirror and brass swing arm lamp with dimmer Carpeted sole Overhead with recessed halogen lighting Smoke/heat alarm Port light with screen, privacy drapes, black out shade Valance with accent rope lighting SMX air conditioning control (6) Outboard storage lockers Privacy doors with lock Cedar lined closet w/auto light TV Sharp Aquos 15" with DSS receiver AM/FM stereo Pioneer with (2) flush mounted overhead speakers Panasonic Hybrid phone with cell, SAT, intercom En suite head

---

## Port Guest Head

---

En suite with twin berth stateroom Privacy door with lock Granite sole Overhead with recessed halogen lighting Head hunter fresh water jet head Granite bow front vanity with under mount Kohler sink with storage below Kohler sink with Grohe single lever faucet Mirrored medicine cabinet Opening port light with black out shade Stall shower with bi-fold clear glass door, teak grate sole, light, seat, light & a Grohe handheld or wall mountable fixture Air conditioning duct Exhaust fan 110v GFCI outlet Matching mahogany cabinetry

---

## Starboard Guest Head

---

En suite with twin berth stateroom but also doubles as Day Head w/an access door from the Centerline Companionway Privacy door with lock Granite sole Overhead with recessed halogen lighting Head hunter fresh water jet head Granite bow front vanity with under mount Kohler sink with storage below Grohe single lever faucet Mirrored two door medicine cabinet Opening port light with black out shade Stall shower with bi-fold clear glass door, teak grate sole, light, seat, light & a Grohe handheld or wall mountable fixture Air conditioning duct Exhaust fan 110v GFCI outlet Matching mahogany cabinetry

---

## Starboard Guest Stateroom

---

Head room 6'8" "L" berth arrangement upper/lower Carpeted sole Overhead with recessed halogen lighting Valance accent rope lighting Port light opening with privacy drapes and black out panel SMX air conditioning control Cedar lined hanging locker w/auto light Lower berth with (2) drawers below Upper and lower berth reading lamps (4) Outboard storage cabinets Privacy door with lock TV Sharp Aquos 15" with DSS receiver AM/FM stereo Pioneer with flush mounted overhead speakers (2) En suite head Panasonic Hybrid phone with cell, landline, SAT, intercom

---

## Master Stateroom

---

Head room 6'8" Centerline king berth with headboard and twin nightstands (4) Drawers below

berth 3 Panel smoked mirrored aft bulkhead with beveled edge with swing arm brass lights Overhead soffit with halogen recessed lighting and accent rope lighting Port and starboard dressers w/(6) drawers each Port and starboard two door his and hers hanging lockers, cedar lined w/auto lights Port and starboard opening port lights with screen and blackout shades & privacy drapes, w/(3) cabinet doors below Valances with rope accent lighting SMX Digital air conditioning control Panasonic hybrid phone with SAT, cell, intercom and landline Overhead with recessed halogen lights on dimmer switch Smoke/heat alarm Carpeted sole Port and starboard doors to his and her heads Safe/AMSEC DL 5000 Privacy door with lock

---

## Entertainment Master Stateroom

---

TV Sharp 26" LCD with DSS HD receiver DVD player Marantz DV4200 AM/FM Denon stereo receiver Overhead flush mounted stereo speakers (2) 8"

---

## Master Stateroom Heads

---

Except the shower in the center the list below is for both the port and starboard His/Her Heads, meaning there are two of each item.

Head room 6'8" Marble tiled sole Overhead with recessed halogen lighting Mahogany paneled trim and doors Granite vanity tops with under mount sinks and Grohe single lever faucets (4) Mirrored medicine cabinets over vanities Exhaust ventilation fan Air conditioning outlets Head Hunter royal flush jet heads fresh water Port and starboard port hole openings with screens, privacy drapes and black out covers Centerline walk-in shower with seat, frameless glass panel doors w/fixed & handheld shower fixture 110v Outlets (4) (3) Drawers & (4) cabinets below vanities

---

## Crew Companionway

---

Head room 6'9" Access from swim platform transom water tight Pantograph door Down (4) step ladder with teak treads w/stainless steel grab rails Faux teak and holly sole GE Microwave Refrigerator U Line under counter Main AC/DC electrical distribution panel with glass door Head hunter tank sentry gauge Overhead with recessed halogen lighting Manual fire system release handle Smoke/heat detector Polished stainless steel door to Engine Room forward

---

## Captains Cabin

---

Head room 6'8" Faux teak and holly sole Overhead with recessed halogen lighting Smoke/heat sensor Pullman style upper and lower berths 6'2" L x 31" W Air conditioning SMX controls Cedar lined hanging locker w/auto light Privacy door with lock Reading lamps upper and lower berths Aft bulkhead bookshelf with sea rails Built-in (6) drawer dresser Portlight opening with black out



privacy shade TV Sharp Aquos 15" with DSS receiver Pioneer AM/FM stereo receiver with overhead flush mounted speaker Panasonic Hybrid phone, cell, SAT, intercom 110v Outlet (2) Storage drawers under lower berth Mahogany satin finished cabinetry

## Crew Head

To starboard Privacy door Faux teak and holly sole Overhead with halogen recessed light Granite vanity counter with under mount sink and single lever faucet Air conditioning duct Exhaust fan Head Hunter fresh water jet head Stall shower with light, teak grate, wall mount or handheld shower head, bi fold clear glass door (2) Mirrored medicine cabinet above sink (2) Storage cabinets below sink

## Mechanical

Head room 6'7" Full Beam Engine Room Twin Caterpillar C32/1650 hp with 1030 hours Air seps & crankcase ventilation system Full manual gauge package with start and stops Fuel filters dual 1000 Racors with vacuum gauges and selector valve Fuel transfer pump 24v (3) Fuel tanks (2) Saddle (1) Centerline tank aluminum Gears Z.F./Model 2060A/Ratio 2:467:1 Port and starboard power take-offs/bow and stern thruster, davit Shaft 3 1/2" (1) piece with dripless seals and (2) spares on each shaft Under water exhaust Power steering assist pump. Port main engine 1000 Hour service done 11-13-2012 Reverso auto oil change system 24v mains, gears, gensets (1) Hand operated bilge pump Optional chrome package main engines (Stabilizers) Multi-Sea II NAIAD Model #254 with 9' fins stabilizers Fins dropped seals replaced (2-20-2013) Stabilizer pump starboard main engine cooling pump with heat exchanger Lower and upper helm controls Seachest for mains, gens, air conditioning, water maker, stabilizer cooling pump (bow and stern thrusters) NAIAD Hydraulic thrusters 25 hp each Power take offs port and starboard main engines Controls, upper helm, lower helm, starboard wing control, aft port wing control Fore and aft water tight bulkheads Entrance door, watertight Overhead fluorescent 110v lights (6) Overhead 24v lights with safety cages (4) CCTV camera with pan, tilt, zoom Hydraulic steering reservoir with pressure gauge, oil cooler and filter Fresh water spigot with hose Overhead escape ladder with hatch Air compressor 110v with accumulator tank Fire system 102 lb FM20 Auto with crew area manual pull Upgraded Delta T System (2) 24v Intake blowers (2) 24v Exhaust blowers Additional engine room sound insulation Additional forward engine room bulkhead sound insulation Dripless seals on rudders Stainless steel safety rails around main engines (2) Racor 500 generator fuel filters Foul weather entrance from Aft Deck w/ladder (2) Hiblew air pumps Emergency signal light & bell Removable stainless steel swim ladder (2) Generator mufflers Fishing rod storage overhead

## Electrical

Twin 25kw, 1800 RPM Northern Lights generators Port Gen: 1342 Hours Starboard Gen: 1336 Hours Sound shields for generator Exhaust gas/water separators exhaust out transom Port and

starboard generator start/stops with gauge package, temp, oil, volts, hour meter (2) Generator battery on/off switches Generator batteries (2) 12v with boxes - New 2-2013 (4) Main engine battery on/off switches Main engine battery parallel switch Generator location aft of main engines Main engine batteries (4) - New 1-30-2013 (12 volt) House batteries (8) - New 1-30-2013 (6 volt) Windlass batteries (2) - New 1-30-2013 (2) 100 AMP 3 wire x 100' shore cords on cable masters (2) 25 Acme KVA Isolation transformers with manual boost selector (2) Galvanic isolators Cable TV/phone inlet transom starboard side 24v + 12v DC breaker panel at lower helm Generator remote start/stop switches at lower helm with indicator lights upper helm Inverters (2) Xantrec 3000 watts each with breaker panels and selector switch Inverters (2) Prosine 3000 watts each salon ent. and computer monitors AC/DC light transformer 110v to 24v Dolphin Xantrec inverter control panels at lower helm Dolphin 24V ship's service charger 80 amp Dolphin 24V engine service charger 80 amp Dolphin 12V generator service charger 30 amp (18) Breaker protected 24V circuits in Engine Room 24V Digital amp/volt meter in Engine Room (32) Breaker protected 240 volt circuits in Crew Area (28) Breaker protected 120 volt circuits in Crew Area (16) Breaker protected 110 volt circuits for inverter system (4) Digital volt/amp meters for 220V system in Crew Area (2) Digital volt/amp meters for 110V system in Crew Area Digital volt/amp meters for inverter system in Crew Area

---

## Water Maker

Sea Recovery 14000 GPD with auto flush Remote control panel/lower helm Serviced 2-2013

---

## Head System

Holding tank 125 gallons. Fiberglass with Head Hunter tank sentry/lower helm (6) Head Hunter fresh water jet heads Head Hunter tidal wave treatment system Tank sentry level indicator crew quarters "Y" Valve for overboard discharge or holding tank Overboard discharge pump Headhunter ozone generator

---

## Air Conditioning System - Cruisair

(3) 220v Raw water pumps Flybridge (3) 24000 BTU reverse cycle air conditioners (1) 24,000 BTU Salon (1) 12,000 BTU Pilothouse (1) 12,000 BTU Galley (1) 16,000 BTU Master Stateroom (1) 7,000 BTU "L" Berth Stateroom (1) 7,000 BTU Twin Berth Stateroom (1) 7,000 BTU VIP Stateroom All areas have their own digital thermostat All units reverse cycle

---

## Freshwater System

Freshwater tank (1) stainless steel 605 gallon Freshwater fill/starboard side deck Dockside water inlet with pressure regulator transom Hot water heaters (2) Raritan 30 gallon 220v forward under VIP Freshwater pumps 110v Head Hunter Mach V (2) with accumulator tanks Freshwater pump

---

24v Head Hunter (1) Recirculating hot water pump 24v

## Additional Features

---

Boarding ladder/Marquipt 21" (7) step with left and right handrails All exterior switches with waterproof covers Stern flagstaff teak high gloss varnished with flag 48" Underwater lights/transom (2) transom (1) port and (1) starboard Awlgrip paint in engine room Air draft 27' top of anchor light Spare props 42" x 38" x 3 1/2" x 5 blades Vimar light switches and receptacles throughout Bottom painted with black Seahawk and prop speed 5-2014

## Notes

---

Stated range on first page of 300 miles is at 16 knots and 1925 RPM At 12 knots (1500 RPM) the range is greatly extended to 750 miles

## Remarks

---

"LADY DE ANNE IV" was designed and custom built specifically for family and casual entertaining. Her open floor plan, large flybridge with dining, sit down bar, all in air conditioned comfort, combined with an open air aft deck along with total privacy and comfort for (8) guests in overnight or extended cruising comfort, makes her a very special offering.

She has been maintained to perfection by her professional Captain to her owner's high standards. "LADY DE ANNE IV" is ready to cruise, not having to go to the yard for months. A must see if you enjoy entertaining guests and family and appreciate a ready to go, well maintained yacht.

## Exclusions

---

While every effort was made to list all pertinent included equipment aboard LADY DE ANNE IV, there are some personal belongings aboard. Prospective purchasers should assume any item not specifically mentioned herein will not convey at closing. Detailed list to be provided at time of sale. DSS receivers, tools, owner's personal towels, Name. A detailed list will be provided at time of sale.

## Exclusions

---

Owner's personal belongings.

## Disclaimer

---

The Company offers the details of this vessel or yacht in good faith but cannot guarantee or warrant the accuracy of this information nor warrant the condition of the vessel. A buyer should instruct his representatives, agents, or his surveyors, to investigate such details as the buyer desires validated. This vessel or yacht is offered subject to prior sale, price change, or withdrawal without notice.

# PHOTOS

**Salon Looking Forward**



**Salon Looking to Port**



**Salon Looking to Aft**



**Salon Looking to Starboard**



**Salon TV**



**Salon Ceiling Detail**



**Galley Looking to Port**



**Galley**



**Galley**



**Buffet Counter**



**Refrigerator**



**Galley Looking to Starboard**



**Flybridge Access Stairs**



**Helm & Dinette**



**Helm & Starboard Side Door**



**Helm**



**Helm**




**Dinette & Portside Door**



**Companionway**



**Companionway**



**Laundry Center**




**VIP**



**VIP Aft**



**VIP Head**






**Portside Cabin**



**Portside Cabin**



**Portside Head**



**Starboard Cabin**



**Starboard Cabin/Day Head**



**Master Looking Aft**



**Master to Starboard**




**Master to Port**



**Master Looking Forward**



**Starboard Side Head**



**Portside Head**



**Mid Shower**



**Stone Work Detail**



**Bow**




**Bow Seating**



**Portside Deck**



**Starboard Side Deck**



**Aft Deck**



**Boat Deck Steps**



**Aft Deck Dining**



**Transom**



**Flybridge Entrance**



**Flybridge Bar**



**Flybridge Bar**



**Flybridge Dining Area**



**Flybridge Portside Seating**



**Helm**



**Furuno**



**Furuno**



**Grill**



**Tender**



**Tender**



**Boat Deck**



**Hardtop**



**Crew/Engine Room Access**



**Captain's Cabin**



**Captain's Cabin**



**Engine Room Entrance**



**Port Engine**



**Starboard Engine**



**Engine Room Looking Aft**



**Starboard Transmission**



**Port Transmission**



**Starboard Generator**



**Port Generator**



**Head Hunter Treatment System**





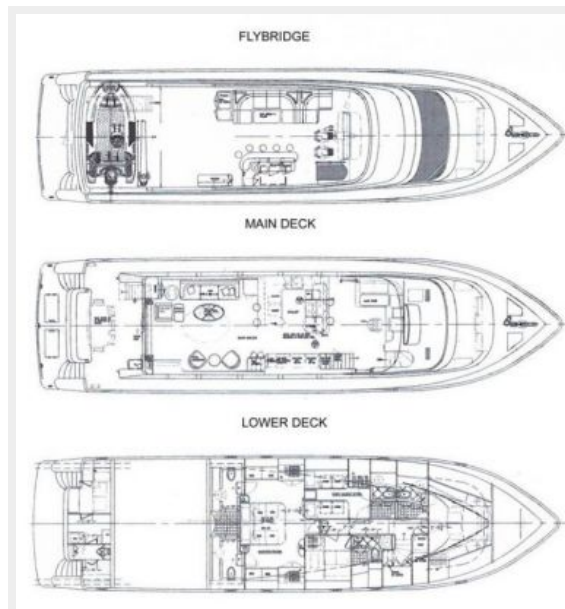
### Stern



### Alternate Profile



### Layout



---

# CONTACTS

---

Andrey Shestakov, leading yacht broker of the sales department of Shestakov Yacht Sales Inc. Shestakov Yacht Sales Inc., the official representative of the Miami/Fort Lauderdale FL headquarters.

---

## Contact details

---

Email: [andrey@shestakovyachtsales.com](mailto:andrey@shestakovyachtsales.com)

Web: [shestakovyachtsales.com/en/](http://shestakovyachtsales.com/en/)

---

## Telephones

---

USA: +1(954)274-4435

---

## Office hours

---

Monday – Saturday: **9:00 - 21:00** EDT

Sunday: **closed**

---

## Address

---



Harbour Towne Marina, 850 NE 3rd St,  
STE 213, Dania, FL 33004