

## BOADICEA — MORRIS YACHTS



**Builder:** MORRIS YACHTS

**Year Built:** 2010

**Model:** Daysailer

**Price:** PRICE ON APPLICATION

**Location:** United States

**LOA:** 42' 3" (12.88m)

**Beam:** 11' 3" (3.43m)

**Min Draft:** 5' 9" (1.75m)

**Max Draft:** 5' 9" (1.75m)

Our experienced yacht broker, Andrey Shestakov, will help you choose and buy a yacht that best suits your needs **BOADICEA — MORRIS YACHTS** from our catalogue. Presently, at Shestakov Yacht Sales Inc., we have a wide variety of yachts available on our sale's list. We also work in close contact with all the big yacht manufacturers from all over the world.

If you would like to buy a yacht **BOADICEA — MORRIS YACHTS** or would like help answering any questions concerning purchasing, selling or chartering a yacht, please call **+1(954)274-4435**

# TABLE OF CONTENTS

---

TABLE OF CONTENTS	2
SPECIFICATIONS	5
Overview	5
Basic Information	5
Dimensions	5
Speed, Capacities and Weight	5
Accommodations	6
Hull and Deck Information	6
Engine Information	6
DETAILED INFORMATION	7
INTRODUCTION	7
ACCOMMODATIONS AND LAYOUT	7
ELECTRONICS AND NAVIGATION EQUIPMENT	8
ELECTRICAL SYSTEM	9
ENGINE/MECHANICAL EQUIPMENT	9
SAILS AND RIGGING	10
COCKPIT	11
HULL AND CONSTRUCTION	11
DECK AND DECK EQUIPMENT	12
CANVAS	12
SAFETY EQUIPMENT	13
REMARKS	13
EXCLUSIONS	13
Exclusions	13
Disclaimer	13
PHOTOS	14
On Trailer	14
Profile	14

Launching	14
Just Launched	14
Foredeck	14
Arial View	14
Dorade Vent	15
Canvas Dodger	15
Cockpit Seating	15
Cockpit Storage	15
Stern Seating	15
Cockpit from Port	15
Cockpit to Companionway	16
Companionway Doors	16
Salon Looking Forward	16
Cockpit Instrumentation	16
Salon to Port	17
Queen Berth	17
Storage, Port Side	17
Storage, Starboard Side	17
Note the A/C Duct	17
Salon Table	17
Salon Looking Aft	18
Salon Looking Aft	18
Galley	18
Galley with Electronics	18
Engine	19
Stove/Fridge Detail	19
Transom	19
CONTACTS	20
Contact details	20

---

Telephones	20
Office hours	20
Address	20

---

# SPECIFICATIONS

---

## Overview

---

Engineered for reliability, simplicity and ease of use, BOADICEA was designed for shorthanded sailing with all control lines, sheets and halyards leading to the cockpit within easy reach of the helmsperson while leaving the deck clear.

Essentially a new boat with only twelve (12) hours on her engine. Presently out of the shed and will soon be rigged and launched. Available for showing and ready to be enjoyed by her lucky new owners.

## Basic Information

---

**Category:** Daysailer

**Sub Category:** Sloop

**Model Year:** 2010

**Year Built:** 2010

**Country:** United States

**Coast Guard #:** 1233622

**Vessel Top:** Dodger

## Dimensions

---

**LOA:** 42' 3" (12.88m)

**LWL:** 30' 0" (9.14m)

**Beam:** 11' 3" (3.43m)

**Min Draft:** 5' 9" (1.75m)

**Max Draft:** 5' 9" (1.75m)

**Clearance:** 60' 0" (18.29m)

## Speed, Capacities and Weight

---

**Displacement:** 16300 Pounds

**Water Capacity:** 50 Gallons

**Holding Tank:** 20 Gallons

**Fuel Capacity:** 40 Gallons

---

## Accommodations

---

**Total Cabins:** 1

**Sleeps:** 4

**Total Heads:** 1

---

## Hull and Deck Information

---

**Hull Material:** Fiberglass

**Deck Material:** Fiberglass

**Hull Configuration:** Bulb Keel

**Hull Color:** Down East Red

**Hull Designer:** Sparkman & Stephens

---

## Engine Information

---

**Engines:** 1

**Manufacturer:** Yanmar

**Model:** 3JH4E

**Engine Type:** Sail Drive

**Fuel Type:** Diesel

---

# DETAILED INFORMATION

---

## INTRODUCTION

---

Engineered for reliability, simplicity and ease of use, BOADICEA was designed for shorthanded sailing with all control lines, sheets and halyards leading to the cockpit within easy reach of the helmsperson while leaving the deck clear. Essentially a brand new boat, she has been in the water (fresh water) for only about three months and in the shed for the last 18 months. Due to the owners' change in plans, BOADICEA is now offered for sale.

## ACCOMMODATIONS AND LAYOUT

---

BOADICEA's open-plan interior is built in classic Herreshoff style with Antique White bulkheads and gloss-varnished cherry joinery and painted wood overhead. Cabin sides are satin varnished cherry. In addition to opening hatches and dorade vents, BOADICEA is fully air conditioned. Headroom is 6'-2". Morris Yachts has boiled down the entertaining mission of the M42 to "six guests for sailing and a picnic, four for dinner below and two for overnighting."

### GALLEY:

Just inside the companionway to starboard is the U-shaped galley. Galley features include:

- Force 10 two-burner gimballed propane stove
- Isotherm top-loading 12VDC refrigerator with stainless steel liner and removable shelves
- Polished stainless steel sink with chrome single-lever mixer faucet
- Hot & cold pressure water
- "Bone" Corian countertop
- Storage drawers and cabinets
- Garbage bin
- (2) Scandvik adjustable rod lights and (1) dome light
- Basic dishes

### HEAD:

A spacious head with shower, convenient to the cockpit, is opposite the galley on the port side. Head features include:

- Tecma electric macerating toilet
- Varnished cherry countertop
- Polished stainless steel sink with single-lever faucet
- Hot & cold pressurized water
- Wall-mounted showerhead
- Laminate (stowable) shower enclosure partition, shower sump pump
- Glass mirror with frame

- Overhead hatch
- Scandvik adjustable rod light above mirror and (1) dome light
- Vanity compartment/drawer storage
- Trash bin under sink

A hanging locker is located forward of the head, a perfect place to store outerwear.

### **MAIN SALON:**

Two full-length settees with “Devon” UltraSuede upholstery, to port and starboard, face a cherry drop-leaf table, with liquor storage beneath, which comfortably accommodates four for dining. A modern “butterfly-style” hatch above and eight fixed portlights provide great natural light and ventilation. Twin end tables, with storage below and lockers with shelves outboard, are built in at the forward end of the settees. There are storage lockers located outboard at the forward and aft ends of the settees, and two large drop fronts allow access to space under the queen berth. Alcoves between the upper lockers provide storage space for books etc. Chelsea clock and barometer.

### **SLEEPING ACCOMMODATIONS:**

BOADICEA sleeps four on two settee berths and one queen-sized berth. The owner’s berth is forward with full-length shelves on either side. Two dorades and a large overhead hatch provide great ventilation and an opportunity to stargaze.

### **ENTERTAINMENT EQUIPMENT:**

- Alpine AM/FM Stereo with CD player and 6” speakers in the main cabin
- Fusion MS IP600 digital media receiver w iPod dock (satellite ready) and speakers in main cabin
- Alpine waterproof 6” cockpit speakers

## **ELECTRONICS AND NAVIGATION EQUIPMENT**

- Raymarine Ray55 waterproof VHF Radio w/ additional RayMic cockpit-mounted remote microphone
- B&G H3000 displays for speed, depth and wind. GFD displayed at helm
- (6) B&G H3000 10/10 instrument displays; (3) mounted on each side of the companionway
- B&G Zeus 8” GPS/radar/chartplotter mounted at the pedestal
- B&G H3000 ACP-1 autopilot with remote
- Watch commander sleep alarm unit
- Simrad NAIS 300 receiver
- Simrad WM2 weather receiver
- Ritchie 5” pedestal mount compass with polished S/S cover



---

## ELECTRICAL SYSTEM

---

- (2) 12 VDC Mastervolt AGM house batteries
- Optima 1000M amp engine start battery
- Mastervolt 90 Amp/12 VDC alternator with multi-stage regulator for battery charging
- Mastervolt 12 VDC / 110 VAC distribution panel
- 12 VDC outlets
- 2000W Mastervolt combi inverter/charger
- 110V shore power system with (2) outlets, SS power inlet, and 50ft x 30 amp cord
- LED tri-color masthead/anchor light
- LED combination steaming light/deck flood light
- LED navigation lights
- LED courtesy lights
- Boom light w/dimmer switch
- (4) Hella cabin fans
- (6) Wall-mounted stainless steel cabin lights in main salon and V-Berth
- (1) Stainless steel spot light above main salon table

---

## ENGINE/MECHANICAL EQUIPMENT

---

- Yanmar 3JH4E x SD Saildrive unit, 3-cylinder, direct-injected, fresh water-cooled marine diesel engine, maximum 39 hp @ 3000 RPM
- Flex-O-Fold 16" 3-blade propeller
- Racor spin-on fuel/water separator
- Morris custom instrument panel at the helm, includes Faria gauges with S/S bezels, ignition switch, preheat button, start button, stop button, audible alarms for cooling water high temperature, low lube oil pressure, Saildrive water sensor and tachometer with illumination switch
- Cruz-Pro fuel tank gauge
- Edson S/S single-lever throttle with neutral safety switch located on the pedestal
- Engine box is fitted with Soundown Vinyl/Foam composite noise reduction insulation
- Dome light in engine compartment
- Marine Air 10,000 BTU air conditioner
- Tool kit
- Yanmar spare parts kit and service manual

### Fresh Water System:

- 50-gallon fresh water capacity
- SS deck fill
- Shurflo pressure water system pump
- Quick 6.5 gallon SS water heater plumbed to engine heat exchanger and 110VAC
- Whale water system filter

- Cruz-Pro water tank gauge

#### Bilge System:

- Jabsco diaphragm 12VDC bilge pump with removable strainer
- Whale Gusher 10 manual bilge pump located near helm in cockpit
- Additional Whale Gusher manual bilge pump below deck

#### Steering and Rudder:

- Edson wire rope/chain steering system with 44" teak rim wheel
- Carbon fiber rudder and rudderpost
- Emergency tiller

---

## SAILS AND RIGGING

---

#### Rigging:

- Carbon fiber mast and aluminum boom by Hall Spars
- Selden removable bowsprit pole (for larger asymmetrical spinnaker)
- Fractional rig with swept back spreaders
- Navtec stainless steel rod rigging
- S/S fixed mast radar antenna platform
- Antal size 40 mainsail luff track
- Self-tacking jib on athwartships curved track
- Harken MKIV Unit 1 manual headsail furling system
- Navtec hydraulic system 50 for backstay and vang
- Navtec SS turnbuckle covers
- (2) Mobri radar reflectors
- Running rigging is low-stretch New England Rope
  - Main halyard 11mm Endura braid
  - Jib halyard 10mm Endura braid with tag line and six part halyard tensioner
  - Spinnaker halyard 10mm Endura braid
  - Masthead flag halyard and one spreader halyard
  - Main sheet 8mm Sta-Set
  - Jib sheet 10mm Endura braid
  - Spinnaker sheets 10mm Sta-Set
  - Spinnaker tack pendant w/snap shackle
  - Reef line 10mm Endura braid

#### Sails:

- Sail inventory by North Sails includes the following sails:
- 3DL Marathon fabric Mainsail w/Dutchman System
- 3DL Marathon fabric Furling Jib

## Winches:

- (2) Lewmar 50 CCEST electric self-tailing primary winches
- (2) Lewmar 46 CCEST electric secondary winches
- Lewmar 30 CCST halyard winch
- (2) Lewmar 10" aluminum Powergrip lock-in winch handles
- Lewmar rope clutches

## COCKPIT

---

- Spacious port and starboard cockpit seats
- Helmsman's seat with foot chock
- "Brannon Redwood" Sunbrella cockpit cushions with backrests
- Varnished teak drop-leaf table with integrated cooler, cover
- Varnished teak cockpit coaming, eyebrow
- Teak decking on cockpit sole
- Varnished teak steering wheel
- Alpine 6" waterproof speakers
- (2) Custom S/S cup holders
- Saloon-style removable companionway doors with storage bag in cockpit locker

## HULL AND CONSTRUCTION

---

- Infused composite hull with Vinylester resin throughout and Balsa core
- Composite longitudinal stringers and transverse keel floors
- Fiberglass engine bed
- Marine Plywood structural bulkheads
- Manually consolidated composite deck with Polyester resin and vacuum-bagged Core-Cell foam core
- High density core replaces the standard core in areas of deck hardware and through hull fittings
- High-performance bulbed keel and carbon fiber spade rudder
- Awlgrip Down East Red topsides with double Cream boot stripe and Gold Leaf cove stripe
- Gelcoat Oyster White deck with molded Light Tan non-skid
- Awlgrip Cream spar, to match deck Gelcoat
- Interlux VC 17m Extra bottom paint
- Varnished teak toe rail
- Teak cladding on cabin sides
- Teak cladding inside coaming and cabin bulkhead
- Teak offshore companionway drop boards (in addition to teak opening doors)
- Teak companionway screen doors

- Teak sea hood
- Teak overlay on butterfly hatch
- Cabin sole latches to secure floorboards

## DECK AND DECK EQUIPMENT

---

- Deckhouse portlights are toughened safety glass, frameless installation
- Deck hatches are low-profile stainless steel. (1) Foredeck and (4) on cabin top
- Ocean-Air Skyscreens are fitted to each overhead hatch
- Foredeck hatch, anchor locker hatch and cockpit hatches are flush fiberglass
- (2) Stainless steel 4" cowl vents mounted on varnished teak dorade boxes. S/S dorade guards
- Delta 35 lb anchor w/150' of 5/8" diameter yacht braid with fifteen feet of 5/16" HT chain
- Fortress FX23 anchor with storage chocks in forepeak, 200' of 5/8" rode and 10' 5/16" HT chain
- Anchor deployment system w/manually rotating arm and integral anchor roller in foredeck locker
- Lewmar V2 S/S windlass with rope/chain gypsy
- Upgraded bow, stern and double life lines from standard for offshore compliance
- S/S bow, midship and stern chocks
- Stainless steel deck plates and hatches
- Salt water wash down system in the anchor locker
- Schaefer Herreshoff-style stainless steel cleats. (1) 12" at bow and (2) 10" at stern
- Schaefer 8.5" S/S removable cleats midship w/canvas storage bag
- (6) Stainless steel toe rail chocks
- Jacklines for side decks
- Jackline in cockpit with (2) padeyes
- Mooring lines
- Vinyl ribbed fenders with "Burgundy" polar fleece covers
- S/S line storage bar in the forepeak locker
- Aluminum boat hook
- Varnished teak flagstaff

## CANVAS

---

- Sunbrella canvas dodger with removable wings with clear window panels and aft and side grab rails
- Canvas pedestal and wheel cover
- Canvas storage bag for companionway drop boards
- Canvas storage bags for companionway removable screen doors

---

## SAFETY EQUIPMENT

---

- (3) Kidde Mariner fire extinguishers
- Xintex carbon monoxide detector in main cabin
- (4) Adult Type II life jackets
- Flare kit
- Air Horn

---

## REMARKS

---

BOADICEA, Hull #22, is in like-new condition and is available for far less than replacement cost.

---

## EXCLUSIONS

---

The owner's personal effects are excluded from the sale.

---

## Exclusions

---

Owner's personal belongings.

---

## Disclaimer

---

The Company offers the details of this vessel or yacht in good faith but cannot guarantee or warrant the accuracy of this information nor warrant the condition of the vessel. A buyer should instruct his representatives, agents, or his surveyors, to investigate such details as the buyer desires validated. This vessel or yacht is offered subject to prior sale, price change, or withdrawal without notice.

# PHOTOS

**Profile**



**On Trailer**



**Launching**




**Just Launched**



**Arial View**



**Foredeck**





**Dorade Vent**



**Canvas Dodger**



**Cockpit Storage**



**Cockpit Seating**



**Cockpit from Port**



**Stern Seating**



**Cockpit to Companionway**



**Companionway Doors**



**Cockpit Instrumentation**



**Salon Looking Forward**





**Queen Berth**



**Salon to Port**




**Storage, Port Side**



**Storage, Starboard Side**



**Note the A/C Duct**




**Salon Table**



**Salon Looking Aft**



**Salon Looking Aft**



**Galley**



**Galley with Electronics**



### Stove/Fridge Detail



### Engine



### Transom





# CONTACTS

---

Andrey Shestakov, leading yacht broker of the sales department of Shestakov Yacht Sales Inc. Shestakov Yacht Sales Inc., the official representative of the Miami/Fort Lauderdale FL headquarters.

## Contact details

---

Email: [andrey@shestakovyachtsales.com](mailto:andrey@shestakovyachtsales.com)

Web: [shestakovyachtsales.com/en/](http://shestakovyachtsales.com/en/)

## Telephones

---

USA: +1(954)274-4435

## Office hours

---

Monday – Saturday: **9:00 - 21:00** EDT

Sunday: **closed**

## Address

---



Harbour Towne Marina, 850 NE 3rd St,  
STE 213, Dania, FL 33004