

MISTY K II — NEPTUNUS



Builder: NEPTUNUS

Year Built: 2007

Model: Motor Yacht

Price: PRICE ON APPLICATION

Location: United States

LOA: 62' 0" (18.90m)

Beam: 16' 8" (5.08m)

Min Draft: 5' 0" (1.52m)

Max Draft: 5' 3" (1.60m)

Cruise Speed: 26 Kts. (30 MPH)

Max Speed: 32 Kts. (37 MPH)

Our experienced yacht broker, Andrey Shestakov, will help you choose and buy a yacht that best suits your needs **MISTY K II — NEPTUNUS** from our catalogue. Presently, at Shestakov Yacht Sales Inc., we have a wide variety of yachts available on our sale's list. We also work in close contact with all the big yacht manufacturers from all over the world.

If you would like to buy a yacht **MISTY K II — NEPTUNUS** or would like help answering any questions concerning purchasing, selling or chartering a yacht, please call **+1(954)274-4435**

TABLE OF CONTENTS

TABLE OF CONTENTS	2
SPECIFICATIONS	7
Basic Information	7
Dimensions	7
Speed, Capacities and Weight	7
Accommodations	7
Hull and Deck Information	8
Engine Information	8
DETAILED INFORMATION	9
Vessel Walkthrough	9
Salon	9
Galley	10
Dining Area	10
Companionway	11
Master Cabin	11
Portside Guest Head	12
Starboard Side Head	12
Starboard Side Guest Cabin	12
Guest Head	13
VIP Cabin	13
Forward Deck	14
Aft Deck	14
Flybridge Layout	14
Flybridge Equipment	15
Flybridge Navigation Equipment	15
Engine Room	16
Tender	16
Lazarette	16

Electrical	17
Construction Details	17
Remarks	17
Exclusions	18
Exclusions	18
Disclaimer	18
PHOTOS	19
Salon Looking Forward	19
New Salon Couch to Starboard	19
Newly Upholstered Salon Chairs to Port	19
Salon Aft to Port	19
Salon Aft to Starboard	19
Salon Looking Aft	19
New Salon TV	20
Galley Looking Forward	20
Galley to Starboard	20
Galley to Port	20
Galley Looking Forward to Port	20
Galley Dishwasher	20
Dinette Looking Forward	21
Dinette Looking to Starboard	21
Custom Enlarged Companionway	21
Companionway Looking Forward	21
Companionway Laundry	21
Companionway Looking Aft	21
Master Looking Aft	22
Master Looking to Starboard	22
Master Looking to Port	22
Custom Joinery in Master	22

Master Looking Forward	22
Master Head	22
Master Shower	23
Master Toilet	23
Starboard Side Cabin Looking Aft	23
Starboard Cabin	23
Starboard Side Cabin Looking Forward	23
Guest Head	23
Guest Head	24
VIP Looking Forward	24
VIP Looking to Port	24
VIP Looking to Starboard	24
VIP Looking Aft	24
Aft Deck Dining	24
Aft Deck	25
Aft Deck Grill	25
Side Deck	25
Flybridge Steps	25
Flybridge Steps	25
Aft Flybridge Seating	25
Custom Flybridge Storage	26
Custom Flybridge Dinette	26
Flybridge Bar	26
Custom Aft Flybridge Enclosure	26
Helm	26
Helm Seats	26
Helm Detail Port	27
Helm Detail Starboard	27
Engine Hours Feb 2, 2018	27

Helm Outboard to Starboard	27
Wireless AP Remote	27
Helm Chairs with Terry Covers	27
Custom Ergonomic Engine Control Mounting	28
Portside Companion Seats	28
Sun Deck Forward of Helm	28
Engine Room Access	28
Port Engine	28
Fuel System	28
Starboard Engine	29
Immaculate Bilges	29
Dripless Shaft Seals	29
Chilled Water AC	29
CAT Generator	29
Tender	29
Tender	30
Tender	30
Lazarette Access	30
Lazarette to Port	30
Lazarette to Starboard	30
Main Electrical Panel	30
Stern	31
Stern	31
Alternate Profile	31
Alternate Profile	31
CONTACTS	32
Contact details	32
Telephones	32
Office hours	32

Address

32

SPECIFICATIONS

Basic Information

Category: Motor Yacht	Sub Category: Flybridge with Euro Transom
Model Year: 2008	Year Built: 2007
Country: United States	Vessel Top: Hardtop
Fly Bridge: Yes	

Dimensions

LOA: 62' 0" (18.90m)	LWL: 58' 0" (17.68m)
LOD: 62' 0" (18.90m)	Beam: 16' 8" (5.08m)
Min Draft: 5' 0" (1.52m)	Max Draft: 5' 3" (1.60m)
MFG Length: 65' 9" (20.04m)	

Speed, Capacities and Weight

Cruise Speed: 26 Kts. (30 MPH)	Cruise Speed RPM: 2000 Kts.
Cruise Speed Range: 350	Max Speed: 32 Kts. (37 MPH)
Max Speed RPM: 2300 Kts.	Displacement: 68000 Pounds
Gross Tonnage: 34 Pounds	Water Capacity: 230 Gallons
Holding Tank: 130 Gallons	Fuel Capacity: 1050 Gallons

Accommodations

Total Cabins: 3	Total Berths: 3
Sleeps: 6	Total Heads: 2

Hull and Deck Information

Hull Material: Fiberglass

Deck Material: Teak

Hull Configuration: Modified Deep Vee

Hull Finish: Aluminum

Hull Designer: Tony Castro

Exterior Designer: Tony Castro

Interior Designer: Neptunus Yachts

Engine Information

Engines: 2

Manufacturer: Caterpillar

Model: C-18

Engine Type: Inboard

Fuel Type: Diesel

DETAILED INFORMATION

Vessel Walkthrough

MISTY K II is a Euro Style Sedan Motoryacht with a decidedly North American flair. Her interior is graced with a natural cherry joinery with a high gloss finish and custom stained accents in the Master Cabin. MISTY K II is full of improvements and innovations over the standard layout.

Boarding MISTY K II is from either the swim platform and up the port or starboard steps or from the Marquipt Tide Ride ladder that can be boarded from either the port or starboard Aft Deck.

MISTY K II has a comfortable Aft Deck with built in and loose seating, same level Salon with loose furniture, a raised Galley and Dinette Area expanded due to the elimination of the Lower Station.

Below are three cabins with the forward VIP and Starboard Guest Cabin sharing a portside Head and the Master on centerline with a unique Head arrangement putting the toilet to port allowing for a much larger shower to starboard.

The Engine Room is accessed via a hatch in the Aft Deck sole. The large Lazarette is easily accessed via a custom transom door from the swim platform.

The Flybridge Deck has easy access via comfortable stairs from the Aft Deck. The optional Neptunus hardtop, new four side enclosure and the signature open air Sun Lounge ahead of the Helm create indoor/outdoor seating areas found only on the popular Neptunus 56/62 series of Sport Motoryachts. A custom Dinette to port really increases the livability of the Flybridge.

Salon

The Salon entry door is a double sliding center split door unique to MISTY K II in the Neptunus line. The furnishings are all free standing also which is a big departure from her Neptunus sisterships. The sole of the entire main deck is a satin finish cork tile. The Salon has an 8' x 8' hemp throw rug which compliments the cork very nicely. To starboard is a new (2016) L shaped Ultra Leather sofa with storage below that sits in front of a cherry bulkhead with access panels to equipment. Above are the Neptunus signature two level windows with new custom wood mini blinds and a matching fabric panel between. An attractive upholstered coffee table lies in front of the sofa.

Also in this area are two built in double Bose mini cube stereo speakers.

The forward bulkhead has a Samsung 42" TV (new 2016) built into the port cabinetry. A four door cherry cabinet below houses a Bose Lifestyle AM/FM/CD/DVD stereo system with hard drive music storage, two HD Direct TV TV receivers, the Sea Tel Sat TV control panel, the Glomex TV antenna gain control and the A/B switch for shore or over the air reception of the TV.

To port are two large newly upholstered chairs with a small two drawer end table between. Similar cherry cabinetry, Bose speakers and window treatments are above. Two cork steps up from centerline is the Galley area. Also in the Salon are four overhead halogen mini spots, a CO detector and dual digital AC controls.

Galley

The Galley is full beam and can only be described as huge! Everything is built in at or below counter level giving this area a wide open feeling. The countertops are Absolute Black granite. The cabinetry below the countertops are all cherry and those above are a light taupe lacquer that can be found throughout the boat.

Galley equipment includes:

AEG/Electrolux Ceran top 4 burner cook top Under mount double stainless steel sink Single lever faucet w/removable mini spray head that lights up w/LED's Panasonic Genius Prestige stainless steel microwave convection oven (2) Sub Zero freezer drawers, one w/icemaker (2) Sub Zero refrigerator drawers Sub Zero wine/drink cooler Miele stainless steel dishwasher behind a cherry door Insinkerator garbage disposal Faber vent hood w/work light (2) Magic corner cabinets to access large corner storage area Pull out pantry drawer for can/bottle storage Large accessory drawer under microwave (2) Cherry storage doors under sink (7) Lacquered cabinets to starboard above countertop Portside of Galley has (2) storage drawers for cutlery & all dinnerware Wine glass rack overhead to port Cork tile sole

To port is a Magic Corner cabinet as a bar with a polished stainless steel under mount sink, an Absolute Black Granite countertop and additional refrigerator/freezer space as mentioned above. A Lucite and stainless glass rack hangs above. Also in the Galley are eleven halogen mini spots.

Of special note is the fact that any of the Sub Zero refrigerator drawers can also be freezers by merely adjusting the digital temperature control. The custom Galley was designed so one person could work in the Galley area to starboard and another in the bar area to port.

Dining Area

The Dining Area aboard MISTY K II is unusually large due to elimination of the Lower Helm. The larger high gloss cherry table now easily seats six on a handsome antiqued black Ultra Leather seating surface. There is additional storage beneath the seating. Four halogen mini spots are dedicated to this area. Most of the area usually dedicated to the small helm is now an open area with a much enlarged curved passageway to the accommodation deck via seven carpeted steps each with LED step lights.

At the top of the steps is a dual door electrical locker with divided AC and DC panels, and the

generator gauge panel with start/stop buttons.

Wood mini blinds surround the Galley and Dinette Area.

Companionway

Going forward from the Master and up two steps is the accommodation Companionway.

To port is a Whirlpool Heavy Duty washer dryer combo behind cherry doors.

Next forward is the Guest Head.

To starboard is the Guest Cabin and all the way forward is the VIP Cabin.

Above are three halogen mini spots and lots of natural light from the forward windshield.

Accessed via hatches in the sole are the AC and DC house water pumps and the accumulator tank.

Master Cabin

The Master Suite is yet another area of major customization on this particular Neptunus 62. By moving the cabin's arched entrance door forward and the elimination of the toilet in the Starboard Side Head, there is now room for a huge shower. The en suite Day Head to port now houses the Master Toilet. The daring use of natural and dark stained cherry provide a beautiful contrast to the taupe Whisper wall panels in lieu of the standard off white.

The queen size berth is on centerline with two lacquered drawers at the foot of the berth. Rope lighting is below the dark stained keeper for the custom Temperpedic mattress. The headboard is upholstered with fabrics also used in the custom bedspread. Mirrored panels with sconce lights flank the headboard. Dark stained two drawer nightstands are below each mirrored panel. AC delivery is via two large overhead valance type vents that do not produce a draft on the berth.

Two tiers of soffit with halogen mini spots provide ample reading lights.

To port is a chest of five natural cherry drawers with a stained cherry countertop above. Two large fixed dead lights with Roman shades provide a great amount of natural light. Next forward is a two door cherry cedar lined locker with auto light and an owner's safe within.

On the forward bulkhead is a built in 20" Toshiba LCD TV with a mirrored panel below.

Centerline forward is an arched entry door with access to the two bath areas. To starboard is a raised settee with a silk and Ultra Leather seating surface followed by three natural cherry drawers and a dark stained cherry countertop. Above are two large fixed dead lights with silk Roman shades. Lighting is produced by ten dimmable halogen mini spots. Also in this cabin are

digital AC controls, a carpeted sole and four battery cut off switches and a CO monitor under the berth.

Portside Guest Head

The Portside Head consists of a full size Head Hunter toilet, a two door cherry vanity, a small polished stainless sink under mounted on an Absolute Granite countertop above. Two mirrored cabinets above offer medicine cabinet storage.

The walls of the Head are a unique mica type surface resembling wallpaper. The sole is Absolute Granite tile and the overhead is mirrored with two halogen mini spots.

Starboard Side Head

A curved bow front natural cherry vanity has one cabinet below the Absolute Black Granite countertop above. A clear glass above counter vessel sink is quite dramatic. Four mirrored door cabinets offer abundant storage. The shower is huge and has a clear glass door and sidelight. The shower also has a seat, two lights and an exhaust fan.

The sole of the Head is Absolute Black Granite and the overhead is mirrored with three halogen mini spots within.

Starboard Side Guest Cabin

Of all the available layouts for the Starboard Side Guest Cabin on the 62 Neptunus the tapered double berth is probably the most practical.

Entered from the forward end of the cabin the berth with custom Temperpedic mattress is outboard and aft with an upholstered headboard, silk berth covers and three drawers (one large, two small) below.

Inboard is a cherry three drawer nightstand with a sconce light and valance type AC delivery above. Outboard is a cherry shelf to serve as a nightstand for the outboard half of the berth. Two fixed dead lights are above with eight small cherry cabinets above. At the foot of the berth is a cedar lined hanging locker with an auto light and a 12 volt DVD player within.

On the forward bulkhead is a built in 15" Toshiba LCD TV.

Also in this cabin is a central vacuum outlet, four overhead dimmable halogen mini spots, two dimmable halogen mini spots as reading lights, digital AC controls, two Clarion stereo speakers and a CO alarm.

Guest Head

The Forward Guest Head is shared by the VIP and Guest Cabins with two entry doors, one to the main Companionway and other direct to the VIP Cabin.

The sole is Absolute Black Granite tile. The toilet is a full size Head Hunter model. The bow front cherry vanity has one cabinet below and an Absolute Black Granite countertop with a colored glass vessel sink above.

A shelf above the sink has matt black blinds covering a fixed dead light. Three mirrored medicine cabinet doors are above with rope lighting below the valance.

The shower has a clear glass door, a handheld or wall mountable fixture, an Absolute Black Granite shelf and a wallpaper like Mica finish on the bulkheads that is as elegant as it is practical.

Also in the shower is a light and an exhaust fan. The Head also has three halogen mini spots above in a mirrored overhead.

VIP Cabin

The VIP Cabin is entered via an arched cherry door (like all the cabins aboard MISTY K II). The queen size berth sits on centerline with an upholstered headboard off the forward bulkhead. Twin halogen reading lights are above.

Two large storage drawers lie at the foot of the berth. There is rope lighting around the cherry keeper for the custom Temperpedic mattress. Built in countertops both port and starboard serve as nightstands. Above is one fixed dead light with Roman shades to both port and starboard. Above the shades on either side are four cherry storage cabinets to supplement the cabin's abundant storage.

Aft to port is a cedar lined double door hanging locker and access the Forward Head.

To starboard is a matching double door cedar lined hanging locker with a 12 volt DVD player within.

On the aft bulkhead is a chest of three cherry drawers with a cherry counter and decorator mirror above. Furthest above this is a built in Toshiba 15" LCD TV and a small storage cabinet. The sole has access to the forward bilge and bow thruster.

Under the berth are two Bose speakers and the disconnect switch for the bow thruster. Overhead are five halogen mini spots and a Bomar deck hatch with a sliding shade and screen.

Also in this cabin are digital AC controls and a CO monitor.

Forward Deck

Heavy Duty stainless steel bow rails w/welded stainless steel lifeline Stainless steel anchor pulpit w/bow roller 66 lb. Delta stainless steel anchor Maxwell 3500 VW Windlass w/150' high tensile chain Up & down foot switches for windlass Round Bomar hatch to access chain locker Freshwater wash down on bow Heavy duty rub rail Dual spring line cleats International navigation lights Air horn Dual deck fills for fuel port & starboard Removable stainless steel burgee pole Bow sun pad cushions w/cover & built in drink holders Stainless steel hand rails at bow cushion Black Textulene wrap around windshield cover Frameless cabin side windows Stainless steel sliding boarding gates port & starboard Raised fiberglass toe rail for safety Round Bomar deck hatch into VIP Cabin House side stainless steel handrails (4) Large dead lights into Master Cabin (2) Teak Tread steps to side deck port & starboard LED walking lights on side deck, (15) port, (15) starboard

Aft Deck

Teak sole Covered stern cleats w/fairleads Built in fiberglass stairs (7) to Flybridge w/teak treads w/LED step lights (2) Hinged stainless steel gates to swim platform w/Neptunus logo Custom high gloss cherry table w/stainless steel pedestals & cover (2) Teak folding deck chairs w/Sunbrella cushions Covered Aft Deck fully covered by Flybridge deck above (5) Stainless steel DC lights in Aft Deck overhead Built in Aft Deck seating for four w/custom raised seating area & cover Wet bar w/sink & Miele electric BBQ grill to port under a hinged lid Lockers for storage under bar TV inlet w/cord Telephone inlet w/cord 750 lb. Capacity hydraulically operated swim platform for tender storage including stainless steel tender cradles Huge full beam Lazarette w/5' of headroom Polk Audio stereo speakers (new 2014) Clarion stereo remote control to port, new 2013 Pressure water inlet Deck waste pump out plate (3) Teak deck chairs w/removable cushions Hot & cold shower in custom cabinet to starboard (2) Stainless steel support poles to Boat Deck Aft Deck camera Custom entry door from swim platform into Lazarette Stainless steel porthole on port & starboard side of Aft Deck seat into Lazarette Freshwater wash down (3) Underwater lights, upgraded 2012 (2) Custom lockers in transom pylasters White Textulene sunshade from hardtop to seat back Custom storage under Flybridge steps Custom curved Trend stainless steel double stainless steel entry doors New style fiberglass hull vents (designed by this owner) eliminate the need for maintenance over earlier aluminum & stainless steel vents

Flybridge Layout

The configuration of the Flybridge on MISTY K II is yet another area of extensive customization.

Entered via the starboard side steps a large hinged fiberglass hatch keeps in the air conditioning. Aft of the steps is the typical U shaped settee with storage below and custom two tone cushions above. The customized bolster type backrest gives a more open feeling. A round fiberglass single pedestal table is in reach for anyone sitting on the settee. Next forward is a

custom fiberglass cabinet with three drawers and a removable trash bin in the fiberglass top. Further forward in the area of the hot tub on older models, or the expansive bar (made to fit the hot tub footprint) on newer models, is a very clever raised C shaped settee with matching upholstery and another oval fiberglass cocktail table. Next forward is a two person companion seat with a folding stainless steel footrest and a special area to hold oversize chart books. Fully outboard are the portside wing controls with engine start/stop controls, CAT electronic engine controls and bow thruster controls.

To starboard is the main helm panel with two white vinyl "Crown" helm chairs with armrests and a folding stainless steel footrest.

Forward of the Helm is an open Sun Lounge with exterior sun cushions, stereo speakers and a surrounding Venturi plexiglass windscreen. The remainder of the Flybridge is under the signature Neptunus hardtop with a full enclosure in air conditioned comfort.

Just aft of the helm chairs and just forward of the steps from below is an expanded bar area that includes a Norcold refrigerator, a storage cabinet, a stainless steel sink under mounted on the Corian countertop and a Raritan icemaker.

Flybridge Equipment

(2) Marine Air digital AC controls (4) Access panels for storage & access in the Helm Area 3 Side EZ2CY enclosure (replaced 2016) Aft side clear vinyl enclosure (replaced 2016) Windshield wiper at Helm Station & companion seat on safety glass panel insert (6) Overhead DC stainless steel trimmed lights w/LED fixtures Red DC night light over Helm (4) Overhead Polk Audio stereo speakers Raritan icemaker Upgraded two tone Sunbrella seat cushions Norcold refrigerator (new 2016) Stainless steel railings around area aft of U shaped seating Stainless steel flag staff on aft rail w/cover Covers for all Flybridge seating, helm chairs & helm Outdoor woven Sisal type carpet w/bound edge Small deck box on upper deck, aft Central vac outlet on Flybridge! Full 4 side white heat reduction canvas on interior of Flybridge enclosure Hinged FRP cover for Flybridge access stairs

Flybridge Navigation Equipment

(2) CAT LCD gauge panels for main engines (2) CAT electronic clutch & throttle controls CAT back up panel for gears & throttle Garmin 7612 12" touch screen plotter/radar/Sat weather/CCTV screen (new 2016) Garmin 7616 16" touch screen plotter/radar/Sat weather/CCTV screen (new 2016) Garmin 4 KW 48" open array radar scanner (new 2016) Garmin remote w/joystick Simrad AP25 autopilot Simrad WR20 wireless remote for autopilot Ritchie 5" Powerdamp compass Raymarine ST60 digital depth gauge Raymarine ST60 digital speed log (2) Electric fuel gauges ITT Jabsco searchlight controls Vetus bow thruster controls (15 hp) (dual controls) Bennett trim tab controls Icom IC-M602 VHF radio w/DSC Bilge pump controls w/(3) digital pump readouts Teleflex tilting helm wheel w/cover Fireboy fire system controls Windlass controls Sea Tel 2498

Sat TV antenna w/dummy dome for matched appearance (2) Windshield wiper controls 12V DC outlet Clarion CMD6 A AM/FM/CD stereo w/iPod plug in JL Audio stereo amplifier Custom brushed aluminum dash panel

Engine Room

Twin CAT C-18 1000 hp diesel engines Anti vibration mounts for engines & generators 15 hp Vetus 24 volt DC electric bow thruster (4) Automatic/manual bilge pumps w/"Ultra" bilge pump switches Head Hunter DC freshwater pump Space Saver 30 Gallon water heater (5) Fluorescent Engine Room lights upgraded from standard (2) 110V GFCI outlets (2) 110V Engine Room fans FRP flooring between engines w/black vinyl diamond plate 2.5" Aquamet 22 stainless steel shafts 5 Blade main propellers Dripless shaft seals Site tubes for both fuel tanks (2) Engine Room blowers 2" Heavy duty insulation material covered w/white aluminum perforated paneling Oil Exchanger oil change system for engines, transmissions & generator 30 lb. Fireboy automatic fire suppression system, recently recertified Air filters on Engine Room air intakes (2) Engine Room cameras Jabsco Vane Puppy fuel transfer pump Centrek Industries gas/water separator for generator exhaust Teleflex power steering system w/dual pumps, one off each transmission Marine Air 72,000 BTU chilled water air conditioning w/(5) air handlers & (3) compressors for variable command Dual Racor 1000 FG fuel filters w/vacuum gauges for main engines (1) Racor 500 filter for generator 6 Step stainless steel & teak ladder to Engine Room from Aft Deck (3) Coolant recovery bottles for cooling systems (2) Engine block heaters ZF 550A Transmissions w/1.97:1 reduction Airsep crankcase ventilation system 422 Gallon aluminum forward fuel tank 683 Gallon aluminum aft fuel tank Oversize Groco sea strainer & sea valves for main engines Workbench in Engine Room (2) Aluminum baffled water tanks (1) Aluminum baffled waste tank Central vacuum system 24 Volt freshwater pump Macerator pump for waste tank w/timer switch Fiberglass wrapped exhaust system Extensive sound attenuation package (\$10,000) by Sound Down throughout the vessel

Tender

2006 Caribe 11' DL Console steering Tach gauge Fuel gauge Nissan 30 HP outboard 4S Navigation lights Battery w/shutoff switch Seating for 4 Shower Fresh water tank Cover (new) Tender cradles

Lazarette

(2) Glendinning cable master mechanisms (2) 3 Shelf storage units Storage hooks for fenders & lines Rubber "Diamond Plate" flooring Steering gear hidden in enclosed shelf area 3 Step teak & stainless ladder to swim platform Watertight entry door (2) Opening stainless steel portholes for ventilation 4 Step teak & stainless steel swim ladder Shower power breakers (4) Fluorescent lighting fixtures 12 Volt incandescent light 30 Min. timer for waste tank macerator pump Holding tank vent filter The vessel is pre wired and plumbed for a water maker.

Electrical

110V/220V 60 Hz AC system 12V/24V DC system 21.5 kW CAT generator in sound shield w/1725 hours (3) Banks of 12 volt gel cell batteries separated by blocking diodes as follows: (2) 8D's (450 ah) for house 12V, (2) 4D's (360 ah) for engine starting 24V plus (2) 12 volt batteries for bow thruster (24V system) DC Digital voltmeter DC Digital amp meter AC Digital voltmeter w/dual positions to read each leg of power AC Digital amp meter w/dual positions to read each leg of power (20) Breaker protected 110 volt AC circuits (8) Breaker protected 220 volt AC circuits (42) Breaker protected DC circuits Central bonding system w/shaft brushes Victron Centaur battery charger for engines 24V, 30 amp Victron Centaur battery charger for thruster 24V, 30 amp Victron Centaur battery charger for house system 12V 100 amp (2) 50 amp Glendinning cord reels w/75' of cord each Generator "on" indicator light at Flybridge Helm (3) Battery shutoff switches Victron Energy inverter monitor at main helm panel (2) Galvanic isolators Port engine alternator 85 amps, 28V Starboard engine alternator 135 amps, 14V (3) Gang centrally located GFCI's at main bus (2) Rex 15 KVA isolation transformer Inverter system Generator start/stop & gauge panel at main electrical panel

Construction Details

The boat is a composite construction using Kevlar Hybrid materials for superior strength and puncture resistance. Six longitudinal foam stringers and 20 transverse foam stringers enclosed with stitched woven roving, reinforce the entire hull bottom. The hull sides are cored. The engine stringers run from stern to bow with steel top plates for engine mounting. The Deep (19.5 degrees) Vee Hull has been designed to ensure a vessel with excellent sea keep qualities. Special attention has been given to a ratio between installed power, speed and fuel consumption. Two layers of Interlux 2000E primer beneath the bottom paint.

Actual length with platform is 65'8".

Remarks

Although she shares her profile with her sisterships MISTY K II is the most customized 62' Neptunus offered for sale.

Her Salon and Galley layout offer a flexible owner operator styled layout with that has both subtle and dramatic updates.

The Master Cabin layout has been improved to include a huge shower with a separate Head compartment to port. Contrasting finishes on the cherry joinery in this cabin are quite dramatic. High end fixtures abound. The Flybridge area was not forgotten either, a raised sitting area to port offers a much better use of the area.

MISTY K II needs to be seen to be fully appreciated. The difference is in the details! Caterpillar

ESC included!

Exclusions

While every effort was made to list all pertinent included equipment aboard MISTY K II, there are some personal belongings aboard. Prospective purchasers should assume any item not specifically mentioned herein will not convey at closing.

Exclusions

Owner's personal belongings.

Disclaimer

The Company offers the details of this vessel or yacht in good faith but cannot guarantee or warrant the accuracy of this information nor warrant the condition of the vessel. A buyer should instruct his representatives, agents, or his surveyors, to investigate such details as the buyer desires validated. This vessel or yacht is offered subject to prior sale, price change, or withdrawal without notice.

PHOTOS

Salon Looking Forward



New Salon Couch to Starboard



Newly Upholstered Salon Chairs to Port



Salon Aft to Port




Salon Aft to Starboard



Salon Looking Aft



New Salon TV**Galley Looking Forward****Galley to Starboard****Galley to Port****Galley Looking Forward to Port****Galley Dishwasher**

Dinette Looking Forward**Dinette Looking to Starboard****Custom Enlarged Companionway****Companionway Looking Forward****Companionway Laundry****Companionway Looking Aft**

Master Looking Aft



Master Looking to Starboard



Master Looking to Port



Custom Joinery in Master



Master Looking Forward



Master Head



Master Shower



Master Toilet



Starboard Side Cabin Looking Aft




Starboard Cabin



Starboard Side Cabin Looking Forward



Guest Head



Guest Head



VIP Looking Forward



VIP Looking to Port



VIP Looking to Starboard



VIP Looking Aft



Aft Deck Dining



Aft Deck



Aft Deck Grill



Side Deck



Flybridge Steps



Flybridge Steps



Aft Flybridge Seating



Custom Flybridge Storage



Custom Flybridge Dinette



Flybridge Bar



Custom Aft Flybridge Enclosure



Helm



Helm Seats



Helm Detail Port**Helm Detail Starboard****Engine Hours Feb 2, 2018****Helm Outboard to Starboard****Wireless AP Remote****Helm Chairs with Terry Covers**

Custom Ergonomic Engine Control Mounting



Portside Companion Seats



Sun Deck Forward of Helm



Engine Room Access



Port Engine



Fuel System



Starboard Engine



Immaculate Bilges



Dripless Shaft Seals



Chilled Water AC



CAT Generator



Tender



Tender



Tender




Lazarette Access



Lazarette to Port



Lazarette to Starboard



Main Electrical Panel



Stern



Stern



Alternate Profile



Alternate Profile



CONTACTS

Andrey Shestakov, leading yacht broker of the sales department of Shestakov Yacht Sales Inc. Shestakov Yacht Sales Inc., the official representative of the Miami/Fort Lauderdale FL headquarters.

Contact details

Email: **andrey@shestakovyachtsales.com**

Web: shestakovyachtsales.com/en/

Telephones

USA: **+1(954)274-4435**

Office hours

Monday – Saturday: **9:00 - 21:00 EDT**

Sunday: **closed**

Address



Harbour Towne Marina, 850 NE 3rd St,
STE 213, Dania, FL 33004