

PERSISTENCE — MAINSHIP



Builder: MAINSHIP

Year Built: 2003

Model: Trawler

Price: PRICE ON APPLICATION

Location: United States

LOA: 39' 0" (11.89m)

Beam: 14' 2" (4.32m)

Max Draft: 3' 8" (1.12m)

Max Speed: 17 Kts. (20 MPH)

Our experienced yacht broker, Andrey Shestakov, will help you choose and buy a yacht that best suits your needs **Persistence — MAINSHIP** from **our catalogue**. Presently, at **Shestakov Yacht Sales Inc.**, we have a wide variety of yachts available on **our sale's list**. We also work in close contact with all the big **yacht manufacturers** from all over the world.

If you would like to buy a yacht **Persistence — MAINSHIP** or would like help answering any questions concerning purchasing, selling or chartering a yacht, please call **+1(954)274-4435**

TABLE OF CONTENTS

TABLE OF CONTENTS	2
SPECIFICATIONS	4
Overview	4
Basic Information	4
Dimensions	4
Speed, Capacities and Weight	5
Accommodations	5
Hull and Deck Information	5
Engine Information	5
DETAILED INFORMATION	6
Manufacturer Provided Description	6
Accommodations	6
Galley	6
Generator / Electrical	7
Navigation / Electronics	7
Deck equipment	7
Mechanical	7
Exclusions	7
Disclaimer	7
PHOTOS	8
Manufacturer Provided Image: 390 Trawler	8
Manufacturer Provided Image: 390 TrawlerSalon Forward.	9
Manufacturer Provided Image: 390 TrawlerForward stateroom.	10
Manufacturer Provided Image: 390 Trawler Layout	11
CONTACTS	12
Contact details	12
Telephones	12
Office hours	12

Address

12

SPECIFICATIONS

Overview

Stored under cover - 10' Avalon dinghy with 6hp - Twin Engine

"Persistence" is docked inside a covered shed and in Fresh Water. She is in turnkey condition and ready to complete the Loop.

The 390 was in many ways a benchmark design for Mainship. It was also the most successful trawler in the company's history and remains a popular model on the used boat market.

Instead of a traditional full displacement trawler hull, Mainship chose a semi-displacement design that maintains a wide stern profile. Depending on power, this allowed the 390 to operate efficiently in the 7- to 8-knot range while delivering fuel-efficiencies in the 2 to 3 nmpg range, combined with the ability to reach speeds as high as 18 knots in twin-engine models.

Today, the 390 remains a prime choice for two major market segments: families looking for a roomy, cost-effective boat for weekend and vacation getaways and couples looking to do extended cruises. Quite a few of these boats have completed the Great Loop, wintered in the Bahamas and explored the Inside Passage.

Basic Information

Category: Trawler

Model Year: 2003

Year Built: 2003

Country: United States

Dimensions

LOA: 39' 0" (11.89m)

Beam: 14' 2" (4.32m)

Max Draft: 3' 8" (1.12m)

MFG Length: 39' 9" (12.12m)

Speed, Capacities and Weight

Max Speed: 17 Kts. (20 MPH)

Displacement: 22000 Pounds

Water Capacity: 130 Gallons

Holding Tank: 30 Gallons

Fuel Capacity: 300 Gallons

Accommodations

Total Cabins: 2

Total Berths: 2

Total Heads: 1

Hull and Deck Information

Hull Material: Fiberglass

Engine Information

Engines: 2

Manufacturer: Yanmar

Model: 4LHA-STP

Engine Type: Inboard

Fuel Type: Diesel

DETAILED INFORMATION

Manufacturer Provided Description

The Mainship 390 Trawler blends today's technology with years of experience in crafting thousands of trawlers. Inside the spacious cabin, for example, is a lower helm station that's complete with full instrumentation and a windshield equipped with wipers and washers. The salon features warm teak highlighted by designer fabrics, a color television and VCR, a stereo, and opening windows with screens. Deck access is made easy for shorthanded cruising with a starboard helm sliding door. There is also a large screened sliding door to the cockpit. The 390 Trawler's galley is equipped for cruising or entertaining with a range, an oven, a microwave, a full-size refrigerator, an oversize sink, abundant cabinets, and Corian countertops. The large master stateroom has a center island bed, cedar-lined hanging lockers, an opening portlight and hatch, and again more storage. For guests, a second stateroom features twin berths along with a hanging locker, storage, an opening hatch and a portlight. And finally, the easy cleaning, molded fiberglass head offers a built-in vanity, a shower, an electric marine toilet, an opening hatch, a portlight, and a mirror. The power to travel is provided by a standard single diesel or optional twins. Both include freshwater cooling, an engine alarm system and a standard fire extinguisher system. To make docking easier, a bow thruster is standard on single engine boats and optional on boats with twin powerplants. On the flybridge there is a large area for entertaining or lounging, seating for more than six, and a drop-leaf table. The center helm has great visibility, full instrumentation, and plenty of room for electronics (note the radar mast). This deck is reached by a wide, molded stairway with a full handrail. Access forward to the anchor is protected by a high bulwark and a walk-around deck. In the cockpit there is more than ample storage with deep wells and a lazarette.

Accommodations

Sedan layout: sliding door entry to salon from aft cockpit; ultra-leather couch to starboard, bookcase to port, high-low dropleaf table, lower helm to starboard with side door to starboard walkway, galley to port; forward & down to guest stateroom to port, master stateroom forward with centerline queen berth; head to starboard with vanity, lavatory, head & large separate shower compartment; teak & holly salon sole, salon draperies, 6'6" headroom.

Galley

Galley up to port: 3-burner Princess stove with conventional oven, G.E. Turntable microwave oven, large sink, Nova-Kool dual-voltage refrigerator-freezer, toaster oven, coffee maker; pressure water, electric water heater.

Generator / Electrical

Dual 30 amp, 125 volt shore service with cords; 8 KW Kohler generator (310 hours) 50 amp Pro-Mariner battery charger; 3 27-series batteries with switches; Pro-Mariner galvanic isolator.

Navigation / Electronics

Raytheon RL-70 GPS/Plotter with RL-70C (u); Garmin GPS III; Raymarine 215 VHF radio (u) with RAM Mic (L) with remote speaker; Ritchie compass (u), Danforth compass (L); Raydata depthsounder; JVC stereo (L), Clarion stereo (u), Dynex flatscreen TV (salon).

Deck equipment

Bow pulpit, Delta plow anchor with chain & rode,(2 spare lunch anchors), Lewmar R/C windlass with rope capstan & chain gypsy, heavy duty Sampson post; cabin deck sun pads, lower windshield sunscreens, 3 windshield wipers; dual electric horns; bridge bimini with full enclosure; sunscreen upper deck weather cloths; electronics mast; molded fiberglass stairway to aft cockpit; transom door, fresh water washdown, raw water washdown, St. Croix davits, Boat/US inflatable with 4 HP Yamaha outboard.

Mechanical

Vacuflush head with holding tank, deck pumpout & macerator; 2-zone Marine Air reverse cycle air/heat; hydraulic/electric trim tabs; Advanced Marine oil change system; Separ main engine primary fuel filters; Racor generator primary fuel filter; dripless shaft stuffing boxes; high water alarm; bilge heat; starboard engine replaced on 6/11/12 with 275 current hours; .

Exclusions









Owner's personal belongings.

Disclaimer

The Company offers the details of this vessel or yacht in good faith but cannot guarantee or warrant the accuracy of this information nor warrant the condition of the vessel. A buyer should instruct his representatives, agents, or his surveyors, to investigate such details as the buyer desires validated. This vessel or yacht is offered subject to prior sale, price change, or withdrawal without notice.




PHOTOS

Manufacturer Provided Image: 390 Trawler










**Manufacturer Provided Image: 390
TrawlerSalon Forward.**







**Manufacturer Provided Image: 390
TrawlerForward stateroom.**





**Manufacturer Provided Image: 390
Trawler Layout**



CONTACTS

Andrey Shestakov, leading yacht broker of the sales department of Shestakov Yacht Sales Inc. Shestakov Yacht Sales Inc., the official representative of the Miami/Fort Lauderdale FL headquarters.

Contact details

Email: **andrey@shestakovyachtsales.com**

Web: shestakovyachtsales.com/en/

Telephones

USA: **+1(954)274-4435**

Office hours

Monday – Saturday: **9:00 - 21:00** EDT

Sunday: **closed**

Address



Harbour Towne Marina, 850 NE 3rd St, STE 213, Dania, FL 33004