

CHELSEA — ALAN WARWICK



Builder: ALAN WARWICK

Year Built: 1993

Model: Motor Yacht

Price: PRICE ON APPLICATION

Location: Australia

LOA: 99' 9" (30.40m)

Beam: 17' 9" (5.40m)

Max Draft: 5' 0" (1.50m)

Cruise Speed: 10 Kts. (12 MPH)

Max Speed: 19 Kts. (22 MPH)

Our experienced yacht broker, Andrey Shestakov, will help you choose and buy a yacht that best suits your needs **CHELSEA — ALAN WARWICK** from **our catalogue**. Presently, at **Shestakov Yacht Sales Inc.**, we have a wide variety of yachts available on **our sale's list**. We also work in close contact with all the big **yacht manufacturers** from all over the world.

If you would like to buy a yacht **CHELSEA — ALAN WARWICK** or would like help answering any questions concerning purchasing, selling or chartering a yacht, please call **+1(954)274-4435**

TABLE OF CONTENTS

TABLE OF CONTENTS	2
SPECIFICATIONS	3
Overview	3
Basic Information	3
Dimensions	4
Speed, Capacities and Weight	4
Accommodations	4
Hull and Deck Information	4
Engine Information	4
PHOTOS	5
CONTACTS	7
Contact details	7
Telephones	7
Office hours	7
Address	7

SPECIFICATIONS

Overview

Chelsea is a sophisticated motor yacht designed with family boating in mind by respected naval architect Alan Warwick.

Clever space utilization is combined with elegant décor and quality materials throughout the vessel resulting in a most user friendly boat ideally suited to cruising and entertaining.

CHELSEA is powered by twin 700HP Detroit / MTU turbo diesels producing a top speed of 19 knots. Bow & Stern thrusters, two generators and an inverter.

Boarding is either via side gates or over the extended aft swim platform which has a wide stairway leading on to the main deck. There is also access to a large storage area and a door to the engine room leading from the aft platform.

On entering the main deck through the port side door you step into a foyer with the dining saloon aft and the main saloon forward. The dining area has seating for up to ten guests and is fully enclosed with sliding glass windows which provide guests with 180 degree views and the option of indoor or outdoor dining.

Forward of the dining area but still continuing the teak decked foyer is a three door Eutectic fridge unit and icemaker, sink and storage. Continuing forward guests then enter the carpeted main saloon featuring curved lounge, coffee table and casual chairs with flat TV Screen forward. To port is the entertainment centre, speaker controls, a three seater lounge, and stairway down to the spacious owner's stateroom and private office.

Basic Information

Category: Motor Yacht

Model Year: 1996

Year Built: 1993

Refit Year: 2001

Country: Australia

Dimensions

LOA: 99' 9" (30.40m)

Beam: 17' 9" (5.40m)

Max Draft: 5' 0" (1.50m)

Speed, Capacities and Weight

Cruise Speed: 10 Kts. (12 MPH)

Max Speed: 19 Kts. (22 MPH)

Water Capacity: 396.258078 Gallons

Accommodations

Total Cabins: 4

Hull and Deck Information

Hull Material: GRP/Wood

Engine Information

Engines: 2





Manufacturer: Detroit Diesel/MTU

Model: Series 60 700hp

Fuel Type: Diesel

PHOTOS





CONTACTS

Andrey Shestakov, leading yacht broker of the sales department of Shestakov Yacht Sales Inc. Shestakov Yacht Sales Inc., the official representative of the Miami/Fort Lauderdale FL headquarters.

Contact details

Email: **andrey@shestakovyachtsales.com**

Web: shestakovyachtsales.com/en/

Telephones

USA: **+1(954)274-4435**

Office hours

Monday – Saturday: **9:00 - 21:00** EDT

Sunday: **closed**

Address



Harbour Towne Marina, 850 NE 3rd St, STE 213, Dania, FL 33004