

## NO NAME — YAMAHA



**Builder:** YAMAHA

**LOA:** 24' 0" (7.32m)

**Year Built:** 2011

**Beam:** 8' 6" (2.59m)

**Model:** Deck Boat

**Min Draft:** 1' 4" (0.41m)

**Price:** PRICE ON APPLICATION

**Location:** United States

Our experienced yacht broker, Andrey Shestakov, will help you choose and buy a yacht that best suits your needs **No Name — YAMAHA** from our catalogue. Presently, at Shestakov Yacht Sales Inc., we have a wide variety of yachts available on our sale's list. We also work in close contact with all the big yacht manufacturers from all over the world.

If you would like to buy a yacht **No Name — YAMAHA** or would like help answering any questions concerning purchasing, selling or chartering a yacht, please call **+1(954)274-4435**

# TABLE OF CONTENTS

TABLE OF CONTENTS	2
SPECIFICATIONS	4
Overview	4
Basic Information	4
Dimensions	4
Speed, Capacities and Weight	4
Accommodations	5
Hull and Deck Information	5
Engine Information	5
DETAILED INFORMATION	6
Manufacturer Description	6
Standard Features	6
Highlights	6
Feature-Rich Helm with GPS Instrumentation	6
Innovative Deck Design	7
Award-Winning Stern Design	7
Class-Leading Engine Performance	8
Exclusions	8
Disclaimer	8
PHOTOS	9
Bow Seating/ Lounger	9
Bow Ladder	9
Helm	9
Helm	9
Cockpit Seating	9
Cockpit Seating	9
Cockpit Seating	9
Storage	9

---

Stern Lounge Seating	10
Swim Platform	10
Yamaha Engines	10
Enclosed Impellers	10
Profile	10
Profile	10
Profile	10
Profile	10
Profile	11
Profile	11
Profile	11
CONTACTS	12
Contact details	12
Telephones	12
Office hours	12
Address	12

---

# SPECIFICATIONS

---

## Overview

---

This Yamaha 242 Limited is like new, it was sold new in 2012 and has been indoor stored since then, service is up to date and engines barely broken in with only **51 hours**. Boat is in mint condition!

Big stereo with remote on the swim platform, transom shower, cockpit table, bimini top, bow filler cushions, cruise control and GPS instrument cluster are just a few of the items installed on this vessel.

Don't miss out on this great opportunity to buy this slightly used boat for an unbeatable price!

The 242 Limited series features all new deck and hull design. The free-board height has been increased which gives the 242 series an impressive profile. The seating area at the bow is wider and longer than previous models to allow the tallest passengers and multiple riders the space to stretch out and lounge. The two-tier stern lounge and swim platform provides great comfort and space and makes boarding the boat a breeze from the water.

## Basic Information

---

**Category:** Deck Boat

**Model Year:** 2011

**Year Built:** 2011

**Country:** United States

## Dimensions

---

**LOA:** 24' 0" (7.32m)

**Beam:** 8' 6" (2.59m)

**Min Draft:** 1' 4" (0.41m)

## Speed, Capacities and Weight

---

**Displacement:** 3439 Pounds

**Fuel Capacity:** 50 Gallons

---

## Accommodations

---

**Total Heads:** 1

---

## Hull and Deck Information

---

**Hull Material:** Fiberglass

---

## Engine Information

---

**Engines:** 2

**Manufacturer:** Yamaha

**Model:** 1812CC

**Engine Type:** I/O

**Fuel Type:** Gas

---

# DETAILED INFORMATION

---

## Manufacturer Description

---

Celebrated for its award-winning design. Revered for its engineering innovations. Admired for its versatility and class-leading performance. Highlighting the stylishly-assertive profile of this luxury craft is a bold, forward-swept folding tower, while at the heart of this cruiser are twin 1.8 liter Yamaha Marine engines, engineered for maximum reliability, fuel efficiency and breath-taking performance. Yamaha's flagship 242 Limited S delivers a truly indulgent boating experience.

## Standard Features

---

- Wide, long bow area with rumble seat backrests and multi-function bow filler cushion.
- Twin Yamaha High Output engines that deliver class-leading performance, reliability, and durability.
- Yamaha's exclusive three position No Wake Mode™ that allows the driver to set the engines at optimum no wake speed with the simple push of a button.
- Innovative stern lounge area with table mount, padded seating, shower and stereo remote.
- Bimini Top.
- Full-featured helm with fly by wire, fuel flow meter and GPS controlled instrumentation.
- Premium stereo with direct iPod® plug-in connectivity equipped with 6 waterproof speakers and an MP3 input.
- Cruise Assist™, Yamaha's exclusive feature that allows the driver to hold engine speed constant, ideal for long range rides and for maintaining a consistent speed while towing.
- Freshwater shower built into the swim platform.
- Premium marine vinyl upholstery and Berber carpet.
- Stainless steel cup holders (15), rubrails and pull-up cleats.

## Highlights

---

- The flagships of the Yamaha boat line offering the highest level of refinement Yamaha offers.
- New thrust directional enhancer for improved slow speed handling.
- Twin 1.8L Yamaha marine engines.
- Expansive bow seating that features front-facing "rumble" seat design.
- Latest version of Yamaha's award-winning stern lounge and swim platform design.
- GPS instrumentation, Cruise Assist™ and 3-speed No Wake Mode™.
- 11-person capacity.

## Feature-Rich Helm with GPS Instrumentation

---

Utilizing an integrated GPS-based information control center, the digital displays can provide latitude, longitude, compass heading, elevation, water depth, trip odometer, clock, engine hours, engine speed, vessel voltage, vessel speed, highest speed, fuel level, fuel used and they are the first in their class to provide real time (gallons per hour and miles per gallon) fuel flow data. Also at the helm is Yamaha's exclusive Cruise Assist™ and No Wake Mode™. The Cruise Assist feature can be engaged at planing speeds. When engaged, Cruise Assist will hold the engines at a specific RPM for effortless cruising or towing and can be increased eight positions up and eight positions down at pre-set increments (125 – 188 rpm depending on current engine speed). The No Wake Mode includes three different RPM settings allowing the driver to easily increase or decrease their no wake speed to find the optimum setting. Completing the helm is a premium stereo system with direct plug-in iPod® connectivity inside the unit. When the iPod® is plugged into the stereo, it will charge automatically and can be controlled entirely through the stereo controls, as well as the remote control on the swim platform. In addition, the new premium stereo comes with a separate waterproof and floatable handheld remote that can control the entire system from up to 50 feet away. The 242 Series also features a total of six waterproof speakers including two on the swim platform offering more sound in more places than Yamaha has ever offered before (two additional tower speakers on the Limited S only). Also included in the cockpit are a fully enclosed, carpeted head compartment, multiple storage areas for gear, a dinette table with side-mount, and a large removable cooler that stores under the passenger seat.

**NOTE:** The cockpit seating in the 242 Limited includes a Captain's Chair for the first mate.

---

## Innovative Deck Design

---

Above the waterline, the tall free-board of the 242 Series gives the 242 Limited an impressive profile. The seating area at the bow is wide and long allowing the tallest passengers and multiple riders the space to stretch out and lounge while moored. Insert the standard bow filler cushion and you have one of the largest, most comfortable bow seating configurations available in its class. Exclusive to Yamaha boats is the industry's first and only "rumble seat" design, a fun and innovative seating option that allows riders in the bow to enjoy a unique, front-facing point-of-view in the forward-most part of the bow when underway. Completing the bow is premium marine-grade upholstery, stainless-steel handrails, 4 stainless steel cup holders, multifunction filler cushion, a bow ladder, anchor locker. The cockpit of the 242 Series is roomy, lavish, and refined. The helm layout is minimalist and sophisticated with large analog gauges and integrated digital information displays that provide independently controlled access to a wide range of new information.

---

## Award-Winning Stern Design

---

The two-tier stern lounge area and swim platform of the 240 Series is wide, comfortable, and low to the water, which makes re-boarding even easier and hanging out at the stern with family and friends more fun. Exclusive to the 242 Series are plush, padded backrests and seating pads on the stern lounge area. Completing the stern area is a dinette table with side-mount, a rear stereo

remote, hydro-turf® deck mats, an integrated freshwater shower, stainless steel cup-holders, and a re-boarding ladder that extends deep into the water for effortless re-boarding. Under the waterline is Yamaha's dual internal drive propulsion system that delivers better performance and more peace of mind than traditional stern drive models. Yamaha's ultra-responsive internal drive system brings the 242 Series on plane faster and accelerates quicker than comparable boats. The 242's shallow draft and enclosed impellers increase the boat's versatility, allowing you to travel to places not accessible to stern drive boats. Yamaha Boats also feature pump clean out ports that are easily accessible from the swim platform, allowing boat owners to effortlessly clean out any debris without getting in the water or having to reach under the boat. Additionally, the low maintenance of Yamaha Boats makes them always ready to launch, all season long.

---

## Class-Leading Engine Performance

---

**Yamaha 24-foot boats are powered by two of Yamaha's 1812cc four-stroke Yamaha Marine engines. These engines deliver industry-leading 0-30 MPH acceleration and greater top speed performance than comparable stern drive models. Also new for Yamaha is a thrust directional enhancer that maximizes control and maneuverability. This new design directs the water flow at an optimum angle, creating more responsive handling as the boat is turned right and left at slow speeds.**

---

## Exclusions

---

Owner's personal belongings.

---

## Disclaimer

---

The Company offers the details of this vessel or yacht in good faith but cannot guarantee or warrant the accuracy of this information nor warrant the condition of the vessel. A buyer should instruct his representatives, agents, or his surveyors, to investigate such details as the buyer desires validated. This vessel or yacht is offered subject to prior sale, price change, or withdrawal without notice.



# PHOTOS

---

**Bow Seating/ Lounger**



**Bow Ladder**



**Helm**



**Helm**



**Cockpit Seating**



**Cockpit Seating**




**Cockpit Seating**



**Storage**




**Stern Lounge Seating**



**Swim Platform**




**Yamaha Engines**



**Enclosed Impellers**




**Profile**




**Profile**



**Profile**



**Profile**




**Profile**



**Profile**



**Profile**



---

# CONTACTS

---

Andrey Shestakov, leading yacht broker of the sales department of Shestakov Yacht Sales Inc. Shestakov Yacht Sales Inc., the official representative of the Miami/Fort Lauderdale FL headquarters.

---

## Contact details

---

Email: [andrey@shestakovyachtsales.com](mailto:andrey@shestakovyachtsales.com)

Web: [shestakovyachtsales.com/en/](http://shestakovyachtsales.com/en/)

---

## Telephones

---

USA: +1(954)274-4435

---

## Office hours

---

Monday – Saturday: **9:00 - 21:00** EDT

Sunday: **closed**

---

## Address

---



Harbour Towne Marina, 850 NE 3rd St,  
STE 213, Dania, FL 33004