

## CHOINI — HARGRAVE



**Builder:** HARGRAVE

**Year Built:** 2001

**Model:** Motor Yacht

**Price:** PRICE ON APPLICATION

**Location:** United States

**LOA:** 82' 0" (24.99m)

**Beam:** 20' 0" (6.10m)

**Min Draft:** 5' 0" (1.52m)

**Max Draft:** 5' 2" (1.57m)

**Cruise Speed:** 18 Kts. (21 MPH)

**Max Speed:** 22 Kts. (25 MPH)

Our experienced yacht broker, Andrey Shestakov, will help you choose and buy a yacht that best suits your needs **Choini — HARGRAVE** from **our catalogue**. Presently, at **Shestakov Yacht Sales Inc.**, we have a wide variety of yachts available on **our sale's list**. We also work in close contact with all the big **yacht manufacturers** from all over the world.

If you would like to buy a yacht **Choini — HARGRAVE** or would like help answering any questions concerning purchasing, selling or chartering a yacht, please call **+1(954)274-4435**

# TABLE OF CONTENTS

TABLE OF CONTENTS	2
SPECIFICATIONS	4
Basic Information	4
Dimensions	4
Speed, Capacities and Weight	4
Accommodations	4
Hull and Deck Information	4
Engine Information	5
DETAILED INFORMATION	6
Detailed Specifications	6
Disclaimer	19
Exclusions	19
Disclaimer	19
PHOTOS	20
Stern View	20
Cockpit	20
Aft Dining	20
Aft Deck	20
Salon	20
Salon	20
Galley	20
Pilot house	20
Master Stateroom	21
Master Stateroom	21
Master Head	21
Guest Twin Stateroom	21
Guest Head	21
VIP Stateroom	21

---

VIP Head	21
Stairway to Flybridge	21
Helm Station	22
Flybridge	22
Engine Room	22
Engine Room	22
LAYOUT	22
CONTACTS	23
Contact details	23
Telephones	23
Office hours	23
Address	23

# SPECIFICATIONS

---

## Basic Information

---

**Category:** Motor Yacht

**Sub Category:** Flybridge

**Model Year:** 2001

**Year Built:** 2001

**Country:** United States

## Dimensions

---

**LOA:** 82' 0" (24.99m)

**Beam:** 20' 0" (6.10m)

**Min Draft:** 5' 0" (1.52m)

**Max Draft:** 5' 2" (1.57m)

## Speed, Capacities and Weight

---

**Cruise Speed:** 18 Kts. (21 MPH)

**Max Speed:** 22 Kts. (25 MPH)

**Water Capacity:** 600 Gallons

**Fuel Capacity:** 3000 Gallons

## Accommodations

---

**Total Cabins:** 3

**Total Berths:** 4

**Sleeps:** 6

**Total Heads:** 4

**Crew Cabin:** 2

**Crew Berths:** 3

**Crew Sleeps:** 4

**Crew Heads:** 1

## Hull and Deck Information

---

**Hull Material:** Fiberglass

**Deck Material:** Teak

---

## Engine Information

---

**Engines:** 2

**Manufacturer:** Caterpillar

**Engine Type:** Inboard

**Fuel Type:** Diesel

# DETAILED INFORMATION

## Detailed Specifications

### BASIC DETAILS

Name	CHOINI
Type	Motor Yacht Flybridge
Model	Capri
Builder	Hargrave
Year	2001
Hull No	HCY82621H102
LOA	82'00" ( 24.9m)
Beam Overall	20'00" ( 6.1m)
Draft (Half Load)	5'00" ( 1.5m)
Draft (Full Load)	5'20" ( 1.6m)
Hull Material	Fiberglass
Superstructure	
Decks	

---

Flag	US
Classification	
MCA	Yes
Main Engines	2x Caterpillar Diesel 3412 1400 HP each
Min/Max Speed	22 kts /18kts
Engine Hours	Port Main Engine - 2474 Hours Starboard Main Engine - 2471 Hours
Fuel	3,000 Gal. (11,356 L)
Water Capacity	600 Gal (2,271 L)
Range	
Stabilizers	NAID Model # 254 w 42" x 32" Fins
Displacement (Fully Loaded)	
Gross Tonnage	122 gross tons

---

Guest Accommodations	3
Sleeps	6
Heads	4
Crew Accommodation	4

## ACCOMMODATIONS

### LOWER DECK:

#### Master Stateroom:

The Master Stateroom is accessed by an oversized gradual spiral staircase located on the starboard side of the Salon. Aft the landing is the entrance into the Master Stateroom. The Master Stateroom has a full king-size bed with night stands. Accenting the bed is an overhead soffit, which has been custom built to match the shape of the bed. The soffit is built from cherry, and recessed with smoke mirror panels above. There is a settee for lounging located on the port side.

Proceeding aft is the master head. The head is built with marble counter tops, and the walls are covered in gold leaf wallpaper. The shower is also a Jacuzzi tub with custom marble to match the vanity top. On the starboard side there are dresser drawers and a full size walk-in closet. The Master Stateroom is equipped with a TV that is located behind a sliding cherry tamber door set up for viewing while in bed or seated on the settee.



### Port Guest Stateroom:

The port Guest Stateroom is equipped with a VIP berth. The closet in this stateroom has been increased in size to handle the guest's needs. The TV is located to port in a cherry tamber cabinet and door. This room is also equipped with a Sony stereo and CD player for personal enjoyment. Careful consideration was given to the layout and design of the head in order to increase the shower floor space and to give the room an open feeling.

### Starboard Guest Stateroom:

The Starboard Guest Stateroom is equipped with twin berths. The actual beds are a real single bed size, not tapered or shortened. There is a custom cherry cabinet that houses the TV/VCR.

This stateroom's head was designed to serve as a day head as well as the starboard stateroom's head. A curved shape door has been installed in the foyer to allow for easy access to the head while underway.

### Crew Quarters:

The Crew Quarters are designed for a crew of four. The port crew cabin is set up with a full size bed that can easily accommodate a couple or the captain's quarters. There is ample storage in drawers below the bed and a closet locker for the dress whites.

The starboard crew stateroom is layed out as over/under bunks. There are drawers installed under the bunk and a hanging locker as well.

The crew lounge is just outside the staterooms and has a curved L-shaped Garrett leather settee with storage below. As you can tell from the Garrett leather, there has been no expense spared even in the crew area.

The custom Corian crew dining table is beautiful, which has a cobalt ¼" inlay in the bullnose. The crew area has a full entertainment center equipped with TV/VCR, Stereo, and a CD player for their enjoyment.

Extra storage has been added in the crew lounge area. A double door locker has been built on the aft bulkhead of the crew lounge, which can also be a closet for additional hanging space, guest's luggage or extra food storage.

## **MAIN DECK:**

The entrance from the aft deck is a Stainless Steel sliding door that opens to the main salon. Located to port there is an L-shaped sofa. This sofa was designed for easy access to the storage located beneath the seats. There is ample seating for six people, and the sofa has been built with the 24" seat depth and curves which offer back support for comfortable casual seating. The custom-built cocktail table is made of a high gloss cherry frame with a 1" camphor burl inlay and a Lucite drop in center. When looking down through the Lucite an open cherry three-diamond design has been created to showcase the craftsmanship found throughout this yacht.

On the starboard side there are two swivel barrel chairs covered in Ivory fabric. Located between these two chairs is a custom built-in-table with storage below, making this the perfect spot to curl up with a good book and a cold drink.

The dining area is located forward in the Main Salon. The dining table is great for either formal dining or a casual lobster feast. The custom table is built with cherry wood in high gloss with three 2" camphor burl diamond inlays, along with a ½" camphor burl edge inlay. A beautiful settee finished in Garrett leather curves around the table for comfortable seating, plus there are three custom Lambert dining chairs.

Separating the aft seating from the dining area is a 32" high-gloss china cabinet to port that is built from cherry with a beautiful cross-grain pattern.

To match the cabinet to starboard, a custom cherry cabinet with the same cross-grain pattern was built for deep storage this also houses the 42" Sony flat screen TV with the hi/lo custom built Inca lift.

The entertainment center is located to aft on the starboard side and housed the Yamaha tuner, VCR, Tape, and CD player. The Sony 42" flat screen TV will play in the Main Salon even through the stereo system for the surround sound affect can be played in the Galley and on the aft deck with a touch of the selector switch.

## **GALLEY:**

The galley is located forward, walking through the Salon. Extra attention to the finer details has gone into the design and layout of this area. Most Galleys on yachts of this size are not designed with a real cook in mind. The preparation space on the counter top is as large as one you would find on a 100' yacht. Sub-zero, 700 series, freezer doors have been installed on the back bulkhead of the Galley to help achieve the large counter top space. To carry the high-gloss cherry wood design throughout, the shipyard custom-built cherry face covers for the sub-zero. The large Sub-Zero refrigerator is stainless steel and the capacity is 22 cubic feet. The sub-zero design allows for push button temperature control zones. The aft bulkhead

wall showcases a custom designed tiled wall mural depicting a chart of the Bahamian islands. This work of art is simply stunning.

To starboard in the Galley is a GE Profile wine cooler which holds 25 wine bottles and ample storage has been designed above it to make a pantry.

Walking forward of the Galley and to starboard is a raised banquette, a great area for a casual breakfast or quick snack. The table was built to allow for easy access to the seating by installing a swivel mount design base. The table is a high gloss cherry with a custom compass rose design inlaid in the center. The banquette has been raised 8" from the floor to allow for visibility out of the windows. By raising the settee, a large drawer has been custom built below for storage.

## **FLYBRIDGE**

The Flybridge is the icing on the cake. The layout has been designed for the true cruiser in mind. There is a helm forward with two chairs for the owner and mate.

Behind the helm seats is a custom-built Corian bar top to house the U-line Ice maker, refrigerator, and sink. The counter also double up as a buffet counter top for informal entertaining.

Port side of the helm is a raised two seat companion settee, offering excellent viewing while under way. The secret of this design is that the two seats flip up and allow for deep storage for large containers or extra cases of soda and beer.

Aft of the companion seating is a U-shaped settee. For entertaining there is a large fiberglass table that will accommodate alfresco dining and entertaining.

Across from the U-shaped seating is a large L-shaped settee, which is a great area if you do day cruises with a lot of friends, as there is plenty of extra seating.

Please note that there is storage under all the seating.

Above it all is a custom built fiberglass hard top with built lights that really set the mood for the evening cocktail party or casual dining. Sun bathers will enjoy the sun pad/chaise lounge, which allows for up to five people.

## CONSTRUCTION

Hull	Fiberglass
Decks	Teak on main exterior

## CAPACITIES

Tonnage	122 gross tons; 98 net tons; displacement tons
Fuel Capacity	3000 US Gallons ( 11356.24 liters)
Water Capacity	600 US Gallons ( 2271.25 liters)

---

## Speed

Maximum 22 kts

Cruising 18 kts

## MAIN MACHINERY

Main Engines Caterpillar 2x  
Diesel

Engine Controls Twin Lever  
Hynautic

Shafting Stainless Steel ,  
3" diameter

Propellers 5 Blade Nibral  
38" x 32.5"

Generators: Phaser 2012 4  
Cylinder 1800  
RPM (total) 240  
Volt 40 Kw  
each

Outboard of Port Engine 8570 hours

Outboard of Starboard engine 9498 hours

**ANCILLIARY MACHINERY**

Air Conditioning

Cruise Air

Bow Thruster

NAIAD “  
HYDRAULIC”  
Single 7 Blade  
Prop

Fresh Water Filters

Fresh Water Heaters

General Electric  
40 Gallon

Fresh Water Maker

(2) Stainless  
Steel 518  
Gallons

Fuel Separator

Pumps

Mechanical +  
Electrical  
Transfer &  
Priming Pumps

Fuel Filters

Twin Racor  
Bowls in-line w  
Bowl on  
Engines

NAIAD MODEL

---

Stabilizers	# 254 with 42" x 32" Fins
Steering System	Twin Station Hydraulic

## NAVIGATION SYSTEMS & EQUIPMENT

### Communication Systems

SATcom	KVH Trac Phone
Telephone System	
SSB	ICOM IC-M710
VHF Fixed	ICOM IC -M
VHF Handheld	Uniden + West Marine
Cellular Phone System	Owner's portable

### Navigation Systems



	Lower Helm Flybridge
Radar	Furuno 72 Mile
Magnetic Compass	Ritchie 6" - 4" Danforth SimradIS15 Digital
Auto Pilot	Simrad AP20
Depth Sounder	Raytheon ST60 Raytheon ST60
GPS	Furuno GP31 GPS Furuno GP 31 GPS
GPS	Garmin 5212 Garmin 5212
Chart Plotter	Garmin 5212 West Marine
Speed Indicator	In GPS + Raytheon ST60 Multi In GPS

## GALLEY & LAUNDRY EQUIPMENT

---

## Main Galley Equipment

Cooking Equipment

General Electric  
Convection

BBQ

Jenn Air on  
Flybridge

Microwave

General Electric

Refrigeration/Freezer

Sub-Zero  
Refrigerator +  
2 Sub-Zero  
Drawers

Dishwasher

General Electric

Refrigeration/Freezer

Cockpit Freezer  
- Domestic  
chest in  
Lazarette

U-Line Flybridge  
Refrigerator

U- Line  
Flybridge  
Icemaker

---

	U-Line Aft Deck Refrigerator
	U-Line Aft Deck Ice maker
Wine Cooler	GE Profile 700 series
Washer/Dryer	General Electric stack type

## Disclaimer

---

All speeds, capacities, consumption, hours, measurements, etc. are approximate or estimated. Specifications provided for information only as particulars herein obtained are from sources available but are not guaranteed. Remarks and other statements may be personal opinions and may not be relied upon for purchase. Buyer should instruct his agent/supervisor to check all details for accuracy. Offered subject to prior sale, price/inventory change, or withdrawal from market without notice.

## Exclusions

---

Owner's personal belongings.

## Disclaimer

---

The Company offers the details of this vessel or yacht in good faith but cannot guarantee or warrant the accuracy of this information nor warrant the condition of the vessel. A buyer should instruct his representatives, agents, or his surveyors, to investigate such details as the buyer desires validated. This vessel or yacht is offered subject to prior sale, price change, or withdrawal without notice.

# PHOTOS

---


**Stern View**




**Cockpit**




**Aft Dining**




**Aft Deck**




**Salon**




**Salon**



**Galley**



**Pilot house**



**Master Stateroom**



**Master Stateroom**



**Master Head**



**Guest Twin Stateroom**



**Guest Head**



**VIP Stateroom**



**VIP Head**



**Stairway to Flybridge**



**Helm Station**



**Flybridge**




**Engine Room**



**Engine Room**



**LAYOUT**



# CONTACTS

---

Andrey Shestakov, leading yacht broker of the sales department of Shestakov Yacht Sales Inc. Shestakov Yacht Sales Inc., the official representative of the Miami/Fort Lauderdale FL headquarters.

## Contact details

---

Email: **andrey@shestakovyachtsales.com**

Web: [shestakovyachtsales.com/en/](https://shestakovyachtsales.com/en/)

## Telephones

---

USA: **+1(954)274-4435**

## Office hours

---

Monday – Saturday: **9:00 - 21:00** EDT

Sunday: **closed**

## Address

---



Harbour Towne Marina, 850 NE 3rd St, STE 213, Dania, FL 33004