

ECLIPSE — HINCKLEY



Builder: HINCKLEY

Year Built: 1985

Model: Cruising Sailboat

Price: PRICE ON APPLICATION

Location: United States

LOA: 59' 3" (18.06m)

Beam: 15' 6" (4.72m)

Min Draft: 6' 6" (1.98m)

Cruise Speed: 8 Kts. (9 MPH)

Max Speed: 9 Kts. (10 MPH)

Our experienced yacht broker, Andrey Shestakov, will help you choose and buy a yacht that best suits your needs **ECLIPSE — HINCKLEY** from **our catalogue**. Presently, at **Shestakov Yacht Sales Inc.**, we have a wide variety of yachts available on **our sale's list**. We also work in close contact with all the big **yacht manufacturers** from all over the world.

If you would like to buy a yacht **ECLIPSE — HINCKLEY** or would like help answering any questions concerning purchasing, selling or chartering a yacht, please call **+1(954)274-4435**

TABLE OF CONTENTS

TABLE OF CONTENTS	2
SPECIFICATIONS	4
Overview	4
Basic Information	4
Dimensions	4
Speed, Capacities and Weight	5
Accommodations	5
Hull and Deck Information	5
Engine Information	5
DETAILED INFORMATION	6
Remarks	6
Accommodations and Layout	6
Electrical System	7
Electronics and Navigation Equipment	7
Engine/Mechanical Equipment	7
Hull and Construction	8
Sails and Rigging	8
Additional Equipment	9
Exclusions	10
Exclusions	10
Disclaimer	10
PHOTOS	11
Main Salon, Stbd Side	11
Main Salon, Port Side	11
Main Salon, Looking Aft	11
Bermuda Race Plaque	11
Galley	11
Oven & Stove	11

Nav Station	11
Stbd Head, Forward	11
Stbd Guest Cabin	12
Port Guest Cabin	12
Passageway Looking Aft to Master SR	12
Passageway Looking Forward	12
Master Stateroom, Stbd Side	12
Master Stateroom, Port Side	12
Master Stateroom, Bureau	12
Master Head	12
Master Shower	13
Foredeck	13
Rig	13
Helm	13
Cockpit Gauges	13
Aft Deck	13
Yanmar Engine	13
Engine Room	13
Racing	14
On Mooring	14
Bow with Thruster	14
Port Side Hull	14
Rudder	14
CONTACTS	15
Contact details	15
Telephones	15
Office hours	15
Address	15

SPECIFICATIONS

Overview

Just out from the paint shed at Hinckley Yacht Services in Rhode Island, ECLIPSE is ready for her next owners, with fresh topsides Awlgrip, exterior varnish and new dodger. ECLIPSE is in excellent condition and ready to sail anywhere.

In 2006/2007 she underwent a major comprehensive refit, when virtually all electrical and mechanical systems were replaced with new and top-of-the-line components. In 2009 her deck was Awlgrippped by Hinckley Yacht Services, Stuart, FL, and since then, she has received new rig paint, new bow thruster, new electronics and new topside Awlgrip (June, 2015).

ECLIPSE is seriously for sale and priced well below fair market value. Her centerboard configuration offers a minimum draft of 6'-6" with board up and a maximum draft of 12'-6" with board down.

Basic Information

Category: Cruising Sailboat

Sub Category: Sloop

Model Year: 1985

Year Built: 1985

Refit Year: 2009

Refit Type: Topside & deck paint

Country: United States

Coast Guard #: HRH59006D585

Vessel Top: Dodger

Dimensions

LOA: 59' 3" (18.06m)

LWL: 44' 2" (13.46m)

Beam: 15' 6" (4.72m)

Min Draft: 6' 6" (1.98m)

Speed, Capacities and Weight

Cruise Speed: 8 Kts. (9 MPH)

Max Speed: 9 Kts. (10 MPH)

Displacement: 69000 Pounds

Water Capacity: 400 Gallons

Fuel Capacity: 300 Gallons

Accommodations

Total Cabins: 3

Total Berths: 6

Sleeps: 7

Total Heads: 3

Hull and Deck Information

Hull Material: Fiberglass

Deck Material: Fiberglass

Hull Configuration: Centerboard

Hull Color: Flag Blue

Hull Designer: McCurdy & Rhodes

Engine Information

Engines: 1

Manufacturer: Yanmar

Model: 4LHA-HTP

Engine Type: Inboard

Fuel Type: Diesel

DETAILED INFORMATION

Remarks

Just out from the paint shed at Hinckley Yacht Services in Rhode Island, ECLIPSE is ready for her next owners with fresh topside Awlgrip, exterior varnish and new dodger. ECLIPSE is in excellent condition and ready to sail anywhere. In 2006/2007 she underwent a major comprehensive refit, when virtually all electrical and mechanical systems were replaced with new and top-of-the-line components. In 2009 her deck was Awlgrippped by Hinckley Yacht Services, Stuart, FL, and since then, she has received new rig paint, new bow thruster, new electronics and new topside Awlgrip (just applied June, 2015). ECLIPSE is seriously for sale and priced well below fair market value. Her centerboard configuration offers a minimum draft of 6'-6" with board up and a maximum draft of 12'-6" with board down.

Accommodations and Layout

ECLIPSE sleeps seven in three private cabins, plus two in main salon. The interior joiner work is finely-crafted teak throughout. Cabin soles are all solid teak and holly with a gloss finish. Custom mattress pads and linens are included. Fans, opening ports, portlights and deck hatches provide plenty of ventilation and natural light. Features: All new cabin light fixtures and wiring (2007) 12-Volt Hella cabin fans new (2007) All fixed cabin windows renewed with Lexan (2007) All cabin hatches renewed with Lexan (2007) LED floor courtesy lights new (2007) STARBOARD GUEST STATEROOM The starboard forward guest stateroom features two large single over/under berths with hanging locker, bureau and numerous storage lockers. A hatch, opening porthole, port light and dorade vent provide excellent light and ventilation. STARBOARD GUEST HEAD The starboard guest ensuite head includes a Vacu-flush toilet, sink and vanity, hot/cold shower and several large storage lockers. A large deck hatch is overhead. PORT GUEST STATEROOM A mirror-image guest cabin is to port with all the same features found to starboard. PORT GUEST HEAD The port guest ensuite head includes a Vacu-flush toilet, sink and vanity, hot/cold shower and several large storage lockers. MAIN SALON The main salon features two long settees to port and starboard with a large double-leaf dining table offset to port with built-in storage. There is an abundance of storage space outboard and below each. GALLEY A large U-shaped galley is aft of the main salon on the port side, featuring generous counter space and tremendous locker storage. Features include Frigoboat refrigeration (2007) and top-loading freezer (2007), 3-burner propane stove with broiler, GE Profile convection oven (2007), exhaust fan, stainless steel sink and fresh water hand pump. Louvered locker fronts and tile backsplash provide nice accents. NAVIGATION STATION The navigation station is aft of the salon to starboard. There is an oversized chart table, fixed seat with backrest, and electronics and DC electrical panel outboard. PASSAGEWAY A passageway with wet

locker, separate washer and dryer outboard and easy engine room access inboard, leads aft from main salon to the master stateroom. MASTER STATEROOM The owner's stateroom aft has a generous double berth to port and a single to starboard, separated by a large chest of drawers. There is a private companionway to the aft deck area, with a hanging locker and many other useful storage lockers. MASTER HEAD A private head with separate shower stall is adjacent to the owner's cabin, to port. There is a sink with vanity, Vacu-flush toilet and hot/cold shower along with numerous storage lockers.

Electrical System

- 12 Volt DC and 110/220 Volt AC electrical systems with separate breaker panels and multiple gauges
- Entire electrical system replaced new (2007)
- 12.5 kW Northern Lights diesel generator (Hours: 1,200) in sound shield new (2007)
- (8) GP31 gel-cell house batteries (2006)
- (2) GP31 engine and generator starting batteries (2006)
- Xantrex 3,000 watt inverter/charger (2007)
- AC & DC breakers replaced new (2007)
- 120 Volt GFCI outlets all new (2007)
- 50 amp shore inlet with 50- and 30-amp shore cords and adapters

Electronics and Navigation Equipment

- Raymarine E120W GPS, chartplotter, radar (2013)
- Raymarine digital radar scanner (2013)
- Raymarine AIS Class A transceiver (2014)
- Simrad AP26 autopilot (2007)
- ICOM IC-M710 SSB (2007)
- Uniden UM525 VHF (2007)
- Uniden remote VHF @ helm (2007)
- Raytheon ST60 + wind instruments (2007)
- Sony AM/FM/CD stereo w/speakers in salon & cockpit (2007)

Engine/Mechanical Equipment

- (1) Yanmar 4LHA-HTP, 140 hp (2006) (Hours: 1,700)
- 3-Blade bronze MAX feathering prop
- Dripless stuffing box new (2007)
- Sidepower 10" bow thruster new (2010)
- Racor filter system and hoses (2007)

- Foil-lined sound insulation in engine and generator rooms (2007)
- 12-Volt saltwater deck wash, new plumbing and pump (2007)
- 12-Volt freshwater deck wash, new plumbing and pump (2007)
- (3) Vacu-flush toilets rebuilt completely (2007)
- (3) Marine Air 16,000 BTU air conditioner / heating units all new (2007)
- Splendide 2000S 120-Volt washer/dryer new (2007)
- Full array of spare parts
- (1) 2400 GPH & (1) 3200 GPH automatic bilge pumps new (2006)
- (2) Manual bilge pumps rebuilt (2006)

Hull and Construction

Hull is hand-laid fiberglass with 1" Airex core. In high-stress areas there is solid fiberglass with extra laminations of mat and roving. Airex-cored hull stringers are integrated with engine mounts and mast step. Guard rail at sheer with stainless steel half oval. Topsides are Flag Blue Awlgrip (new 2015), with gold cove, white boot top and red bottom. Deck paint (new Awlgrip 2009) light tan nonskid molded-in. The deck is cored with 3/4" Klegecell and solid in stress areas, set in a 7-1/2" flange and bonded to hull with fiberglass and bolted on 8" centers. Centerboard configuration offers a minimum draft of 6'-6" with board up and a maximum draft of 12'-6" with board down.

Sails and Rigging

Rigging:

- Double spreader aluminum mast with Hood Stoway electric furling system (rebuilt 2006)
- Mast and boom removed and painted with Awlgrip (2010)
- Harken roller furling headstay rebuilt (2007)
- All mast wiring replaced new (2007)
- LED mast lights new (2007)
- Navtec rod standing rigging
- Hood hydraulic furling headstay system w/mechanical backup
- Aluminum spinnaker/whisker pole
- Navtec hydraulic backstay and boom vang (rebuilt 2007)
- Running rigging replaced new (2007)

Winches:

- (2) Bariant #36 ST electric primaries rebuilt (2007)
- Bariant ST electric mainsheet/centerboard winch rebuilt (2007)
- Bariant #36 ST spinnaker winches
- Bariant #27 ST main traveler winch

- Barient #27 ST halyard winches
- Barient #24 ST halyard winches

Sails:

- (2) Mainsails
- North main (new 2012)
- North 135% genoa (new 2012)
- 155% Genoa - North 3DL
- 100% Genoa
- North asymmetrical spinnaker w/sock (new 2014)
- 130% Roller furling genoa
- 140% Roller furling genoa
- Storm jib
- Storm trysail
- Staysail
- Spinnaker

Additional Equipment

- 10' AB hard-bottom inflatable tender (new 2009)
- Yamaha 15 hp outboard engine for tender (new 2006)
- Zodiac offshore 8-man life raft (new 2014)
- (12) Offshore life jackets
- MOM unit
- (2) Throwables
- EPIRB
- (4) Fenders
- (4) Dock lines (new 2014)
- 65# CQR anchor w/ 300 ft. 3/8"^h chain
- Dodger (new 2015)
- Stainless steel lifelines (new 2015)
- Bow pulpit (new 2015)
- Edson stainless steel dinghy davit system (new 2012)
- Nilsson 12-Volt anchor windlass rebuilt (2007)
- Hinckley S/S bow roller
- Varnished teak toe rails, hand rails, drip rails, hatches and dorade boxes
- Varnished companionway boards and hatch screens with dedicated storage
- Varnished teak cockpit table
- Custom helmsman seat
- Side gates
- Swim ladder
- Side boarding ladder

- Saltwater deck wash
- Freshwater deck wash
- U.S. ensign with teak staff

Exclusions

The owner's personal effects are excluded from the sale.

Exclusions


Owner's personal belongings.

Disclaimer

The Company offers the details of this vessel or yacht in good faith but cannot guarantee or warrant the accuracy of this information nor warrant the condition of the vessel. A buyer should instruct his representatives, agents, or his surveyors, to investigate such details as the buyer desires validated. This vessel or yacht is offered subject to prior sale, price change, or withdrawal without notice.

PHOTOS

Main Salon, Stbd Side



Main Salon, Port Side




Main Salon, Looking Aft



Bermuda Race Plaque




Galley



Oven & Stove



Nav Station




Stbd Head, Forward




Stbd Guest Cabin



Port Guest Cabin




**Passageway Looking Aft to Master
SR**



Passageway Looking Forward




Master Stateroom, Stbd Side



Master Stateroom, Port Side



Master Stateroom, Bureau



Master Head



Master Shower



Foredeck



Rig



Helm



Cockpit Gauges



Aft Deck




Yanmar Engine




Engine Room




Racing




On Mooring




Bow with Thruster



Port Side Hull



Rudder



CONTACTS

Andrey Shestakov, leading yacht broker of the sales department of Shestakov Yacht Sales Inc. Shestakov Yacht Sales Inc., the official representative of the Miami/Fort Lauderdale FL headquarters.

Contact details

Email: **andrey@shestakovyachtsales.com**

Web: shestakovyachtsales.com/en/

Telephones

USA: **+1(954)274-4435**

Office hours

Monday – Saturday: **9:00 - 21:00** EDT

Sunday: **closed**

Address



Harbour Towne Marina, 850 NE 3rd St, STE 213, Dania, FL 33004