

MINERVA — OFFSHORE



Builder: OFFSHORE

Year Built: 2005

Model: Motor Yacht

Price: PRICE ON APPLICATION

Location: United States

LOA: 72' 0" (21.95m)

Beam: 19' 3" (5.87m)

Min Draft: 5' 5" (1.65m)

Max Draft: 5' 9" (1.75m)

Cruise Speed: 16 Kts. (18 MPH)

Max Speed: 20 Kts. (23 MPH)

Our experienced yacht broker, Andrey Shestakov, will help you choose and buy a yacht that best suits your needs **MINERVA — OFFSHORE** from our catalogue. Presently, at Shestakov Yacht Sales Inc., we have a wide variety of yachts available on our sale's list. We also work in close contact with all the big yacht manufacturers from all over the world.

If you would like to buy a yacht **MINERVA — OFFSHORE** or would like help answering any questions concerning purchasing, selling or chartering a yacht, please call **+1(954)274-4435**

TABLE OF CONTENTS

TABLE OF CONTENTS	2
SPECIFICATIONS	6
Overview	6
Basic Information	6
Dimensions	6
Speed, Capacities and Weight	7
Accommodations	7
Hull and Deck Information	7
Engine Information	7
DETAILED INFORMATION	8
Overview	8
Vessel Walkthrough	8
Salon	10
Galley	10
Pilothouse	11
Master Stateroom	11
Master Head	11
VIP Guest Stateroom	12
Guest Stateroom	12
Guest/Day Head	12
Crew/Guest Stateroom	12
Utility Area	13
Electronics & Navigation Equipment	13
Deck Equipment	14
Flybridge & Boat Deck	14
Aft Deck & Cockpit	15
Engine Room & Mechanical Equipment	16
Electrical System	17

Hull & Construction	17
Tanks	18
Remarks	19
Exclusions	19
Exclusions	19
Disclaimer	19
PHOTOS	20
Drone Shot	20
Starboard Profile 2	20
Aft Deck	20
Running	20
Aft Deck	20
Aft Deck	20
Aft Deck	21
Salon Forward	21
Salon Settee	21
Salon Aft	21
Salon Aft	21
Salon	21
Salon Table Converted for Dining	22
Galley	22
Pilothouse	22
Galley	22
Pilothouse	22
Pilothouse	22
Pilothouse Helm	23
Pilothouse	23
Pilothouse Settee	23
Pilothouse Settee	23

Stairwell to Master Suite	23
Master Stateroom	23
Master Stateroom	24
Master Stateroom	24
Master Bath	24
Master Bath	24
Lower Companionway	25
VIP Guest Stateroom	25
Vip Guest Stateroom Vanity	25
VIP Guest Stateroom	25
Guest Bath	26
Guest Stateroom	26
Guest Stateroom	26
Aft Utility Area	26
Aft Utility Area	26
Crew/Guest Stateroom	26
Engine Room Forward	27
Engine Room Aft	27
Port Engine	27
Starboard Engine	27
Side Deck	27
Foredeck	27
Ground Tackle	28
Cockpit	28
Cockpit Controls	28
Passerelle	28
Passerelle Deployed	28
Flybridge	28
Flybridge	29

Flybridge Helm	29
Flybridge Settee	29
Flybridge Helm	29
Flybridge Ice Maker & Grill	29
Flybridge Electronics	29
Boat Deck	30
Boat Deck	30
Stern	30
Flybridge Aft	30
Lower Deck Arrangement	30
CONTACTS	31
Contact details	31
Telephones	31
Office hours	31
Address	31

SPECIFICATIONS

Overview

KEY FEATURES:

- Low hour 1100 hp MAN Common Rails
- Updated nav electronics with extensive redundancies
- New audio/video electronics
- New LED lighting throughout
- Hydraulic bow & stern thrusters
- Wesmar stabilizers with 9 sq. foot fins
- Brownies Dive Compressor in cockpit lazarette
- ASEA shore power frequency converters
- New LED underwater lights
- Besenzoni hydraulic gangway (passarelle) at stern
- Dual anchor rollers & windlasses
- 14' Novurania Tender
- New interior décor

\$100,000 PRICE REDUCTION, OWNER WANTS TO SELL NOW!

Basic Information

Category: Motor Yacht

Sub Category: Pilothouse

Model Year: 2006

Year Built: 2005

Country: United States

Vessel Top: Hardtop

Fly Bridge: Yes

Cockpit: Yes

Dimensions

LOA: 72' 0" (21.95m)

LWL: 63' 6" (19.35m)

Beam: 19' 3" (5.87m)

Min Draft: 5' 5" (1.65m)

Max Draft: 5' 9" (1.75m)

MFG Length: 72' 0" (21.95m)

Speed, Capacities and Weight

Cruise Speed: 16 Kts. (18 MPH)

Cruise Speed RPM: 2100 Kts.

Cruise Speed Range: 400

Max Speed: 20 Kts. (23 MPH)

Max Speed RPM: 2300 Kts.

Max Speed Range: 300 Kts.

Displacement: 125000 Pounds

Water Capacity: 570 Gallons

Holding Tank: 240 Gallons

Fuel Capacity: 2140 Gallons

Accommodations

Total Cabins: 3

Total Berths: 4

Sleeps: 6

Total Heads: 2

Crew Cabin: 1

Crew Berths: 2

Crew Sleeps: 2

Crew Heads: 1

Hull and Deck Information

Hull Material: Fiberglass

Deck Material: Teak and Fiberglass

Hull Configuration: Semi-Displacement

Hull Color: White

Hull Finish: Fiberglass

Hull Designer: William Crealock

Exterior Designer: William Crealock

Engine Information

Engines: 2

Manufacturer: MAN

Model: 2840 LE423 Common Rail

Engine Type: Inboard

Fuel Type: Diesel

DETAILED INFORMATION

Overview

Offshore Yachts are known for their high quality construction, functionality, traditional style, wide walk around decks and their William Crealock design providing the “softest ride on the water”. MINERVA epitomizes all of this and more. She was built for the U.S. with the ability to easily transition to any port in the world. She is extensively equipped and there is redundancy or back up for almost every system on board. In addition, her very knowledgeable owners have spared no expense in constant updates and maintenance to make her the perfect cruising yacht and the only Offshore 72 available comparably equipped or in this condition. Truly turn key in a class by herself.

KEY FEATURES:

- Low hour 1100 hp MAN Common Rails
- ASEA shore power frequency converters
- Hydraulic bow & stern thrusters
- Wesmar stabilizers with 9 sq. foot fins
- Brownies Dive Compressor in cockpit lazarette
- Updated nav electronics with extensive redundancies
- New audio/video electronics
- New LED lighting throughout
- New LED underwater lights
- Besenzoni hydraulic gangway (passarelle) at stern
- Dual anchor rollers & windlasses
- 14' Novurania Tender
- New interior décor

A truly outstanding design, updated constantly and kept in perfect condition!

Vessel Walkthrough

Beginning on the aft deck, features include a built-in cushioned aft lounge settee with facing varnished teak hi-lo table and seating for eight. A stainless steel ladder with hand rails forward to starboard leads up to the boat deck and flybridge. Port and starboard aft are 3 steps leading down to the cockpit and swim platform. A textaline sun shade slides into a hidden track above the aft settee, providing protection from sun and wind.

A sliding air door center line opens from the aft deck to the salon. Joinerwork in the salon and throughout the yacht is done in hand rubbed honey teak with a satin finish. All cabinetry features recessed paneling and there is solid teak crown molding in the salon and galley. The sole is teak

and holly covered with new bound edge carpet. Large framed windows flood the salon with an abundance of natural light. Upon entry one is greeted by the tasteful all new interior decor. Immediately to port is a U shaped cushioned settee surrounding an electrically operated teak hi-lo cocktail table which converts to a dining table for six. To starboard is cabinetry housing the audio video components as well as the 46" TV on an electric lift. Two upholstered accent chairs face the settee. Further forward to starboard is a stairwell leading down to the master suite, and to port is the galley. The galley is open to the salon and pilothouse forward.

The pilothouse is two steps up from the salon. To port is a newly upholstered elevated convertible settee and rectangular teak dining table. Chart storage drawers are beneath. To starboard are teak steps leading up to the flybridge followed by a built-in cabinet housing a Sub Zero refrigerator. Further forward, port and starboard are sliding doors leading out to the side decks. The helm station is center line featuring excellent visibility, access and sight lines to all electronics, gauges and controls. Two cushioned power helm and companion chairs on pedestals are mounted directly behind and to the port side of the helm. The electrical distribution panels are on the starboard side of the helm.

The master suite is completely segregated from the guest staterooms with access from a stairwell on the starboard side of the salon. A new wine cooler is located in a cabinet in the stairwell. A king size island berth with built-in night stands and newly upholstered headboard and new custom mattress faces aft. Built-in cabinets, vanity and a large mirror are to port. Two double width cedar lined hanging lockers separated by built-in drawers and the TV are on the aft bulkhead. The en suite bath with stall shower is to starboard.

The VIP and guest staterooms are accessed via a stairway on the forward starboard side of the pilothouse. The VIP guest stateroom is all the way forward with queen size berth center line, two cedar lined hanging lockers and built-in vanity with mirror. The guest bath with stall shower can be accessed from the VIP stateroom or the companionway. The guest stateroom with upper and lower berths, cedar lined hanging locker and built in desk is aft of the VIP to port.

The fourth stateroom is aft, accessed from the cockpit and can serve as a guest or crew stateroom. It has upper and lower bunks, cedar lined hanging locker, and en suite bath With stall shower. It is finished to the same standard as the forward staterooms.

The large aft utility area contains a full size washer and dryer, two Sub Zero freezer drawers, a sink and an abundance of storage and work space. The engine room is entered through a center line door on the forward bulkhead of the utility area.

The flybridge can be accessed from the pilothouse or the aft deck. Beginning forward, the center line helm is guarded by a new plexiglass Venturi windshield In a stainless steel frame. Teak ladder back helm and companion chairs are directly behind the helm and to port. Aft of the helm to port is a molded fiberglass L shaped settee with new cushions. Directly in front of the settee are two convertible teak cocktail tables with hinged leaves. To starboard is a molded fiberglass cabinet with refrigerator, sink and an abundance of storage. Aft of the settee is another fiberglass cabinet with an electric barbecue grill and large ice maker built in. The entire flybridge area is

covered by a fiberglass hardtop. Moving aft to the boat deck, the 14' Novurania tender is mounted fore and aft to the port side. An 1800 lb. capacity hydraulic davit with extending boom and automatic rotation is to port of the tender. A large plexiglass hatch and ladder down to the aft deck are to starboard. The entire boat deck is surrounded by a stainless steel guard rail.

The teak cockpit is easily accessed via wide teak steps from either side of aft deck. The cockpit provides a platform for effortless boarding to and from the tender, blue water fishing and all the water sports you can imagine. Vast storage is located through water tight deck hatches to the lazarette. A dive compressor is located there with remote fill station and controls in the cockpit. Access to the swim platform is through the large transom door.

Salon

- Automatic sliding air operated entry door
- L shaped built-in cushioned settee w/storage beneath
- High gloss teak expandable electric hi/lo table
- (2) accent arm chairs
- 46" Samsung thin screen LED TV on lift (2013)
- Denon 5 channel surround sound receiver w/ bluetooth (2013)
- (5) Polk Audio speakers
- Sony DVP-NS50P DVD player
- Sirius satellite radio receiver (2013)
- Nuvo multi zone boat amplifier (2013)
- Bound edge carpeting over teak & holly sole (2013)
- (4) wall sconces
- Teak flag rack w/18 pigeon holes
- Cantalupi recessed ceiling lights w/dimmer controls
- Decorative teak crown molding
- Teak framed windows w/pleated shades

Galley

- Sub Zero 249 RP refrigerator
- (2) Sub Zero refrigerator drawers
- Bosch dishwasher
- Miele 4 burner ceran cooktop w/fiddles
- Miele oven w/stainless steel trim
- Sharp microwave convection oven
- Double stainless steel sink w/Grohe faucet
- ISE instant hot water at galley sink
- ISE garbage disposal

- Fold out soap tray at galley sink
- Golden Svevo granite countertops w/teak framed edges
- Overhead raised panel teak storage cabinets
- Under counter cabinet & pantry w/slide out shelves
- Raised panel teak drawers

Pilothouse

- Pompanette electric helm & companion chairs w/stainless pedestals & footrests
- L shaped cushioned settee
- Teak dining table on stainless steel pedestals
- Built-in dog house w/gate under settee
- Center line helm station w/teak & stainless destroyer wheel
- Built-in Sub zero 249RP refrigerator
- Teak stairway to flybridge
- Chart drawers
- (2) overhead hatches w/Ocean Air sliding screens & shades
- Port & Starboard sliding side entry doors

Master Stateroom

- King size bed w/drawers & lockers beneath, custom mattress (2013)
- Upholstered headboard
- (2) reading lights
- (3) overhead lights in soffit
- Built-in night stands
- Mirrored lockers, port & starboard at head of bed
- Bureau w/mirror & three cabinets, port
- (2) double width cedar lined hanging lockers
- (3) built-in drawers
- Teak sole
- Make up vanity w/hinged top, mirror & light
- Overhead safety escape hatch to pilothouse
- Sharp 20" LCD TV
- Fusion stereo system and amplifier w/bluetooth (2013)
- (4) Manship stainless steel portlights
- Cantalupi recessed lights on dimmers
- U-Line wine cooler built into companionway stairwell (2013)

Master Head

- "Newport Brass" faucets, towel bars & rings
- Headhunter Royalflush toilet
- Golden Svevo granite countertop w/recessed ceramic sink
- Stall shower w/frameless glass door & teak grate floor, granite shower seat
- Exhaust blower fan
- Manship opening stainless steel portlight

VIP Guest Stateroom

- Queen size center line island berth w/lift up mattress & drawers beneath
- Cedar lined hanging lockler
- Built-in drawers
- Vanity w/mirror, drawer & stool
- Sharp 15" LCD TV
- Aquatic AV AM/FM DVD receiver
- Manship overhead hatch w/ Ocean Air shade/screen
- (2) Manship stainless steel opening portlights
- Teak sole

Guest Stateroom

- Upper & lower berths convertible to settee
- Cedar lined hanging locker
- Built-in desk
- Sharp 15" LCD TV
- Aquatic AV AM/FM/DVD receiver
- Manship stainless steel portlight
- Teak sole

Guest/Day Head

- Headhunter Royalflush toilet
- "Newport Brass" faucets, towel bar & ring
- Golden Svevo granite countertop w/recessed ceramic sink
- Stall shower w/frameless glass door & teak grate floor, granite seat
- Exhaust blower fan
- Manship opening stainless steel portlight
- Teak sole

Crew/Guest Stateroom

- Upper & lower single berths
- Cedar lined hanging locker
- En suite head w/stall shower, Headhunter Royalflush toilet
- Sharp 15" LCD TV
- Aquatic AV AM/FM/DVD stereo receiver
- Teak & holly sole

Utility Area

- Whirlpool clothes washer
- Whirlpool clothes dryer
- (2) Sub Zero freezer drawers
- Corian counter w/stainless steel sink, faucet w/spray hose
- (2) Manship opening portlights
- Four step teak & stainless steel ladder to cockpit
- Water-tight door to cockpit
- Engine room access door forward
- Walvac central vacuum system
- Teak sole

Electronics & Navigation Equipment

- (4) VEI High Brite 15" monitors w/video switching boxes
- CPU w/Nobeltec Odyssey software (2013)
- (2) Furuno NavNet Black Box network systems
- C-Map charts for U.S. East Coast, Bahamas
- Furuno DFF1 sonar system
- Furuno 64 nm, 6 kW radar
- Furuno 36 nm, 4 kW radar
- (2) Furuno RD 30 displays interfaced to NavNet
- Furuno FA 150 universal AIS transponder
- Furuno satellite compass GPS instrument
- Simrad AP26 autopilot system
- Wave WIFI Rogue Wave wireless bridge & ethernet converter (2013)
- (7) digital bilge pump activation cycle counters
- ACR search light control
- Headhunter tank monitors
- (4) closed circuit cameras w/Extron video switching system (2 engine room, aft deck, cockpit)
- Simrad IS15 apparent wind speed/direction instrument
- Standard Horizon VHF radio
- KVH Tracphone F33 satellite communication system

- KVH Tracvision HD7 high definition Satellite TV system w/ 5 receivers (2013)
- (2) Ritchie Powerdamp plus magnetic compasses
- Auto anchor chain counter/remote controllers for anchor windlasses
- Exalto windshield wiper/washer controls
- Tank Sentry tank gauges for all fluids
- Bilge high water alarm
- Automatic fog horn
- ACR Globalfix 406MHZ EPIRB

ALL ELECTRONICS AND EQUIPMENT ARE DUPLICATED OR REPEATED AT THE FLYBRIDGE HELM STATION

Deck Equipment

- 110 lb. stainless steel Bruce anchor w/400' high tensile chain
- 110 lb. Simpson Lawrence stainless steel plow anchor W/400' chain
- (2) Maxwell 3500 24V anchor windlasses
- (2) anchor chain lockers
- Fresh & raw water anchor wash downs
- (2) storage lockers
- Dual anchor rollers & chain stoppers
- Stainless steel bell rail on foredeck
- Cushioned foredeck sunpad w/back
- 1 1/4" 316 stainless steel, bow rail & hand rails
- 316 stainless steel hawse pipes w/integrated cleats, bow chocks, deck cleats
- Full walk-around side decks w/bulwarks
- Port & starboard midship bulwark boarding doors
- Molded in non-skid decks
- Marquipt 3 step side boarding ladder w/starboard FRP storage locker
- Marquipt 7 step "Tide Ride" boarding steps
- LED deck lights
- Varnished teak main deck cap rail w/custom Sunbrella covers
- International navigation lights
- (3) Exalto 24V windshield wipers w/washers
- ACR remote search light
- Buell triplex air horn
- 30" life ring
- Textaline covers for all exterior windows (2013)
- Sunbrella canvas covers: all exterior bright work, aft deck seating and table, pilothouse windows, flybridge helm, tables and seating

Flybridge & Boat Deck

- Pompanette teak ladder back helm & companion chairs on stainless steel pedestals w/covers
- Center line helm station w/stainless steel destroyer wheel, complete instrumentation & cover
- Lexan venturi windscreen w/stainless steel frame, replaced 2013
- EZ2CY 4 panel wind screen (2013)
- FRP radar arch w/integrated hardtop
- Lightning suppression system
- Molded FRP L-shaped settee w/cushions
- (2) varnished teak cocktail tables on stainless steel hi-lo pedestals w/fold out leaves & covers
- Starboard side FRP cabinetry w/sink, storage, refrigerator & cushioned lounge top
- Gaggeneau electric barbecue grill w/magnetic cut-off switches
- U-Line stainless steel oversize ice maker (2012)
- Isotherm CR-85SS refrigerator
- Fusion stereo system w/amplifier (2013)
- Nouvarania 14' DL 430 RIB w/60 hp Yamaha 4 stroke outboard w/covers
- Steelhead SM-1800 hydraulic davit w/boom extension
- Boat deck 1 1/4" stainless steel perimeter rails

Aft Deck & Cockpit

- Molded FRP aft deck bench seat w/cushions
- Aft deck textaline sun/wind shade (2013)
- Varnished teak rectangular table w/perimeter inlay
- (4) teak deck chairs w/cushions (2013)
- Teak aft deck, swim platform & cockpit soles
- Overhead aft deck stereo speakers w/volume control
- Aft deck video camera
- Stainless steel ladder w/overhead hatch to boat deck & flybridge
- Cockpit fold down box w/ engine controls, thrusters, rudder position indicator
- Brownies dive compressor in lazarette w/cockpit controls & fill outlet
- Besenzoni hydraulic extendable boarding gangway (passerelle) in cockpit
- (2) Maxwell 2200 24V capstans port & starboard cockpit
- (2) aft deck flood lights
- Integrated swim platform w/4 removable 2" stainless steel U rails
- Transom door from cockpit to swim platform
- Stainless steel fold up swim ladder w/storage locker
- Cockpit video camera
- Hand held hot/cold shower
- Fresh & raw water wash downs
- Stainless steel pop-up cleats on swim platform

Engine Room & Mechanical Equipment

ALL MAN FACTORY RECOMMENDED SERVICES ARE UP TO DATE

- Twin MAN D2840LE423 10 cylinder, 1100 hp @2300 rpm, fresh water cooled common rail diesel engines
- ZF 550A reduction gears w/2.517:1 ratios
- Rexroth electronic engine controls w/manual back ups & wired remote
- Marine Air 90,000 BTU direct expansion air conditioning system w/8 compressors, Elite digital controls throughout
- Dripless shaft seals
- Dripless rudder shaft seals
- 3" Aquamet 22 stainless steel propellor shafts
- Polished stainless steel engine beds
- Wesmar 40 hp hydraulic bow & stern thrusters w/redundant pumps, PTO's off each engine & variable speed controls
- Wesmar stabilizers w/CPS1000 controller & 9 sq. foot fins
- (2) Fireboy 36.6 lb. FM-200 (HFC-227ea) fire suppression systems w/engine shut down
- Reverso 24V fuel transfer pump
- Reverso fuel polishing filter system
- Fuel manifold system for supply & return management w/crossover for port or starboard fuel fill
- Oil change system for engines, transmissions, generators w/clean & used oil tanks, 35 gal. each
- Hynautic trim tab system
- Hynautic hydraulic steering system w/ redundant pumps
- Engine room start/stop panels w/mechanical gauges
- Delta T air intake system
- (4) Delta T 120V AC engine room blowers
- (2) CCTV cameras
- Fresh water faucet in engine room
- Overhead storage lockers aft, port & starboard
- (7) electric 24V automatic bilge pumps
- Whale 40 manual bilge pump
- Main seawater intakes plumbed for emergency bilge pumps
- Headhunter Mach 5 120V AC fresh water pump
- Headhunter Excalibur back up 24V DC fresh water pump
- Village Marine Tec 1200 gallon per day watermaker
- 35 gallon Allcraft stainless steel hot water heater (under master stateroom sole)
- Dual Racor filters with vacuum gauges for each main engine
- Single Racor filter with vacuum gauge for each generator
- Diesel Dialysis system with Separ fuel filter and pump
- Fuel sight gauges (marine grade with protective guard)
- Groco sea strainers at all raw water intakes

- Nutone central vacuum system

Electrical System

- Northern Lights 25kW generator w/sound shield, port, 975 hours
- Northern Lights 20kW generator w/sound shield, starboard, 1125 hours
- Xantrex SW 4024 4kW inverter/120 amp charger
- (12) 8D 12 Volt AGM batteries, ship's service/inverter
- (2) 4D 12 Volt AGM batteries, generators
- (4) 8D 12 Volt AGM batteries, main engines
- Newmar PT-24-40CE 24V battery charger, house battery back-up
- Newmar PT-24-20CE 24 V battery charger, engines & generators
- (3) battery cut-off switches
- (2) battery parallel switches
- (2) 50 amp shore power inlets, cockpit & foredeck
- Telephone & CATV inlets
- (2) Asea Power Systems AC12, 12 KVA shore power frequency converters
- Vimar switches and outlets throughout
- Central bonding system
- Shaft bonding brushes

Hull & Construction

Offshore utilizes the best fiberglass materials available including solid hand laminated "Knytex" bi & uni-directional fabric and vinylester resins below the waterline. This provides greater strength and reduced weight over conventional woven roving / mat construction. Above the water line closed cell "Core Cell" material is vacuum bagged to the same bi and uni-directional fabric using isothalic and vinylester resins.

The hull is one integral laminated component. The main deck and cabin are one component which is laminated to the hull. The boat deck, fly bridge and pilothouse roof are one fiberglass component which is laminated to the cabin structure. When these three individual modules are laminated together an extremely strong, rigid and water tight uni-structure is formed that meets or exceeds ABS requirements. Four massive full length stringers and multiple thwartship frames are laminated and bonded in the hull to minimize panel size and achieve incredible hull strength. The bilge areas are divided into five sections to further increase water tight integrity. Each section has it's own automatic bilge pump and all can be made common by gate valves in each section.

Massive main bulkheads consist of multiple layers of cored fiberglass and each are insulated with multiple insulation materials designed for each bulkhead's sound requirements. Engineered insulation at the engine room overhead and at the bulkheads as well as the master stateroom bulkheads utilize multiple layers of varying types of sound deadening/sound absorbing materials to minimize engine noise and insure maximum privacy.

Incorporated in the hulls construction are two heavily laminated rub rails that are structural components of the hull. The substantial rub rails, capped with solid stainless steel, increase the strength of the hull sides & protect the hull when coming alongside a piling or dock. The joint between cabin sides and overhead is bonded with frp and finished in gel coat instead of caulking. The running gear is fully protected by an extended keel which also adds stability.

- Solid fiberglass bottom to waterline, vacuum bagged Core Cell hull sides & superstructure
- Exterior hull finish in high gloss Cook gel coat
- Full length keel for directional stability & running gear protection
- Sealed bow compartment (crash bulkhead) w/ water tight hatch
- Structural upper & lower FRP rub rails capped w/solid stainless steel
- Prop pockets for draft reduction
- Raised chine to reduce wave noise at anchor
- All port lights recessed in hull sides
- (4) LED underwater lights
- Bronze V struts w/ cutlass bearings
- 3" Aquamet 22 propellor shafts
- 4 blade nibral 42" x 32" propellers
- Spur line cutters
- Stainless steel hydrodynamic spade rudders
- Hynautic trim tabs
- 9 sq. foot stabilizer fins

Tanks

FUEL: 5 diesel tanks, 2140 gallons total

- (2) 660 gallon aluminum tanks, port & starboard engine room
- 480 gallon aluminum tank engine room forward bulkhead
- (2) 170 gallon fiberglass tanks, port & starboard lazzerette

FRESH WATER: 2 fresh water tanks, 570 gallons total

- 200 gallon fiberglass tank under master stateroom
- 370 gallon fiberglass tank, lazzerette

HOLDING: 2 black water tanks, 240 gallons total

- 200 gallon fiberglass tank under forward companionway
- 40 gallon fiberglass tank centerline under aft utility area

GREY WATER: 400 gallon fiberglass tank with discharge pump under forward companionway

Remarks

MINERVA is a rare find in today's market. She represents an immediate opportunity to own a traditional style cruiser built to the highest standards in perfect condition. She lacks nothing in equipment and has the capability to cruise from any port in the world. Only available because her owner's growing family dictates a larger yacht. A must see!

Exclusions

While every effort was made to list all pertinent included equipment aboard MINERVA, there are some personal belongings aboard. Prospective purchasers should assume any item not specifically mentioned herein will not convey at closing. Please refer any items in question to the listing broker.

Exclusions

Owner's personal belongings.

Disclaimer

The Company offers the details of this vessel or yacht in good faith but cannot guarantee or warrant the accuracy of this information nor warrant the condition of the vessel. A buyer should instruct his representatives, agents, or his surveyors, to investigate such details as the buyer desires validated. This vessel or yacht is offered subject to prior sale, price change, or withdrawal without notice.

PHOTOS

Starboard Profile 2



Drone Shot



Running



Aft Deck



Aft Deck




Aft Deck




Aft Deck**Salon Forward****Salon Aft****Salon Settee****Salon Aft****Salon**

Salon Table Converted for Dining**Galley****Galley****Pilothouse****Pilothouse****Pilothouse**


Pilothouse**Pilothouse Helm****Pilothouse Settee****Pilothouse Settee****Stairwell to Master Suite****Master Stateroom**

Master Stateroom**Master Stateroom****Master Bath****Master Bath**

Lower Companionway**VIP Guest Stateroom****Vip Guest Stateroom Vanity****VIP Guest Stateroom**

Guest Bath**Guest Stateroom****Guest Stateroom****Aft Utility Area****Aft Utility Area****Crew/Guest Stateroom**

Engine Room Forward**Engine Room Aft****Port Engine****Starboard Engine****Side Deck****Foredeck**

Ground Tackle**Cockpit****Cockpit Controls****Passerelle****Passerelle Deployed****Flybridge**

Flybridge**Flybridge Helm****Flybridge Settee****Flybridge Helm****Flybridge Electronics****Flybridge Ice Maker & Grill**

Boat Deck**Boat Deck****Flybridge Aft****Stern****Lower Deck Arrangement**

CONTACTS

Andrey Shestakov, leading yacht broker of the sales department of Shestakov Yacht Sales Inc. Shestakov Yacht Sales Inc., the official representative of the Miami/Fort Lauderdale FL headquarters.

Contact details

Email: **andrey@shestakovyachtsales.com**

Web: shestakovyachtsales.com/en/

Telephones

USA: **+1(954)274-4435**

Office hours

Monday – Saturday: **9:00 - 21:00 EDT**

Sunday: **closed**

Address



Harbour Towne Marina, 850 NE 3rd St,
STE 213, Dania, FL 33004